

K-mouflage gravity models that pass Solar System and cosmological constraints

Alexandre Barreira,^{1,2,*} Philippe Brax,^{3,†} Sebastien Clesse,^{4,‡} Baojiu Li,^{1,§} and Patrick Valageas^{3,||}

¹*Institute for Computational Cosmology, Department of Physics, Durham University,
Durham DH1 3LE, United Kingdom*

²*Institute for Particle Physics Phenomenology, Department of Physics, Durham University,
Durham DH1 3LE, United Kingdom*

³*Institut de Physique Théorique, Université Paris Saclay, CEA, CNRS, F-91191 Gif-sur-Yvette, France*

⁴*Namur Center of Complex Systems (naXys), Department of Mathematics,
University of Namur, Rempart de la Vierge 8, 5000 Namur, Belgium*

(Received 10 April 2015; published 15 June 2015)

We show that Solar System tests can place very strong constraints on K-mouflage models of gravity, which are coupled scalar field models with nontrivial kinetic terms that screen the fifth force in regions of large gravitational acceleration. In particular, the bounds on the anomalous perihelion of the Moon imposes stringent restrictions on the K-mouflage Lagrangian density, which can be met when the contributions of higher-order operators in the static regime are sufficiently small. The bound on the rate of change of the gravitational strength in the Solar System constrains the coupling strength β to be smaller than 0.1. These two bounds impose tighter constraints than the results from the Cassini satellite and big bang nucleosynthesis. Despite the Solar System restrictions, we show that it is possible to construct viable models with interesting cosmological predictions. In particular, relative to Λ CDM, such models predict percent-level deviations for the clustering of matter and the number density of dark matter haloes. This makes these models predictive and testable by forthcoming observational missions.

DOI: [10.1103/PhysRevD.91.123522](https://doi.org/10.1103/PhysRevD.91.123522)

PACS numbers: 98.80.-k, 04.50.Kd

I. INTRODUCTION

K-mouflage is one of the three types of screening mechanisms [1], together with *chameleon* and *Vainshtein*, for scalar modifications of gravity with a conformal coupling to matter [2]. Roughly speaking, these three mechanisms can be distinguished by what triggers their implementation: K-mouflage operates in regions where the gravitational acceleration is large enough; chameleons [3,4] are at play when the Newtonian potential is large; and Vainshtein [5] is active when the spatial curvature becomes significant. For the cases of K-mouflage and Vainshtein, Newtonian gravity can be preserved deep inside the so-called K-mouflage or Vainshtein radii [6,7], which are defined as the distances from the center of a spherical source within which the nonlinearities of the scalar field Lagrangian become significant and, therefore, the screening effects come into play. These two mechanisms share in common the fact that the screening efficiency (roughly determined by the size of these radii) depends solely on the properties of the gravitational source, as opposed

to chameleons, for which there is also a dependence on the density of the environment where the sources live.

The existence of screening mechanisms, however, gives only the models a chance to pass Solar System tests of gravity [8]. In other words, it is still necessary to investigate further the conditions that make the screening mechanisms efficient enough to cope with the current observational bounds. For instance, even well within the K-mouflage radius, the total force may still exhibit a non-Newtonian component (i.e. a radial dependence that differs from $1/r^2$), which albeit small, could still be large enough to induce detectable perturbations in the orbits of planets and moons. Currently, Lunar Laser Ranging experiments [9–12], constrain the anomalous perihelion of the Moon at the 10^{-11} level, which can then be used to constrain the K-mouflage Lagrangian density term, $K(\chi)$ [cf. Eq. (3)]. The function $K(\chi)$ is a nonlinear function (to ensure screening) of the kinetic energy term $\chi = -(\partial\varphi)^2/2\mathcal{M}^4$, where φ is the K-mouflage scalar field and \mathcal{M}^4 is the dark energy scale. In this paper, we shall use the anomalous perihelion of the Moon to determine the constraints on the shape of $K(\chi)$ for static configurations of φ . The static regime is that relevant for very small scales like the Solar System [13], which in our metric sign convention (see next section) implies $\chi < 0$. In this regime, we shall also make use of the bounds imposed by the Cassini satellite [14] on the magnitude of

*a.m.r.barreira@durham.ac.uk

†philippe.brax@cea.fr

‡sebastien.clesse@unamur.be

§baojiu.li@durham.ac.uk

||patrick.valageas@cea.fr

fifth forces in the Solar System and check that we satisfy the constraints provided by laboratory experiments.

On cosmological scales, the dynamics of φ become important, $\chi > 0$, which broadens the range of tests that can be used to constrain K-mouflage models. On the one hand, in the Jordan frame, where matter couples to gravity minimally, Newton's *constant* becomes locally time dependent due to the cosmological evolution of the scalar field [15]. We shall show that this can be used to place constraints on the coupling strength β [cf. Eq. (7)] by using the results from the same Lunar Laser Ranging experiment mentioned above, which currently constrains the rate of change of the gravitational strength at the 10^{-12} yr^{-1} level [16]. On the other hand, the formation of large-scale structure is also affected by the K-mouflage field [17–19]. Although the precision of cosmological data is not as good as that from local tests, one can still impose some constraints by requiring that the cosmological behavior should not differ too much from standard Λ CDM.

In this paper, we first identify the requirements on the static ($\chi < 0$) and dynamical ($\chi > 0$) branches for K-mouflage models to comply with the current data, and then we attempt to design $K(\chi)$ functions that interpolate between these two branches in observationally and theoretically viable manners. A main result of this paper is that, although the small-scale constraints do limit significantly the functional forms allowed for $K(\chi)$, it is nevertheless possible to construct functions that exhibit percent-level modifications on the growth of structure relative to Λ CDM. This is mainly because on larger scales the K-mouflage screening effect becomes less efficient, which can have an impact on the nonlinear matter power spectrum and halo mass functions, as we show using the results from semi-analytical models of structure formation. The size of the differences to Λ CDM are within the ballpark of future observational missions such as Euclid [20] or LSST [21], which makes these models predictive and therefore testable.

The paper is organized as follows. In Sec. II, we introduce K-mouflage models and we summarize their main properties. In Sec. III, we focus on the small-scale regime ($\chi < 0$), which applies to Solar System scales, and where we consider the constraints from the anomalous perihelion of the Moon and the result from Cassini. We briefly recall the main aspects of the cosmological evolution and growth of large-scale structure in K-mouflage models in Sec. IV. In Sec. V, we analyze the connection between the time dependence of the gravitational strength and the cosmological evolution of φ . In Sec. VI we summarize all the constraints and we build models that satisfy them. Section VII is devoted to the analysis of the cosmological dynamics of both the background and the matter density perturbations in the models constructed in Sec. VI. Finally, we conclude in Sec. VIII. We discuss superluminality and causality issues in the Appendix.

II. THE K-MOULFLAGE MODEL

Following previous works [13,17–19], we consider scalar field models where the action in the Einstein frame has the form

$$S = \int d^4x \sqrt{-g} \left[\frac{M_{\text{Pl}}^2}{2} R + \mathcal{L}_\varphi(\varphi) \right] + \int d^4x \sqrt{-\tilde{g}} \tilde{\mathcal{L}}_{\text{m}}(\tilde{\psi}_{\text{m}}^{(i)}, \tilde{g}_{\mu\nu}), \quad (1)$$

where g is the determinant of the Einstein-frame metric tensor $g_{\mu\nu}$, and $\tilde{\psi}_{\text{m}}^{(i)}$ are various matter fields defined in the Jordan frame. This also defines the Einstein-frame Newton's constant as $8\pi G = M_{\text{Pl}}^{-2}$. The K-mouflage scalar field φ is explicitly coupled to matter through the Jordan-frame metric $\tilde{g}_{\mu\nu}$, which is given by the conformal rescaling

$$\tilde{g}_{\mu\nu} = A^2(\varphi) g_{\mu\nu}, \quad (2)$$

and \tilde{g} is its determinant (here and throughout, quantities with a tilde are defined in the Jordan frame). In this paper, we consider models with a nonstandard kinetic term

$$\mathcal{L}_\varphi(\varphi) = \mathcal{M}^4 K\left(\frac{X}{\mathcal{M}^4}\right) \quad \text{with} \quad X = -\frac{1}{2} \partial^\mu \varphi \partial_\mu \varphi. \quad (3)$$

We use the signature $(-, +, +, +)$ for the metric. Here, \mathcal{M}^4 is an energy scale of the order of the current energy density of the Universe (i.e., set by the cosmological constant), to recover the late-time accelerated expansion of the Universe.

It is convenient to introduce the dimensionless kinetic energy χ by,

$$\chi = \frac{X}{\mathcal{M}^4} = -\frac{1}{2\mathcal{M}^4} \partial^\mu \varphi \partial_\mu \varphi. \quad (4)$$

Then, as described in Ref. [17], the canonical behavior [i.e., $K \sim \chi \propto -(\partial\varphi)^2/2$], with a cosmological constant $\rho_\Lambda = \mathcal{M}^4$, is recovered at late time in the weak- χ limit if we have

$$\chi \rightarrow 0: K(\chi) \simeq -1 + \chi + \dots, \quad (5)$$

where the dots stand for higher-order terms. We shall impose this limit on all the models that we analyze. The Klein-Gordon equation that governs the dynamics of the scalar field φ is obtained from the variation of the action (1) with respect to φ

$$\frac{1}{\sqrt{-g}} \partial_\mu [\sqrt{-g} \partial^\mu \varphi K'] - \frac{d \ln A}{d\varphi} \rho_E = 0, \quad (6)$$

which differs from the usual Klein-Gordon equation by having an extra term due to the coupling of the scalar field

to matter, and where $\rho_E = -g^{\mu\nu}T_{\mu\nu}$ is the Einstein-frame matter density. A prime denotes partial differentiation with respect to χ , e.g. $K' = dK/d\chi$. For simplicity, we assume that $\beta = M_{\text{Pl}} d \ln A / d\varphi$ is a constant, which implies

$$A(\varphi) = e^{\beta\varphi/M_{\text{Pl}}}. \quad (7)$$

The normalization of the first two terms in Eq. (5) only defines the normalization of the constant \mathcal{M}^4 and of the field φ (except for its sign), and therefore it does not imply any loss of generality. Similarly, the sign of β in Eq. (7) can be absorbed in the sign of φ , and therefore we can choose $\beta > 0$ without any loss of generality.

For observationally interesting cases, we have $|A - 1| \lesssim 0.1$ (see for instance Refs. [17–19] or the discussion in Sec. V). Therefore, higher-order terms in $\ln A(\varphi)$ would only make small quantitative changes with a negligible impact on our conclusions. Next, we shall first analyze the solutions to the Klein-Gordon equation for spherically symmetric static configurations. Then we investigate the solutions in a cosmological setting, where the dynamics of φ become important.

III. LOCAL DYNAMICS

In this section we study the model predictions for Solar System scales, where we work in the Einstein frame. We assume the fields are static, which is a valid approximation since we consider time scales that are much shorter than the cosmological ones. In this case, $\bar{A}(\bar{\varphi})$, associated with the slow running of the cosmological background, is approximately constant and the Einstein and Jordan frames are equivalent.¹ To simplify notations we drop the subscript “E” in this section and we denote c as the speed of light. One can split the scalar field as

$$\varphi_{\text{local}}(\mathbf{r}, t) = \bar{\varphi}(t) + \varphi(\mathbf{r}), \quad (8)$$

where $\bar{\varphi}$ is the uniform value associated with the cosmological background and $\varphi(\mathbf{r})$ is the perturbed component on which we focus in this section. The cosmological background plays no role in this section, apart from setting the value of the coupling factor $\beta \simeq d \ln \bar{A} / d\bar{\varphi}$.

A. Static case

For a source with density ρ , the static Klein-Gordon equation becomes (see Ref. [13] for details)

$$\nabla_{\mathbf{r}} \cdot (\nabla_{\mathbf{r}} \varphi K') = \frac{\beta \rho}{c^2 M_{\text{Pl}}}, \quad (9)$$

¹In Sec. V, we shall relax the static approximation when we study the slow time variation of Newton’s gravitational strength in the Jordan frame.

with $\chi = -c^2(\nabla_{\mathbf{r}} \varphi)^2 / (2\mathcal{M}^4)$, from which one can obtain a first-order algebraic equation for $\nabla_{\mathbf{r}} \varphi$

$$\nabla_{\mathbf{r}} \varphi K' = \frac{2\beta M_{\text{Pl}}}{c^2} (\nabla_{\mathbf{r}} \Psi_N + \nabla_{\mathbf{r}} \times \vec{\omega}), \quad (10)$$

where Ψ_N is the Newtonian potential, given by the usual Poisson equation

$$\nabla_{\mathbf{r}}^2 \Psi_N = 4\pi \mathcal{G} \rho, \quad (11)$$

and $\vec{\omega}$ is a divergence-free potential vector (which must be determined along with φ).

The right-hand side of the Poisson equation also involves the fluctuations of the scalar field energy density $\delta\rho_{\varphi}$, but as shown in Ref. [13], this would only introduce negligible effects compared to the fluctuations of the matter density.

The spatial fluctuations of the coupling function $A(\varphi)$ can also be neglected in most cases [see Refs. [13,18] and Eq. (54) below], except in the Euler equation or the geodesic equation (19) below, which involve the gradient of $A(\varphi)$ that gives rise to the fifth force associated with the scalar field gradient. In a similar fashion, we work in the weak gravitational field and nonrelativistic limit, so that the metric fluctuations Ψ_N only appear in the Euler equation or the geodesic equation (19) below through the gradient $\nabla_{\mathbf{r}} \Psi_N$. For the spherical configurations we consider here, $\vec{\omega} = 0$, which allows one to analyze the dynamics of the system and the scalar force due to φ in a more straightforward manner.

The fifth force generated by the K-mouflage field is given by [13]

$$\mathbf{F}_{\varphi} \equiv -\frac{\beta c^2}{M_{\text{Pl}}} \nabla_{\mathbf{r}} \varphi = -\frac{2\beta^2}{K'} \nabla_{\mathbf{r}} \Psi_N. \quad (12)$$

The K-mouflage screening mechanism relies on the fact that, in the nonlinear regime, i.e. deep inside the K-mouflage radius, the factor K' becomes large, which suppresses the fifth force relative to the Newtonian one, $\mathbf{F}_N = -\nabla_{\mathbf{r}} \Psi_N$ (note that $|\mathbf{F}_{\varphi}| \sim |\mathbf{F}_N / K'|$). The implementation of the screening can be illustrated in a few steps (see also Ref. [13]). For a spherical matter distribution $\rho(r)$ with mass profile

$$M(r) = \int_0^r dr' 4\pi r'^2 \rho(r'), \quad (13)$$

the Klein-Gordon equation (10) can be written as

$$\frac{d\varphi}{dr} K' = \frac{\beta M(r)}{c^2 M_{\text{Pl}} 4\pi r^2}, \quad \text{with} \quad \chi = -\frac{c^2}{2\mathcal{M}^4} \left(\frac{d\varphi}{dr} \right)^2. \quad (14)$$

We define the “K-mouflage screening radius” R_K by [13,18]

$$R_K = \left(\frac{\beta M}{4\pi c M_{\text{Pl}} \mathcal{M}^2} \right)^{1/2}, \quad (15)$$

where $M = M(R)$ is the total mass of the object of radius R . Then, by introducing the rescaled dimensionless variables $x = r/R_K$, $m(x) = M(r)/M$ and $\phi(x) = \varphi(r)/\varphi_K$, with

$$\varphi_K = \mathcal{M}^2 R_K / c, \quad (16)$$

the integrated Klein-Gordon equation (14) becomes

$$\frac{d\phi}{dx} K' = \frac{m(x)}{x^2}, \quad \text{with} \quad \chi = -\frac{1}{2} \left(\frac{d\phi}{dx} \right)^2, \quad (17)$$

which can also be written as

$$\sqrt{-2\chi} K'(\chi) = \frac{m(x)}{x^2}. \quad (18)$$

A unique solution of the Klein-Gordon equation is always guaranteed when $\sqrt{-2\chi} K'(\chi)$ is a monotonic decreasing function over $\chi < 0$, which grows up to $+\infty$ as $\chi \rightarrow -\infty$. This is assumed in the following² and it implies $K' + 2\chi K'' > 0$. A test particle outside the matter distribution evolves according to the nonrelativistic equation of motion

$$\frac{d^2 \mathbf{r}}{dt^2} = -\nabla_{\mathbf{r}} \Psi_N - \frac{\beta c^2}{M_{\text{Pl}}} \nabla_{\mathbf{r}} \varphi, \quad (19)$$

which becomes the same as in standard gravity, provided one interprets the equation with a total potential that is the sum of the fifth force one $\delta\Psi$

$$\delta\Psi = \frac{\beta c^2}{M_{\text{Pl}}} \varphi, \quad (20)$$

with the Newtonian potential Ψ_N . For a spherical body we can consider radial trajectories and the scalar field gradient is given by Eq. (17)

$$\frac{d\varphi}{dr} = \frac{\varphi_K}{R_K} \frac{m(x)}{x^2 K'}. \quad (21)$$

Outside the spherical body we have $m(x) = 1$ and we obtain the equation of motion

$$\frac{d^2 r}{dt^2} = -\frac{GM}{r^2} \left(1 + \frac{2\beta^2}{K'(\chi(r))} \right). \quad (22)$$

²See Ref. [13] for a more detailed study of this case, and the relaxation of the scalar field to its equilibrium state, as well as a discussion of badly behaved cases where there are no well-defined static profiles, i.e. when $\sqrt{-2\chi} K'(\chi)$ is not a monotonic function that decreases from $+\infty$ to zero, as χ varies from $-\infty$ to zero.

This equation shows that the standard gravitational law acquires extra terms proportional to β^2/K' . This can be captured by defining an effective gravitational strength

$$\mathcal{G}^{\text{eff}}(r) = \left(1 + \frac{2\beta^2}{K'(\chi(r))} \right) \mathcal{G} \quad (23)$$

which depends on the distance from the central object. As the test particle gets deeper inside the K-mouflage radius, then $m/x^2 \gg 1$ and $K'(\chi(r))$ becomes larger. If $K'(\chi(r))$ becomes large enough, then the correction term in Eq. (23) becomes negligible and Newton's law is retrieved. Next, we investigate the conditions for this correction to be small enough to evade the constraints on the anomalous perihelion of the Moon set by Lunar Laser Ranging experiments [22].

B. Perihelion constraints

1. Constraint on the kinetic function

The explicit dependence on r of the correction to Newton's law implies that orbits are perturbed and in particular that there is an anomalous perihelion for objects like the Moon orbiting around the Earth. The perihelion angular advance is given by

$$\delta\theta = \pi r \frac{d}{dr} \left[r^2 \frac{d}{dr} \left(\frac{\varepsilon}{r} \right) \right], \quad (24)$$

where ε is the ratio between the fifth-force and Newtonian potentials

$$\varepsilon = \frac{\delta\Psi}{\Psi_N} = \frac{\beta c^2 \varphi}{M_{\text{Pl}} \Psi_N} = -\frac{\beta c^2 r \varphi}{M_{\text{Pl}} GM}, \quad (25)$$

and where we have used $\Psi_N = -GM/r$. This gives explicitly

$$\frac{\varepsilon}{r} = -\frac{\beta c^2 \varphi}{M_{\text{Pl}} GM}, \quad (26)$$

and, using Eq. (14), one gets the variation

$$\frac{d}{dr} \left(\frac{\varepsilon}{r} \right) = -\frac{2\beta^2}{K' r^2}. \quad (27)$$

This implies that the anomalous perihelion is given by

$$\delta\theta = \pi r \frac{d}{dr} \left[\frac{-2\beta^2}{K'} \right] = 2\pi \frac{\beta^2}{K'^2} x K'' \frac{dx}{dx}, \quad (28)$$

where, we recall, $x = r/R_K$. Using the fact that, outside the spherical source the Klein-Gordon equation (18) yields

$$\sqrt{-2\chi}K'(\chi) = \frac{1}{x^2} = \left(\frac{R_K}{r}\right)^2, \quad (29)$$

then, its derivative with respect to χ gives the spatial variation of χ as

$$\frac{dx}{d\chi} = -\frac{x}{4\chi} \frac{c_s^2}{c^2}, \quad (30)$$

where we have defined the speed of scalar spherical waves around the massive object [13]

$$c_s^2 = \frac{K' + 2\chi K''}{K'} c^2 > c^2. \quad (31)$$

This yields our final result for the anomalous perihelion advance

$$\delta\theta = -8\pi \frac{\beta^2}{K'} \frac{\chi K''}{K'} \frac{c^2}{c_s^2}, \quad (32)$$

as expressed solely in terms of χ and of the Lagrangian function K and its derivatives. This expression contains the factor β^2/K' , which, as we have seen in Eq. (23) controls the amplitude of the fifth force. The Cassini satellite results constrain this amplitude in the Solar System in such a way that $\frac{\beta^2}{K'} < 10^{-5}$ [14]. On the other hand, the Lunar Ranging experiment implies for the Earth-Moon system that $|\delta\theta| \leq 2 \times 10^{-11}$. Thus, the Lunar Ranging constraint is much stronger than the Cassini bound and will prove to be the main source of constraints on the form of $K(\chi)$ on the static branch $\chi < 0$ (cf. Sec. VI below). The only sensible way of complying with this bound is to reduce $\chi K''/K'$ in the static case, which also gives $c_s \simeq c$. This can be achieved by suppressing the contribution of the nonlinear terms in $K(\chi)$ when $\chi < 0$.

2. Constraint on the running of the coupling β

Throughout this paper, we focus on the case of a constant coupling strength β , which corresponds to the exponential coupling function (7). However, we may also consider more general coupling functions where β would now depend on time and space through the variations of the scalar field φ . This would not change our results for the kinetic function $K(\chi)$ and the typical amplitude of the coupling β , because $|\varphi/M_{\text{Pl}}|$ (which goes to zero at high redshift) does not grow beyond 0.5 for observationally interesting models, as seen in Eqs. (48) and (54) below. Hence the variations of β are small in realistic models.

On the other hand, we can investigate whether the very small bound on the anomalous perihelion, $|\delta\theta| \leq 2 \times 10^{-11}$, provides interesting constraints on the possible amount of running of β . For a general coupling

function $A(\varphi)$ the fifth-force potential reads as $\delta\Psi = c^2 \ln(A/\bar{A})$ and the perihelion advance (24) gives

$$\delta\theta = \pi r \frac{d}{dr} \left[-\frac{r^2 c^2}{\mathcal{G}M} \frac{\beta}{M_{\text{Pl}}} \frac{d\varphi}{dr} \right], \quad (33)$$

where we used again $\Psi_N = -\mathcal{G}M/r$. If β depends on space, the Klein-Gordon equation (9) cannot be exactly integrated as in Eq. (14). However, the fluctuations of β can be neglected at first order, and hence we can still approximate $d\varphi/dr$ by Eq. (14). This yields

$$\delta\theta = \pi r \frac{d}{dr} \left[-\frac{2\beta^2}{K'} \right] = -4\pi \frac{\beta}{K'} r \frac{d\beta}{dr} + 2\pi \frac{\beta^2}{K'^2} r \frac{dK'}{dr}. \quad (34)$$

The second term is the one that was already obtained in Eq. (28) for constant β . Focusing on the first term and using again Eq. (14), we obtain the contribution to the anomalous perihelion due to the spatial variation of β as

$$\delta\theta = 8\pi \frac{\Psi_N}{c^2} \frac{\beta^2 \beta'}{K'^2}. \quad (35)$$

Here we defined

$$\beta = M_{\text{Pl}} \frac{d \ln A}{d\varphi}, \quad \beta' = M_{\text{Pl}} \frac{d\beta}{d\varphi} = M_{\text{Pl}}^2 \frac{d^2 \ln A}{d\varphi^2}, \quad (36)$$

the dimensionless derivative of the coupling with respect to φ/M_{Pl} . We shall see in Sec. VI C that, because of the small prefactor Ψ_N/c^2 , the bound on the perihelion advance only gives a very loose bound on the derivative β' , which does not provide useful information on the coupling function $A(\varphi)$. This is consistent with the fact that fluctuations of the scalar field φ and of A can be neglected in most places, except as the source of the fifth force that explicitly involves the gradient of A .

C. Laboratory tests

Measurements of the orbits of planets in the Solar System constrain the deviations from general relativity, through Eq. (23) or Eq. (32). In addition, laboratory experiments, such as the ones using atom interferometry and measuring the acceleration induced by a test mass of a few grams over distances of a few centimeters, also constrain the amplitude of the fifth force in Eq. (23) to a 10^{-4} accuracy [23,24]. Thus laboratory experiments place constraints on $2\beta^2/K'$ in the static case, but in an even more nonlinear regime than the Cassini spacecraft or the Lunar Ranging experiment. Indeed, laboratories on the surface of the Earth are further inside the K-mouflage radius of the Earth than the Moon.

IV. COSMOLOGY

Before analyzing the constraints on K-mouflage models obtained from regimes where the dynamics of φ are important ($\chi > 0$), we first briefly recap the equations relevant for the cosmological evolution of the background and of linear perturbations. For further details, we refer the reader to Ref. [17] for a study of the background expansion history, to Ref. [18] for a study of large-scale structure formation and to Ref. [19] for a study of the model predictions for the cosmic microwave background (CMB) temperature and lensing potential power spectra.

A. Background

Considering only spatially flat universes, the Einstein equations lead to the usual Friedmann equations [17],

$$3M_{\text{Pl}}^2 H^2 = \bar{\rho}_E + \bar{\rho}_\varphi, \quad (37)$$

$$-2M_{\text{Pl}}^2 \dot{H} = \bar{\rho}_E + \bar{\rho}_\varphi + \bar{p}_\varphi \quad (38)$$

where ρ_E , ρ_φ and p_φ are, respectively, the matter and scalar field energy densities and pressure in the Einstein frame:

$$\bar{\rho}_\varphi = -\mathcal{M}^4 \bar{K} + \frac{\dot{\bar{\varphi}}^2}{2\bar{K}'}, \quad \bar{p}_\varphi = \mathcal{M}^4 \bar{K}. \quad (39)$$

The overbar denotes uniform background quantities, and the dimensionless field χ [Eq. (4)] simplifies as

$$\bar{\chi} = \frac{\dot{\bar{\varphi}}^2}{2\mathcal{M}^4}. \quad (40)$$

It is convenient to introduce the rescaled matter density ρ ,

$$\rho = A^{-1} \rho_E, \quad (41)$$

which satisfies the standard conservation equation. The Klein-Gordon equation (6) is now given by

$$\frac{d}{dt}(a^3 \dot{\bar{\varphi}} \bar{K}') = -\frac{d\bar{A}}{d\bar{\varphi}} \bar{\rho} a^3. \quad (42)$$

We can also define an effective scalar field energy density

$$\rho_\varphi^{\text{eff}} = \rho_\varphi + [A(\varphi) - 1]\rho, \quad (43)$$

which satisfies the standard conservation equation (the pressure p_φ is not modified [17])

$$\dot{\rho}_\varphi^{\text{eff}} = -3H(\bar{\rho}_\varphi^{\text{eff}} + \bar{p}_\varphi). \quad (44)$$

Under these definitions, the Friedmann equations (37)–(38) become

$$3M_{\text{Pl}}^2 H^2 = \bar{\rho} + \bar{\rho}_\varphi^{\text{eff}}, \quad (45)$$

$$-2M_{\text{Pl}}^2 \dot{H} = \bar{\rho} + \bar{\rho}_\varphi^{\text{eff}} + \bar{p}_\varphi. \quad (46)$$

We define also the time-dependent cosmological parameters

$$\Omega_m = \frac{\bar{\rho}}{\bar{\rho} + \bar{\rho}_\varphi^{\text{eff}}}, \quad \Omega_\varphi^{\text{eff}} = \frac{\bar{\rho}_\varphi^{\text{eff}}}{\bar{\rho} + \bar{\rho}_\varphi^{\text{eff}}}, \quad w_\varphi^{\text{eff}} = \frac{\bar{p}_\varphi}{\bar{\rho}_\varphi^{\text{eff}}}. \quad (47)$$

At early times, we have $\bar{\varphi} \rightarrow 0$ and $A(\varphi)$ is normalized by $A(0) = 1$ [17]. For observationally interesting models, we have $A \sim 1$ ($|A - 1| \lesssim 0.1$) until today [17, 19] [see also the discussion on the constraints from big bang nucleosynthesis (BBN) below]. From Eq. (42), one can then write

$$\dot{\bar{\varphi}} \sim -\frac{\beta \bar{\rho} t}{M_{\text{Pl}} \bar{K}'}, \quad \frac{\beta \bar{\varphi}}{M_{\text{Pl}}} \sim -\frac{\beta^2}{\bar{K}'}. \quad (48)$$

B. Linear perturbations

On large scales, the evolution modes, $D_\pm(\eta)$, of small linear density fluctuations satisfy the equation [18]

$$\frac{d^2 D}{d\eta^2} + \left(\frac{1 - 3w_\varphi^{\text{eff}} \Omega_\varphi^{\text{eff}}}{2} + \epsilon_2 \right) \frac{dD}{d\eta} - \frac{3}{2} \Omega_m (1 + \epsilon_1) D = 0, \quad (49)$$

where $\eta = \ln a$ is the number of e -foldings. The functions ϵ_1 and ϵ_2 are time dependent only and they are given by

$$|\epsilon_1| = \left| \bar{A} - 1 + \frac{2\bar{A}\beta^2}{\bar{K}'} \right| \sim \left| \frac{\beta^2}{\bar{K}'} \right|, \quad (50)$$

and

$$\epsilon_2 = \frac{d \ln \bar{A}}{d\eta} = \frac{\beta}{M_{\text{Pl}}} \frac{d\bar{\varphi}}{d\eta} \sim -\frac{\beta^2}{\bar{K}'}. \quad (51)$$

In Eq. (50) the sign of ϵ_1 cannot be determined *a priori* because the terms $(\bar{A} - 1) \approx \beta \bar{\varphi}/M_{\text{Pl}}$ and $2\bar{A}\beta^2/\bar{K}'$ are typically of opposite signs and of the same order. In Eq. (49), ϵ_1 mimics the effects of a modified Newton's gravitational strength on the linear growth of structure, while ϵ_2 appears as a friction term. Both these terms are of order β^2/\bar{K}' , just like the case of $\bar{\varphi}$ in Eq. (48).

The reader might note that whereas in the cosmological linear equation (49) Newton's gravitational strength appears to be amplified by a factor $(1 + \epsilon_1)$, in the static case (23) we found a factor $(1 + 2\beta^2/K')$ and in Eq. (52) below we have a slow drift given by A^2 . These differences come from the fact that they apply to different regimes, which also involve different sets of approximations. This explicitly shows that modifications of gravity, as defined from the Lagrangian of the theory, can have subtle effects

that are not captured by a unique rescaling of Newton's gravitational strength.

More precisely, the linear evolution equation (49) applies to the cosmological density field in the Einstein frame, where the energy-momentum tensor is not conserved because of the time-dependent conformal mapping (2) to the Jordan frame that defines the matter Lagrangian. This slow drift between the Einstein and Jordan frames gives rise to the factors \bar{A} in Eqs. (50) and (51). In contrast, the static equation (23) applies to small-scale systems over time scales that are short as compared with the Hubble time, so that the cosmological variation of \bar{A} and the expansion of the Universe can be neglected. Then, nonconservation terms of the form $\rho d \ln \bar{A} / dt$ can be neglected and there is no difference between the Einstein- and Jordan-frame density fields [thus, with $\bar{A} \equiv 1$ Eq. (51) gives $\epsilon_2 = 0$ and Eq. (50) gives back $\epsilon_1 = 1 + 2\beta^2/\bar{K}'$, as in Eq. (23), except that \bar{K}' is the cosmological background value of the kinetic function whereas in Eq. (23) it is the local perturbed value associated with the compact object]. Finally, Eq. (52) gives the cosmological drift of Newton's coupling in the Jordan frame, as opposed to the Einstein-frame evolution equation (49) (where by definition Newton's coupling is indeed constant) and to the static equation (23) (where cosmological drifts are neglected as compared with the system time scale, such as the orbital period of the planet). Thus, these differences come from the fact that we consider different time and length scales, and different frames.

V. TIME VARIATION OF \mathcal{G}

In Sec. III, we have neglected the effects of the cosmological evolution on the predictions for the Solar System, since we considered time scales that are much shorter than the Hubble scale. However, in K-mouflage models, the conformal mapping of Eq. (2) implies that in the Jordan frame, where matter couples minimally, Newton's gravitational strength, $\tilde{\mathcal{G}}$, should be time varying. This can be understood as follows. Let us consider the conformal transformation from the Einstein to the Jordan frame. Since, the Ricci scalar and $\sqrt{-g}$ transform, respectively, as $R = A^2 \tilde{R} + \dots$, (where the dots stand for additional terms associated with derivatives of A), and $\sqrt{-g} = A^{-4} \sqrt{-\tilde{g}}$, then one has $\tilde{\mathcal{G}} = A^2 \mathcal{G} = A^2 / 8\pi M_{\text{Pl}}^2$. That is, $\tilde{\mathcal{G}}$ becomes time varying due to the background evolution of $\bar{A}(\bar{\varphi})$. This time variation of Newton's gravitational strength in the Jordan frame can be constrained in two ways: (a) through the comparison between the local value of $\tilde{\mathcal{G}}$ and that at the time of BBN, and (b) through the impact on the trajectories of planets and moons in the Solar System.

Starting with the BBN case, a value of Newton's constant which would be different during BBN compared to the one inferred from local measurements would be tantamount to a

change in the Hubble rate and therefore would lead to a discrepancy in the formation of the elements. Such a change cannot exceed about ten percent [25,26]. In the Jordan frame we have

$$\tilde{\mathcal{G}} = A^2(\varphi) \mathcal{G} \approx \left(1 + \frac{2\beta\varphi}{M_{\text{Pl}}}\right) \mathcal{G}, \quad (52)$$

which implies the bound

$$\frac{\beta}{M_{\text{Pl}}} |\bar{\varphi}_{\text{BBN}} - \varphi_{\text{local}}| \lesssim 0.05. \quad (53)$$

At the time of BBN, we have $\bar{\varphi}_{\text{BBN}} = \bar{\varphi}(z \sim 10^{10}) \simeq 0$. The local value of the scalar field is given by Eq. (8). In Sec. III, we neglected the contribution from the background part, $\bar{\varphi}$, since we were interested only in the additional r dependence in the force law. Here, however, we should take it into account, and from Eq. (48) we have $\beta\bar{\varphi}/M_{\text{Pl}} \sim \beta^2/\bar{K}' \sim \beta^2$ (because $\bar{K}' \simeq 1$ at low redshifts). From Eq. (12), we have that the perturbed part of the scalar field, $\varphi(r)$, is of order $\beta\varphi(r)/M_{\text{Pl}} \sim \beta^2 \Psi_{\text{N}}/K'c^2 \ll \beta^2$, because $K' \gg 1$ in the Solar System (see Sec. VIA below) and $\Psi_{\text{N}}/c^2 \ll 1$ (in the Solar System we have $\Psi_{\text{N}}/c^2 \sim 10^{-6}$). Altogether we have

$$|\varphi(r)| \ll |\bar{\varphi}(t)| \quad \text{and} \quad A(\varphi_{\text{local}}) \simeq \bar{A}, \quad (54)$$

and Eq. (53) implies

$$\beta^2 \lesssim 0.05. \quad (55)$$

A second type of constraint on the rate of change of the gravitational strength comes from the change with time of the trajectories of planets and moons. This has been monitored by the Lunar Laser Ranging experiments for the Earth-Moon system [16]. Recalling that $\tilde{\mathcal{G}} \simeq \bar{A}^2 \mathcal{G}$, then its rate of change is given by

$$\frac{d \ln \tilde{\mathcal{G}}}{d\tilde{t}} = \frac{2\epsilon_2}{1 + \epsilon_2} \tilde{H} \approx 2\epsilon_2 \tilde{H}, \quad (56)$$

where \tilde{H} and \tilde{t} are the Hubble rate and the time in the Jordan frame [which are related to the Einstein-frame ones by $\tilde{H} = H(1 + \epsilon_2)/\bar{A}$ and $d\tilde{t} = \bar{A} dt$], and we have used Eq. (51). Hence we find a direct link between the behavior of cosmological density perturbations and the Lunar Ranging constraint. The current bound gives that $|d \ln \tilde{\mathcal{G}}/d\tilde{t}|_{\text{now}} \lesssim 10^{-12} \text{ yr}^{-1}$ [16]. In particular, taking as a reference value $h = 0.67$ (although this value is not critical for the conclusions) we find that the constraint on ϵ_2 reads

$$|\epsilon_2|_{\text{now}} \lesssim 7.3 \times 10^{-3}. \quad (57)$$

From Eq. (51) we can see that this gives a constraint on the ratio β^2/\bar{K}' today. In fact, this is a strong constraint on the

coupling β of the K-mouflage field to matter, which is independent of the details of the kinetic function $K(\chi)$. At late times, $\bar{\chi}$ goes to zero, and we typically have $\bar{\chi} \ll 1$ today, as well as, $K' \simeq 1$, from Eq. (5). Therefore, we find

$$\beta \lesssim 10^{-1}, \quad (58)$$

which is a tighter bound than the BBN constraint of Eq. (55).

In the Einstein frame, the variation of \mathcal{G} with time is replaced by a variation of the masses of fundamental particles as $m_\psi = \bar{A}m_\psi^0$ where m_ψ^0 is the mass in the Jordan frame. In particular, we can see that the ratio m_ψ/M_{Pl} of fundamental particle masses over the Planck scale is frame invariant. For bound states such as the protons, and as long as the QCD phase transition can be modeled in the Jordan frame where no coupling of gluons to the scalar field is present, the masses in the Einstein frame are still proportional to \bar{A} . This guarantees that the proton-to-electron mass ratio m_p/m_e is independent of time and no constraint on K-mouflage can be drawn from the bounds on the variations of m_p/m_e from quasar absorption lines.

From Eqs. (50) and (51), one notes that ϵ_1 and ϵ_2 are of the same order. Consequently, the bound that Lunar Ranging tests place on ϵ_2 , translates also into similar bounds to ϵ_1 , which highlights an interesting connection between Solar System constraints and the growth of structure on cosmological scales. In particular, from the above bounds one expects deviations from standard Λ CDM to be of the order of a few percent [18,19]. On the other hand, the Lunar Ranging test does not constrain the past behavior of the model, when $\bar{\chi}$ deviates from zero. Therefore one must still investigate the cosmological impact of the functional form of $K(\chi)$ when $\chi \gtrsim 1$. This shall be done in part of the discussion of the next section.

VI. CONSTRAINING THE MODELS

In this section, we summarize the constraints on K-mouflage models discussed above and also other stability conditions presented previously in the literature [13,17,18]. We also build models that satisfy them.

A. Combined constraints

The cosmological regime corresponds to $\chi > 0$, with $\chi \rightarrow +\infty$ at early times and $\chi \rightarrow 0$ at late times. To avoid ghosts we must have $K' > 0$ and $K' + 2\chi K'' > 0$ [17], as fluctuations $\delta\varphi$ around the cosmological background $\bar{\varphi}$ propagate with a speed \bar{c}_s given by

$$\bar{c}_s^2 = \frac{\bar{K}'}{\bar{K}' + 2\bar{\chi}\bar{K}''} c^2 < c^2. \quad (59)$$

This is formally the inverse of Eq. (31), but in Eq. (59) $\chi = \bar{\chi} > 0$ is the homogeneous time-dependent

cosmological background, whereas in Eq. (59) $\chi < 0$ is the small-scale static solution. The function $\sqrt{\chi}K'(\chi)$ must also increase monotonically up to $+\infty$, so that we have a well-defined cosmological behavior up to high redshifts [13,17], which again implies $K' + 2\chi K'' > 0$. Requiring that the dark energy component becomes negligible with respect to the matter density at early times implies that $K(\chi)$ grows faster than χ (e.g., as a power law χ^m with $m > 1$; see Ref. [17]). The marginal case, where $\bar{\rho}_\varphi$ grows as $1/t^2$ in the early matter era (like the matter density) but is a small fraction of the matter density, corresponds to a constant \bar{K}' with $\bar{K}' \gg 1$. Moreover, one can also impose that the growth of large-scale structures should not differ too much from Λ CDM. A reasonable maximum deviation can be placed at the few-percent level today, which leads to the bound $\beta^2/\bar{K}' \lesssim 10^{-2}$, from Eqs. (50)–(51). This requires $\beta^2 \lesssim 10^{-2}$ because $\bar{K}' \simeq 1$ today. This bound also ensures that the BBN constraint, Eq. (55), is satisfied. Therefore, the cosmological constraints are

cosmological constraints: semiaxis $\chi > 0$,

$$K' > 0, \quad K' + 2\chi K'' > 0, \quad (60)$$

$$\sqrt{\chi}K'(\chi) \rightarrow +\infty \quad \text{for } \chi \rightarrow +\infty, \quad (61)$$

$$K' \gg 1 \quad \text{for } \chi \gg 1, \quad \beta \lesssim 0.1. \quad (62)$$

The small-scale static regime corresponds to $\chi < 0$. To avoid singular behaviors and to ensure well-defined solutions for any matter density profiles, we must have $K' > 0$ and $\sqrt{-\chi}K'(\chi)$ monotonic and unbounded over $\chi < 0$ [13] [recall also the discussion about Eq. (18)]. This latter condition also implies $K' + 2\chi K'' > 0$ and ensures that the $c_s^2 > 0$, where c_s given in Eq. (31) is the propagation speed around a static background. Thus, we have the very general small-scale conditions:

small-scale constraints: semiaxis $\chi < 0$,

$$K' > 0, \quad K' + 2\chi K'' > 0, \quad (63)$$

$$\sqrt{-\chi}K'(\chi) \rightarrow +\infty \quad \text{for } \chi \rightarrow -\infty. \quad (64)$$

Note that instead of $\sqrt{-\chi}K'(\chi) \rightarrow +\infty$ at infinity it may be sufficient to go to infinity at a finite negative value of χ . In addition, the Solar System dynamics corresponds to $\chi < -\chi_*$, as we are far in the nonlinear regime, where we denote by $(-\chi_*)$ the transition between the linear regime, where $K' \simeq 1$ and the kinetic function is governed by the first two terms of the expansion (5), and the nonlinear regime where $K' \gg 1$:

small-scale highly nonlinear regime: $\chi < -\chi_*$,

$$\text{with } -\chi_* < 0 \text{ and } K'(-\chi_*) \gg 1. \quad (65)$$

The Cassini bound on the amplitude of fifth forces in the Solar System implies that the scalar field should be sufficiently screened locally. From Eq. (23) this requires that

$$\text{Solar System screening: } \frac{\beta^2}{K'} \leq 10^{-5} \text{ for } \chi \sim \chi_{\text{s.s.}} \quad (66)$$

where K' must be evaluated at values $\chi_{\text{s.s.}}$ that correspond to the Solar System regime, that is, at distances of order one AU from the Sun. This is well within the K-mouflage radius of the Sun itself, which means that $\chi_{\text{s.s.}} < -\chi_*$ and large values of K' in this regime are consistent with the requirement $K'(0) = 1$. More precisely, using that $\mathcal{M}^4 \sim \bar{\rho}_{\text{de}0}$ is roughly the mean dark energy density today, then we obtain from Eq. (15) that the K-mouflage radius of an object of mass M is given by

$$R_K(M) \simeq \sqrt{\frac{\beta M}{M_\odot}} 3470 \text{ AU}. \quad (67)$$

Thus, for $\beta \sim 0.1$, the K-mouflage radius of the Sun is $R_K(M_\odot) \sim 1097 \text{ AU}$, which is much larger than the size of the orbits of all Solar System major bodies (Neptune and Pluto being at about 30 and 40 AU). Moreover, the integrated Klein-Gordon equation (29) gives for the Solar System regime

$$\sqrt{-\chi_{\text{s.s.}}} K'_{\text{s.s.}} \sim 10^6. \quad (68)$$

In practice, the constraint (66) means that we require

$$K' \gg 1 \text{ for } \chi \ll -\chi_*, \quad (69)$$

which automatically ensures that the general conditions (64) are satisfied. Alternatively, one could also have very small values of the coupling parameter β , but this would yield a cosmology virtually indistinguishable from ΛCDM , rendering the K-mouflage scenario less interesting. In particular, if we assume $\beta \sim 0.1$, so that deviations from the ΛCDM cosmology are not completely negligible, we require $K' > 10^3$ for $\chi \ll -\chi_*$.

From the constraints on the anomalous perihelion of the Moon, Eq. (32), we have

$$\begin{aligned} \text{Moon perihelion: } \frac{\beta^2}{K'} \frac{|\chi K''|}{K' + 2\chi K''} &\leq 8 \times 10^{-13} \\ \text{for } \chi \sim \chi_{\text{m.e.}}, \end{aligned} \quad (70)$$

where $\chi_{\text{m.e.}}$ corresponds to the Earth-Moon system. The K-mouflage radius of the Earth is about 2 AU, and the

distance between the Earth and the Moon is $d \simeq 2.6 \times 10^{-3} \text{ AU}$, which gives $[R_K(M_\oplus)/d]^2 \sim 0.6 \times 10^6$. Therefore, the Sun and the Earth have about the same impact on the scalar field configuration at the location of the Moon. In practice, this means that the value of χ associated with the perihelion constraint is roughly the same as that associated with the Cassini bound (66):

$$\chi_{\text{m.e.}} \sim \chi_{\text{s.s.}}. \quad (71)$$

In other words, the constraints of Eqs. (66) and (70) both apply to the regime set by Eq. (68).

Laboratory experiments give a constraint on the Newtonian force of order 10^{-4} , which means from Eq. (23) that we have

$$\text{laboratory: } \frac{\beta^2}{K'} \leq 10^{-4} \text{ for } \chi \sim \chi_{\text{lab}}. \quad (72)$$

In this case, the screening is induced by the gravitational field of the Earth. Since $R_K(M_\oplus) \simeq 2 \text{ AU}$, we have at the surface of the Earth $[R_K(M_\oplus)/R_\oplus]^2 \sim 2 \times 10^9$, and Eq. (29) gives

$$\sqrt{-\chi_{\text{lab}}} K'_{\text{lab}} \sim 10^9. \quad (73)$$

This means that laboratory experiments constrain the K-mouflage model much further into the nonlinear regime than the Cassini or Lunar Ranging probes, with typically $|\chi_{\text{lab}}| \gg |\chi_{\text{s.s.}}|$. As described in Sec. VII A below, as explicit models that pass all constraints we shall consider simple models where K' converges to a large constant value K_* in the nonlinear regime $|\chi| \gg \chi_*$. Then, the constraint (72) on K' is less stringent but close to the Solar System one (66).

Finally, the Lunar Laser Ranging constraint on the local rate of change of Newton's gravitational strength, Eq. (58), implies

$$\text{bound on the time dependence of } \tilde{G}: \beta \leq 0.1. \quad (74)$$

B. Possible kinetic functions

From Eqs. (62) and (74), we note that the cosmological and local (Earth-Moon system) constraints on the coupling parameter happen to be of the same order, $\beta \lesssim 0.1$. In terms of the kinetic function $K(\chi)$, the cosmological and small-scale constraints apply to different branches, $\chi > 0$ and $\chi < 0$, respectively. Therefore, there seems to remain some freedom in the choice of the function K . The main requirements are that K' should be large in both limits $\chi \rightarrow \pm\infty$, which ensures screening in both the early-time cosmology and the small-scale dynamics. However, in addition to this, we also have that in the small-scale regime, around $\chi_{\text{s.s.}} < 0$, the kinetic function is very strongly constrained by the perihelion bound, Eq. (70).

In order for the function $K(\chi)$ to satisfy the above requirements, one cannot avoid some degree of fine-tuning. A simple way to see this is to note that power-law behaviors cannot easily match the constraints. For instance, the Solar System regime, Eq. (68), requires a large degree of non-linearity for $K(\chi)$, far away from the low-order expansion of Eq. (5) which would give $K' \sim 1$ and $(-\chi_{\text{s.s.}}) \sim 10^{12}$ from Eq. (68), and would fail to satisfy the screening criterion, Eq. (66). This suggests that $(-\chi_{\text{s.s.}}) \gg 1$ is far in the nonlinear regime of the function $K(\chi)$, where K' is also much greater than unity. However, this is not sufficient to satisfy the perihelion constraint, Eq. (70). Thus, considering a power-law behavior $K'(\chi) \sim (-\chi)^m$, with $m > 0$, we have $|\chi K''| \sim K'$. The perihelion constraint, Eq. (70), is much stronger than the Cassini constraint, Eq. (66), and we obtain for $\beta \sim 0.1$ the lower bound $K' > 10^{10}$. Then, Eq. (68) would actually imply $(-\chi_{\text{s.s.}}) < 10^{-8}$. Therefore, such a power-law regime would need to occur very close to the origin, with K' going from 1 to 10^{10} as χ goes from 0 to -10^{-8} , that is, $\chi_* < 10^{-8}$. This would be an extremely finely tuned kinetic function $K(\chi)$.

To achieve this quick growth of $K'(\chi)$, we may consider functions that diverge at a finite negative value $-\chi_* < 0$, such as $K'(\chi) \sim (\chi + \chi_*)^{-m}$ with $m > 0$. Then, saturating the upper bound of Eq. (70) with the condition of Eq. (68) gives $(\chi + \chi_*) \sim 10^{-10}$ (for $m = 1$) and $\chi_* \sim 10^{-8}$. Therefore, including singular kinetic functions does not remove the need for extreme fine-tuning and again requires a very quick departure from the low- χ expansion (5).

The way out is to suppress the second derivative K'' , that is, to look for kinetic functions such that

$$\chi \ll -\chi_*: |\chi K''| \ll K'. \quad (75)$$

This means that $\ln(K')$ must grow much more slowly than $\ln(-\chi)$ for $\chi \rightarrow -\infty$. Typically, this corresponds to models where K' converges to a constant (although a logarithmic growth could also be possible),

$$\chi \rightarrow -\infty: K' \rightarrow K_* \gg 1, \quad (76)$$

with the relation (68) giving $K_* \sim 10^6 / \sqrt{-\chi_{\text{s.s.}}}$. Then, the Cassini bound, Eq. (66), implies for $\beta \sim 0.1$

$$\text{if } \beta \sim 0.1: K_* > 10^3 \quad \text{and} \quad \chi_* < 10^6, \quad (77)$$

which also ensures that the laboratory constraint (72) is satisfied. On the other hand, if we require $(-\chi_{\text{s.s.}}) \gtrsim 1$, so that the transition from $K'(0) = 1$ to K_* does not take place in a very small interval, to avoid extreme fine-tuning, we have the upper bound

$$\text{if } \chi_* \gtrsim 1: K_* < 10^6. \quad (78)$$

Thus, we obtain a finite range for the possible values of K_* . In particular, it happens that too large values of K' are ruled out if we wish to avoid too much fine-tuning. Moreover, Eq. (70) yields

$$\frac{|\chi_{\text{s.s.}} K''_{\text{s.s.}}|}{K'_{\text{s.s.}}} \lesssim 10^{-10} K'_{\text{s.s.}} < 10^{-4}, \quad (79)$$

which means that we must have converged to the asymptotic value of K' at the 10^{-4} level at least.

Admittedly, there still remains some tuning, as we require that $K'(\chi)$ goes from unity at $\chi = 0$ to an asymptotic value between 10^3 and 10^6 at large negative χ . This transition, however, does not need to be very sharp, as it can take place over an interval that can be as large as $\chi_* \sim 10^6$. Nevertheless, it still requires introducing a parameter $K_* \gtrsim 10^3$ for the asymptotic constant slope of the kinetic function. We note also that this cannot be obtained using a logarithmic growth of K' , which, although consistent with Eq. (75), as $\ln(\chi_*) < \ln(10^6)$, it is not sufficient to generate factors of order 10^3 .

C. Running of the coupling β

The Newtonian potential of the Sun at the orbit of the Earth is $\Psi_N/c^2 \simeq -10^{-8}$ (the potential of the Earth at the orbit of the Moon gives the smaller value -10^{-11}). Then, Eq. (35) gives the constraint

$$\frac{\beta^2}{K'^2} |\beta'| \leq 8 \times 10^{-5}. \quad (80)$$

For $\beta = 0.1$ and $K_* = 10^3$ this yields

$$|\beta'| < 8000. \quad (81)$$

Therefore, in contrast with the kinetic function $K(\chi)$, the bound on the perihelion advance does not provide useful constraints on the shape of the coupling function $A(\varphi)$ [generic functions of the form $A(\beta\varphi/M_{\text{Pl}})$ would have $\beta' \sim \beta^2 \sim 10^{-2}$]. This is due to the small prefactor Ψ_N/c^2 that appears in Eq. (35).

VII. EXPLICIT MODELS THAT PASS ALL CONSTRAINTS

A. Constructing models

A family of models which satisfy the properties obtained in Sec. VI B is given by

$$K' = 1 + K_* \frac{\chi^n}{\chi_*^n + \chi^n}, \quad n \text{ even integer}, \quad (82)$$

which is well defined over the full real axis (hence the choice of even integers for the exponent n) and goes to K_* at large $|\chi|$, with the constraints

$$\beta = 0.1, \quad K_* \geq 10^3, \quad \chi_* < \frac{10^{12}}{K_*}. \quad (83)$$

This ensures that the Cassini bound (66) is satisfied with $|\chi_{\text{s.s.}}| > \chi_*$ from Eq. (68), as well as the laboratory constraint (72). Then, the perihelion constraint (70) yields

$$\chi_* < \left(\frac{K_*}{n} 10^{-10} \right)^{1/n} \frac{10^{12}}{K_*^2}. \quad (84)$$

As seen in Eq. (78), we should have $K_* < 10^6$ if we wish to avoid tuning χ_* to values that are smaller than unity. This agrees with Eq. (84), which in such cases is more stringent than the last equation in Eq. (83). In particular, this gives

$$n = 2: \chi_* < \frac{10^7}{K_*^{3/2}}, \quad n \rightarrow \infty: \chi_* < \frac{10^{12}}{K_*^2}. \quad (85)$$

In the remainder of this section we focus on the simplest model with $n = 2$, which corresponds to

$$K(\chi) = -1 + \chi + K_* [\chi - \chi_* \arctan(\chi/\chi_*)], \quad (86)$$

with the low- χ expansion

$$\chi \rightarrow 0: K(\chi) = -1 + \chi + \frac{K_* \chi^3}{3 \chi_*^2} - \frac{K_* \chi^5}{5 \chi_*^4} + \dots \quad (87)$$

We consider the following three models:

$$(I): K_* = 10^3, \quad \chi_* = 1, \quad (88)$$

$$(II): K_* = 10^4, \quad \chi_* = 1, \quad (89)$$

$$(III): K_* = 10^3, \quad \chi_* = 10^2, \quad (90)$$

all with $\beta = 0.1$ and which satisfy the small-scale constraints of Eqs. (83) and (85), as well as the cosmological constraints. In particular, in each case we have

$$(I): \chi_{\text{s.s.}} \sim -10^6, \quad \beta_{\text{per}}^2 < 500, \quad \frac{c_s^2}{c^2} - 1 \sim 10^{-12}, \quad (91)$$

$$(II): \chi_{\text{s.s.}} \sim -10^4, \quad \beta_{\text{per}}^2 < 0.5, \quad \frac{c_s^2}{c^2} - 1 \sim 10^{-8}, \quad (92)$$

$$(III): \chi_{\text{s.s.}} \sim -10^6, \quad \beta_{\text{per}}^2 < 0.05, \quad \frac{c_s^2}{c^2} - 1 \sim 10^{-8}, \quad (93)$$

where $\chi_{\text{s.s.}}$ is obtained from Eq. (68) and β_{per} is the upper bound from Eq. (70). Thus, $\beta = 0.1$ is consistent with the

perihelion constraint for these three models. We can also note that the speed of scalar waves given by Eq. (31) is always very close to the speed of light (in the Solar System). Therefore, superluminality in the scalar sector is highly suppressed.

We show these kinetic functions in Fig. 1, as a function of $|\chi|$. The models (I) and (II) correspond to a late transition from the $K' \simeq K_*$ to $K' \simeq 1$ regimes, with two possible values for K_* . Therefore, during most of the cosmological evolution $K' \gg 1$, which means that the scalar field is screened and departures from Λ CDM are small. The model (III) corresponds to an early transition, so that in a large range of redshifts we have $K' \simeq 1$ and deviations from Λ CDM are of order $\beta^2 = 10^{-2}$. These behaviors are explicitly shown in the middle panel of Fig. 2.

For simplicity we consider the simple rational function of Eq. (82), which is even and leads to the same behavior in the two regimes $\chi \rightarrow \pm\infty$. However, there is a great

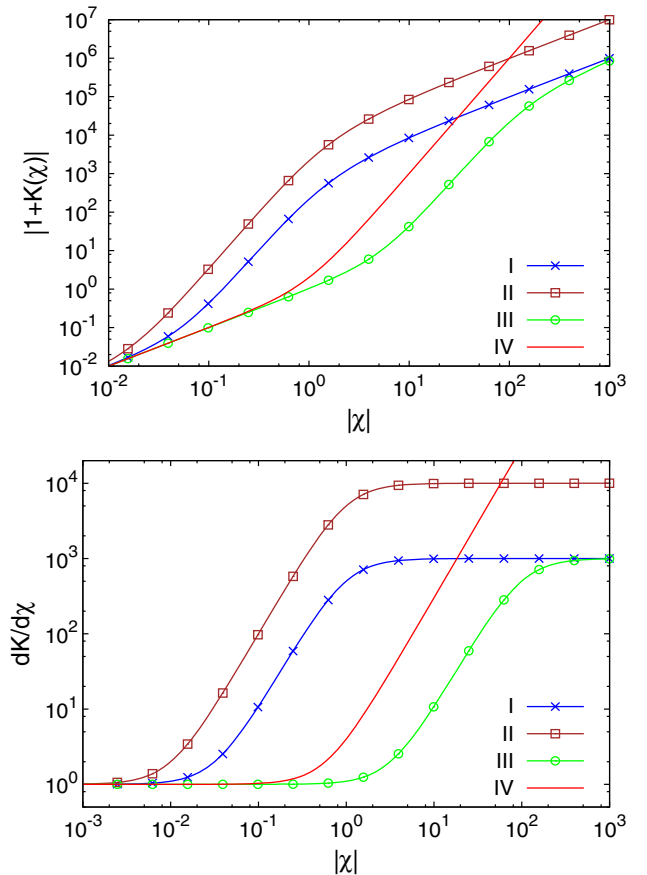


FIG. 1 (color online). Upper panel: Kinetic function $K(\chi)$ for the arctan models of Eq. (86), with $(K_*, \chi_*) = (10^3, 1)$ (I, blue and crosses), $(K_*, \chi_*) = (10^4, 1)$ (II, brown and squares), $(K_*, \chi_*) = (10^3, 10^2)$ (III, green and circles), and the cubic model of Eq. (94) with $K_0 = 1$ (IV, red and continuous line). We show $1 + K$, which is an odd function of χ , with $1 + K \geq 0$ for $\chi \geq 0$. Lower panel: Derivative $K'(\chi)$ for the same models. It is an even function of χ .

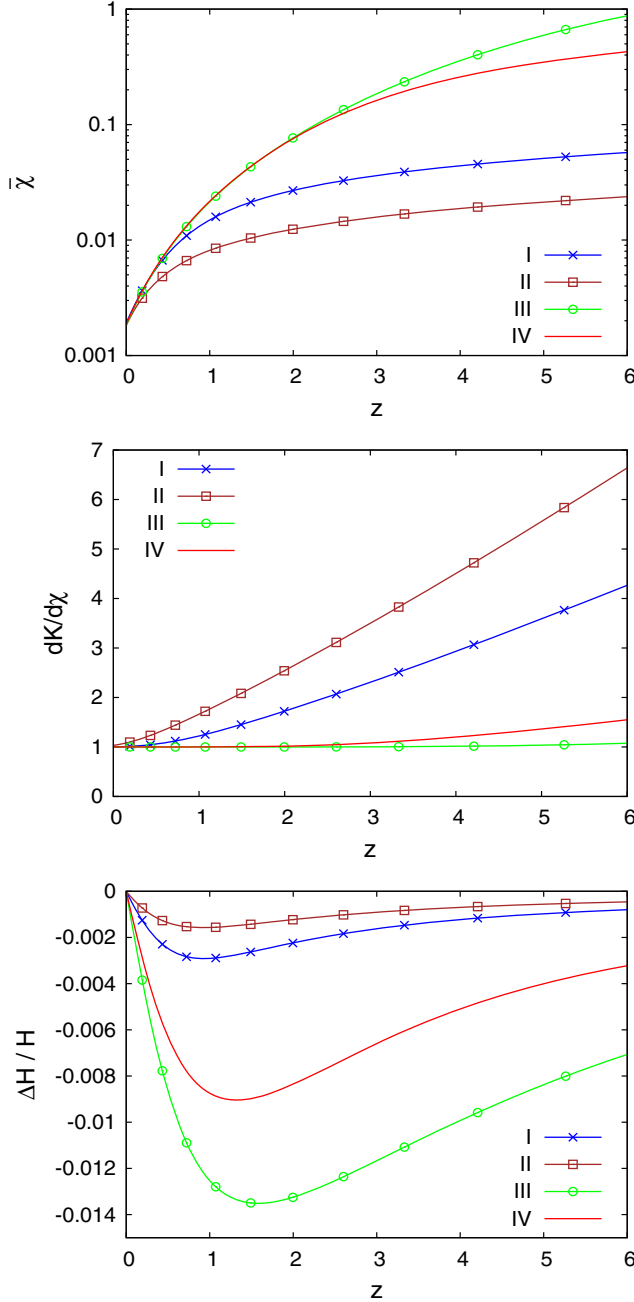


FIG. 2 (color online). Upper panel: Variation of $\bar{\chi}(z)$ as a function of the redshift for the models of Fig. 1. All models have $\beta = 0.1$. Notice the universal behavior of $\bar{\chi}$ at small redshift given by Eq. (95) with $K' \approx 1$. Middle panel: Variation of $\bar{K}' = dK/d\chi(\bar{\chi})$ as a function of the redshift for the same models. Lower panel: Relative deviation of the Hubble rate from the Λ CDM prediction for the same models.

freedom in the positive range $\chi > 0$, the only constraint being that $K'(\chi) \gg 1$ for $\chi \gg 1$. For instance, we could add to Eq. (86) any function $K_+(\chi)$ that is negligible for $(-\chi) \gg 1$ and satisfies $K'_+(0) = 0$, $K'_+(\chi) + K_* \gg 1$ at large χ , such as $K_+(\chi) = \exp(\chi^3)$.

For comparison with previous works [13,17–19], we also consider the purely cubic model

$$(IV): K(\chi) = -1 + \chi + K_0 \chi^3. \quad (94)$$

This can also be seen as an effective model for moderate values of χ , probed by cosmology, while leaving the large negative regime $(-\chi) \gg 1$ unspecified, where the function $K(\chi)$ needs to be modified as described above to satisfy Solar System constraints. This model is also shown in Fig. 1, for the case $K_0 = 1$. For most of the cosmologically relevant values of χ , $0 \leq \chi \lesssim 10$, the phenomenology of model (IV) lies between that of models (I) and (III).

B. Theoretical consistency

We have seen above that the models (I)–(III) satisfy the quantitative constraints associated with cosmological and Solar System tests. In addition, they satisfy the generic theoretical consistency requirements. The four models (I)–(IV) have an even derivative $K'(\chi) > 0$ and the functions $W_{\pm}(y) = yK'(\pm y^2/2)$ are monotonically increasing up to infinity over $y \geq 0$. As shown in Refs. [13,17], this ensures that these models are well behaved. More specifically, a static scalar field profile exists for any matter density profile [branch $W_-(y)$; see Eq. (18)] and the background Klein-Gordon equation can be integrated up to arbitrarily high redshifts where $\bar{\rho} \rightarrow \infty$. Moreover, there are also no ghosts or small-scale instabilities. This corresponds to the constraints (61)–(61) and (63)–(64). When the function $K'(\chi)$ is even these two sets of constraints actually coincide.

As noticed in Eq. (31), the speed of scalar waves around static backgrounds is greater than the speed of light. As seen from Eqs. (91)–(93), it is actually extremely close to c in the highly nonlinear regime, which applies to the Solar System. Superluminality is sometimes associated with possible violations of causality, although such pathological behaviors can also be encountered within general relativity (for exact solutions such as the Gödel metric that do not describe realistic metrics); see the discussions in Refs. [27] and [28]. We argue in the Appendix that space-time does not have closed time-like loops for realistic K-mouflage models, in particular for the models (I)–(III) of Eqs. (88)–(90). Therefore, the small superluminality in the Solar System does not lead to causality problems.

C. Cosmological evolution

From the Klein-Gordon equation (6), one can show [17] that the time derivative of the cosmological background value $\bar{\varphi}$ of the scalar field scales with time as

$$\dot{\bar{\varphi}} \sim -\frac{\beta}{M_{\text{Pl}} K'} \rho t, \quad \text{and} \quad \bar{\chi} \sim \frac{\beta^2 H^2}{K'^2 H_0^2}. \quad (95)$$

At late times we have

$$z \rightarrow 0: \bar{K}' \simeq 1, \quad \bar{\chi} \sim \beta^2 = 10^{-2}, \quad \bar{\rho}_\varphi \simeq \frac{\Omega_{\Lambda 0}}{\Omega_{m 0}} \bar{\rho}, \quad (96)$$

where $\Omega_{\Lambda 0}$ and $\Omega_{m 0}$ are the dark energy and matter cosmological parameters today. At early times we have, for the models (I), (II), and (III),

$$z \gg 1: \bar{K}' \simeq K_*, \quad \bar{\chi} \sim \frac{\beta^2 H^2}{K_*^2 H_0^2}, \quad \bar{\rho}_\varphi \sim \frac{\beta^2}{K_*} \bar{\rho}. \quad (97)$$

Thus, in the early matter era, the ratio $\bar{\rho}_\varphi/\bar{\rho}$ goes to a small constant, which in our case is constrained by the Cassini bound (66) to be smaller than 10^{-5} (this is because we assume the two regimes $\chi \rightarrow \pm\infty$ have the same functional form). Thus, there remains a very small residual fraction of the scalar field energy density. For the model (IV) of Eq. (94), where $K'(\chi)$ goes to infinity for $\chi \rightarrow +\infty$, $\bar{\rho}_\varphi/\bar{\rho} \rightarrow 0$ at high redshift. In all cases, $\bar{\rho}_\varphi/\bar{\rho}_{\text{rad}}$ goes to zero at high redshift in the radiation-dominated era.

At low redshifts, where $\bar{\chi}$ falls below $\chi_{\text{can}} = \chi_*/\sqrt{K_*}$, we have $\bar{K}' \simeq 1$ and the model behaves like a canonically normalized scalar field coupled to matter in the presence of a cosmological constant. At higher redshifts, the nonlinear structure of the scalar field Lagrangian comes into play and \bar{K}' increases until it reaches K_* when $\bar{\chi}$ is of order χ_* . Then, the scalar field shows a K-mouflage-type screening, due to the large derivative prefactor K' that freezes the fluctuations of the scalar field. In terms of uniform background values, this screening still leads to the suppression of $\bar{\chi}$ and $\bar{\rho}_\varphi$ by factors $1/\bar{K}'^2$ and $1/\bar{K}'$.

The deviations from general relativity and Λ CDM predictions are mostly sensitive to the ratio β^2/K' . Therefore, they should increase from models (II) to (I) to (III). Indeed, in models (I) and (II) the derivative K' quickly reaches the large value K_* , because $\chi_* = 1$, while in model (III) it remains of order unity over a large interval around $\chi = 0$, because $\chi_* \gg 1$. The deviations from Λ CDM are larger for model (I) than model (II) because of the smaller value of K_* in the former.

In Fig. 2, we plot the redshift evolution of $\bar{\chi}$ and \bar{K}' , and the deviations of the Hubble rate from Λ CDM. The figure shows that, as expected, the deviations from Λ CDM increase from models (II) to (I) to (III). Also, in agreement with Fig. 1, the predictions of the cubic model (IV) lie in between the arctan models (I) and (III), as it gives an intermediate growth of \bar{K}' as $\bar{\chi}$ increases at higher z . At $z \rightarrow 0$ all models give the same value for $\bar{\chi}$, in agreement with Eq. (95), because $\bar{\chi} \sim \beta^2 \ll 1$ and $\bar{K}' \simeq K'(0) = 1$. The deviations from Λ CDM for the Hubble rate peak around $z \sim 1$. All models are normalized to the same Hubble constant H_0 today and they also recover the same

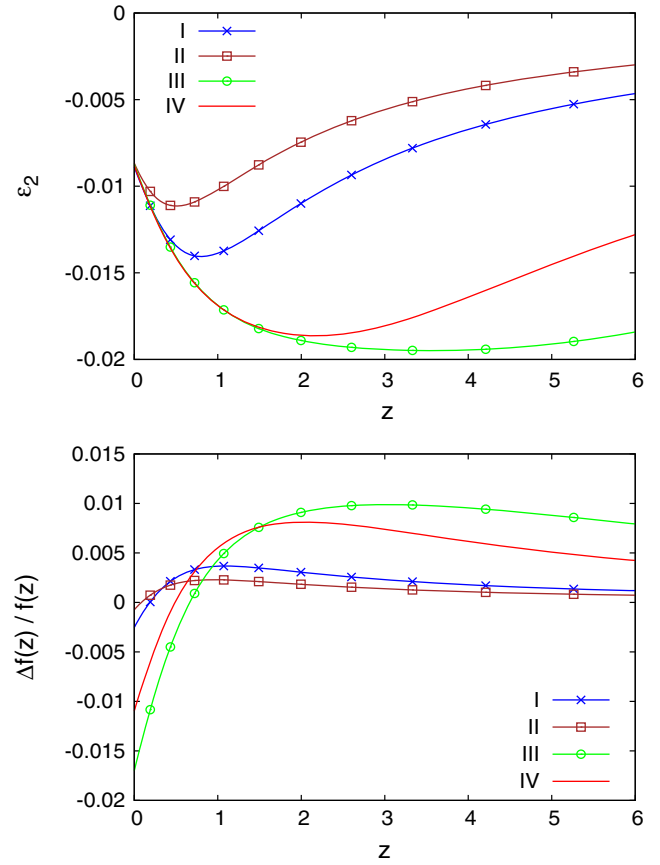


FIG. 3 (color online). Upper panel: Variation of $\epsilon_2(z)$ as a function of the redshift for the models of Fig. 1. Lower panel: Relative deviation of the growth factor from the Λ CDM prediction for the same models.

Einstein–de Sitter expansion at high redshift in the matter era, before dark energy becomes important.

The upper panel of Fig. 3 shows that the four models satisfy the Lunar Ranging constraint on $d \ln \tilde{G}/d \tilde{t}$ as the values of ϵ_2 are below 0.01, in agreement with Eq. (51). This, however, does not prevent the linear growth rate $f = d \ln D_+/d \ln a$ today from being different in the different models, as shown in the lower panel. The deviations from Λ CDM of the linear fluctuations follow the same pattern as for the background cosmology. We also find that a maximal deviation of order $2\beta^2$ is obtained for model (III) with a large value of χ_* , which behaves like a free scalar field coupled to matter in the recent past. The greatest deviations from Λ CDM, at fixed β , would be obtained for a model where $K' \simeq 1$ over all relevant redshifts. The results from such a model would be similar to those of model (III).

In Fig. 4, we show the relative deviations from Λ CDM of the nonlinear matter power spectrum and the halo mass function. The method used for the computation of the power spectrum was presented in Ref. [18]. It combines one-loop perturbation theory and a halo model and it has been tested against numerical simulations [29] of other modified gravity scenarios such as $f(R)$, dilaton and

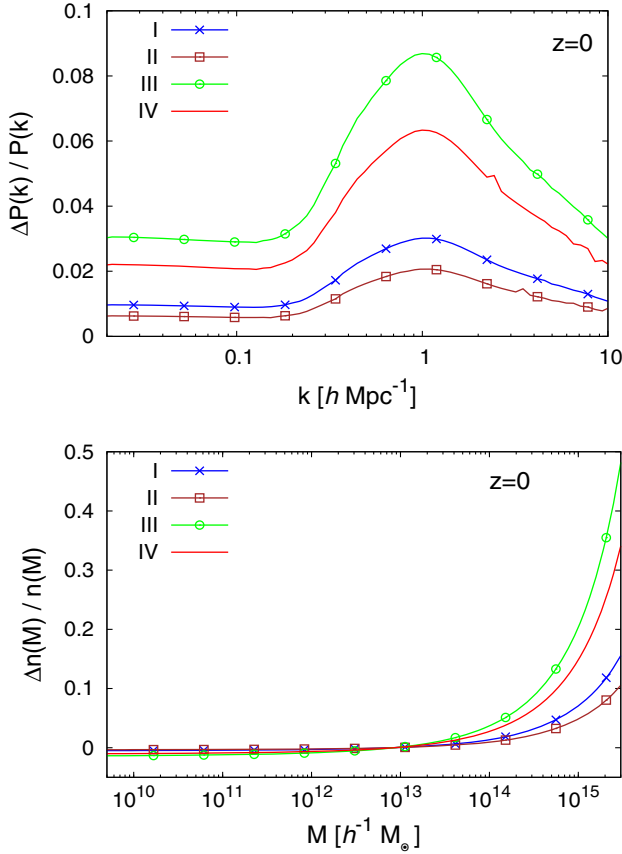


FIG. 4 (color online). Upper panel: Relative deviation of the power spectrum from Λ CDM for the models of Fig. 1, at $z = 0$. Lower panel: Relative deviation of the halo mass function for the same models, at $z = 0$.

symmetron models. The power spectrum deviates on large scales by a constant which can reach a few percent. This reflects the boost in the linear growth of structure depicted in the lower panel of Fig. 3. In the nonlinear regime, mode coupling helps to boost the deviations from standard Λ CDM even further. In the figure, the relative difference starts to decrease after $k \sim 1 \text{ h/Mpc}$, which is a consequence of having used the same halo concentration parameters in the halo model formalism [18]. In reality, the K-mouflage field should also affect the concentration of dark matter haloes, which should translate in modifications of the small-scale clustering power as well. The enhanced gravitational strength should lead to a deepening of the gravitational potentials of the haloes, making them therefore more concentrated (see e.g. Refs. [30,31] for an example of this in the context of Galileon and nonlocal models of gravity, respectively). This would increase the relative difference of P_k at high- k values. On the other hand, the enhanced forces may also make particles inside haloes move faster. This can cause the halo to expand slightly, and therefore, to become less concentrated (see e.g. Ref. [32] for an example of this in coupled quintessence models, which are similar to unscreened K-mouflage

models). A detailed investigation of this effect involves running dedicated N -body simulations which is left for future work.

For the halo mass function, we take into account the effect of K-mouflage through the spherical collapse model [18]. The amplification of gravity by the fifth force implies that a smaller initial density fluctuation δ_{Li} at a high redshift z_i is needed to produce a collapsed halo of a given mass M at low z , as compared with the Λ CDM reference. Moreover, such objects are less rare because of the faster growth of structures (e.g., of the matter power spectrum). Both effects amplify the large-mass tail of the halo mass function, as seen in the lower panel of Fig. 4. More explicitly, the mass function is written in terms of the usual scaling variable $\nu = \delta_L/\sigma(M)$, with the characteristic Gaussian tail $n(M) \sim e^{-\nu^2/2}$ at large mass, and the fifth force implies both a smaller critical threshold δ_L and a greater rms density fluctuation $\sigma(M)$. The mass function is slightly decreased at low masses because of mass conservation, as the integral over the halo mass function is normalized so as to give back the mean density of the Universe. The lower panel of Fig. 4 shows that K-mouflage models can exhibit a 5–20% boost in the number density of cluster mass haloes, $10^{14} M_\odot/h \lesssim M \lesssim 10^{15} M_\odot/h$. This may offer a clear enough signal to be observable with future surveys.

VIII. CONCLUSION

We have determined the conditions for K-mouflage models of gravity to satisfy the stringent Solar System tests of gravity, whilst remaining sufficiently different from standard Λ CDM, and hence, cosmologically interesting. In particular, we have used the results from Cassini on the amplitude of fifth forces in the Solar System, and bounds from Lunar Laser Ranging experiments on the anomalous perihelion and the rate of change of the gravitational strength in the Earth-Moon system.

We showed that the conformal coupling strength of the K-mouflage field to matter is constrained as $\beta \lesssim 0.1$ [cf. Eq. (58)], by the condition that the time variation of Newton's gravitational strength in the Jordan frame is compatible with the Lunar Ranging bounds. This constraint is independent of the detailed functional form of the K-mouflage Lagrangian density term $K(\chi)$ [cf. Eq. (3)], and is also tighter than the bounds coming from BBN [cf. Eq. (55)]. By focusing on static configurations, which correspond to the branch $\chi < 0$ of the function $K(\chi)$, we have seen that the perihelion bound is more stringent than the Cassini result in constraining the functional form of $K(\chi)$. In particular, for K-mouflage models to remain compatible with these tests, any nonlinear terms in $K(\chi < 0)$ should be highly suppressed [cf. Eq. (70)]. For instance, models for which $K(\chi) \propto \chi^3$ will fail to meet the Solar System requirements. On the other hand, the shape of the coupling function $A(\varphi)$ is not strongly constrained.

We have presented several explicit models that satisfy these Solar System and cosmological bounds as well as generic theoretical consistency conditions. In particular, these models have well-defined solutions up to arbitrarily high redshift, in the cosmological context, and for any matter density profile, in the small-scale context. There are no ghosts or small-scale instabilities. Even though scalar waves can propagate at a speed that is slightly greater than the speed of light around small-scale static backgrounds (with a relative difference of only 10^{-8} or less in the Solar System), there are no closed time-like loops nor causality problems, from the Solar System to cosmological scales.

One of our main results is that, despite the constraints on β and $K(\chi)$ from the Solar System tests, one is still able to find a family of $K(\chi)$ functions [cf. Eq. (82)] that has interesting and potentially testable cosmological predictions. We have investigated the main cosmological aspects of the models characterized by Eq. (82). For a set of illustrative cosmological parameters, we have seen that the linear growth of large-scale structures can be boosted by a few percent by the present day (cf. Figs. 3 and 4). Our results from semianalytical models of structure formation also show that this difference gets amplified on smaller scales, where the evolution of the matter density field becomes nonlinear. Moreover, the expected number density of cluster mass haloes shows also a 5–20% enhancement, relative to Λ CDM (cf. Fig. 4). Another interesting aspect of these models is that their expansion history can be slightly different from the Λ CDM scenario, with deviations at the percent level or slightly below that may be constrained by observations (cf. Fig. 2). This is different from the cases of Dvali-Gabadadze-Porrati and/or $f(R)$ models of gravity, where the expansion can follow the Λ CDM scenario up to very high accuracy or even exactly. This means that the parameter space of these models can be constrained by the position of the acoustic peaks of the CMB temperature power spectrum, as investigated already in Ref. [19], but for models that fail Solar System tests.

To summarize, the models we have built up are predictive and distinguishable from other alternatives to Λ CDM, in the perspective of future experiments such as Euclid [20] and LSST [21]. In the future, 21-cm intensity mapping both during [33] and after the completion of the reionization [34–36] will open new windows to test modified gravity and will help in discriminating between models and in constraining further the shape of the K-mouflage function $K(\chi)$. Future 21-cm surveys such as with the Square Kilometre Array will probe the Universe's expansion up to higher redshifts and the matter power spectrum down to smaller scales, especially in the range $2 \lesssim z \lesssim 8$ of interest for the K-mouflage model.

In future work, we believe it would be of interest to perform more focused studies of the cosmological constraints in these models, by following, for instance, the line of work of Ref. [19]. It would also be interesting to study

more accurately the predictions for nonlinear structure formation by running N -body simulations. Such studies should provide a clearer picture of how these types of modifications to gravity can impact on several cosmological observables, which should help in the interpretation of the results from future observational missions.

ACKNOWLEDGMENTS

A. B. acknowledges support by FCT-Portugal through grant SFRH/BD/75791/2011. P. B. acknowledges partial support from the European Union FP7 ITN INVISIBLES (Marie Curie Actions, PITN- GA-2011- 289442) and from the Agence Nationale de la Recherche under contract ANR 2010 BLANC 0413 01. The work of S. C. is supported by the *mandat de retour* program of the Belgian Science Policy (BELSPO). P. V. acknowledges support from the French Agence Nationale de la Recherche under Grant ANR-12-BS05-0002. B. L. is supported in part by STFC consolidated Grant No. ST/L00075X/1.

APPENDIX: SUPERLUMINALITY AND CAUSALITY

In this appendix, we elaborate on the superluminality of scalar perturbations and its link with causality. We have seen in the main text that K-mouflage models passing the Solar System tests are such that scalar perturbations around a static background propagate with a speed greater than the speed of light. This may cause instabilities and in particular a loss of causality with signals being transmitted to the past, i.e. the existence of time-like closed curves. This issue was tackled for K-essence models in Ref. [27]. We follow a similar method here. Let us first expand the K-mouflage action to second order in π , where $\varphi = \bar{\varphi} + \pi$. Here $\bar{\varphi}(\mathbf{x}, t)$ is a background configuration that may depend on scale and time [in the small-scale static regime $\bar{\varphi}(\mathbf{x})$ only depends on position, whereas in the large-scale cosmological regime $\bar{\varphi}(t)$ is the homogeneous cosmological background]. We also denote $\bar{\chi} = -\bar{g}^{\mu\nu} \partial_\mu \bar{\varphi} \partial_\nu \bar{\varphi} / 2\mathcal{M}^4$, $\bar{K}' = K'(\bar{\chi})$ and $\bar{K}'' = K''(\bar{\chi})$. The second order part of the action reads

$$S_2 = \frac{1}{2} \int d^4x \sqrt{-g} \left[-\bar{K}' \partial^\mu \pi \partial_\mu \pi + \frac{\bar{K}''}{\mathcal{M}^4} (\partial^\mu \bar{\varphi} \partial_\mu \pi)^2 \right]. \quad (\text{A1})$$

It is convenient to define the disformal metric

$$G^{\mu\nu} = \gamma^{-1} \left(\bar{K}' g^{\mu\nu} - \frac{\bar{K}''}{\mathcal{M}^4} \partial^\mu \bar{\varphi} \partial^\nu \bar{\varphi} \right) \quad (\text{A2})$$

with

$$\gamma = (\bar{K}')^{3/2} (\bar{K}' + 2\bar{\chi} \bar{K}'')^{1/2} > 0. \quad (\text{A3})$$

Note that thanks to the properties (60) and (63), the K-mouflage scenarios that we consider have $K' > 0$ and $K' + 2\chi K'' > 0$ over all χ , so that the metric $G^{\mu\nu}$ is well defined. Defining the inverse matrix $G_{\mu\nu}$ by $G_{\mu\alpha}G^{\alpha\nu} = \delta_\mu^\nu$ (i.e., $G_{\mu\nu}$ is not given by $g_{\mu\alpha}g_{\nu\beta}G^{\alpha\beta}$) and the determinant $G = \det(G_{\mu\nu})$, we have

$$G = \gamma^2 g, \quad (\text{A4})$$

where $g = \det(g_{\mu\nu})$, and the second-order action can also be written as

$$S_2 = \frac{-1}{2} \int d^4x \sqrt{-G} G^{\mu\nu} \partial_\mu \pi \partial_\nu \pi. \quad (\text{A5})$$

The disformal metric $G_{\mu\nu}$ is the metric felt by the scalar perturbation and we can check from Eq. (A4) that it is Lorentzian. Therefore, initial-value problems for π are well posed on any smooth space-like Cauchy surface Σ for the metric $G_{\mu\nu}$, and the solution is unique and propagates causally (see Sec. 10 in Ref. [28]). In the static case, we retrieve that the Klein-Gordon equation is hyperbolic with a propagation speed c_s given by Eq. (31) (for small wavelengths), whereas around the cosmological background we recover the propagation speed \bar{c}_s given by Eq. (59) (for high frequencies).

In general, the propagation of π occurs in the disformal metric $G_{\mu\nu}$. Space-time equipped with the metric $G_{\mu\nu}$ is stably causal, i.e. there are no time-like closed loops (including for infinitesimal deviations from the metric $G_{\mu\nu}$), provided there exists a globally defined function f on all space-time which is time-like, i.e. $G^{\mu\nu} \partial_\mu f \partial_\nu f < 0$ [28]. Following Ref. [27], we look for a “global time” f that applies to both geometries $g_{\mu\nu}$ and $G_{\mu\nu}$ and thus guarantees the absence of closed causal loops. A simple choice is to choose the cosmic time t , which clearly satisfies the required property for the metric $g_{\mu\nu}$. Considering the Newtonian gauge, which describes all systems that we study in this paper, from the cosmological background and perturbative regime down to the Solar System,

$$ds^2 = g_{\mu\nu} dx^\mu dx^\nu = -(1 + 2\Psi_N) dt^2 + a^2(t)(1 - 2\Psi_N) d\mathbf{x}^2, \quad (\text{A6})$$

where Ψ_N is the Newtonian potential, we have

$$g^{\mu\nu} \partial_\mu t \partial_\nu t = \frac{-1}{1 + 2\Psi_N} < 0 \quad \text{for } \Psi_N > -1/2. \quad (\text{A7})$$

Since we focus on systems with $|\Psi_N| \ll 1$ (e.g., $\Psi_N \sim 10^{-6}$ in the Solar System), we have $g^{\mu\nu} \partial_\mu t \partial_\nu t < 0$. On the other hand, we obtain

$$G^{\mu\nu} \partial_\mu t \partial_\nu t = - \frac{\bar{K}'(1 + 2\Psi_N) + \bar{K}''(\partial_0 \bar{\varphi})^2 / \mathcal{M}^4}{\gamma(1 + 2\Psi_N)^2}, \quad (\text{A8})$$

whence

$$G^{\mu\nu} \partial_\mu t \partial_\nu t < 0 \quad \text{for } \mathcal{C} \equiv \bar{K}' + \bar{K}'' \frac{(\partial_0 \bar{\varphi})^2}{\mathcal{M}^4} > 0, \quad (\text{A9})$$

where we used the approximation $1 + 2\Psi_N \approx 1$. Around the cosmological background, where $\bar{\chi} = (d\bar{\varphi}/dt)^2 / 2\mathcal{M}^4$, we obtain $\mathcal{C} = \bar{K}' + 2\bar{\chi}\bar{K}''$, whence $\mathcal{C} > 0$. Around a static background, we obtain $\mathcal{C} = \bar{K}'$ whence $\mathcal{C} > 0$.

For more general backgrounds, we can see from Eq. (A9) that $\mathcal{C} > 0$ as soon as $\bar{K}'' \geq 0$, which for the models (I)–(IV) of Eqs. (88)–(90) and (94) corresponds to $\bar{\chi} \geq 0$. On the semiaxis $\bar{\chi} < 0$, we have seen that $\mathcal{C} \approx \bar{K}' > 0$ in the static limit, $|\partial\bar{\varphi}/\partial t| \ll |\nabla\bar{\varphi}|$. Therefore the remaining case corresponds to $|\partial\bar{\varphi}/\partial t| \sim |\nabla\bar{\varphi}|$, where time and spatial derivatives are of the same order, and with $\bar{\chi} < 0$, that is, $|\partial\bar{\varphi}/\partial t| < |\nabla\bar{\varphi}|$. Then, we have

$$\bar{\chi} < 0, \quad \bar{K}'' < 0: \mathcal{C} \gtrsim \bar{K}' - |\bar{K}''\bar{\chi}|, \quad (\text{A10})$$

as we assume $\bar{\chi} \sim -(\partial\bar{\varphi}/\partial t)^2 / 2\mathcal{M}^4 \sim -(\nabla\bar{\varphi})^2 / 2\mathcal{M}^4$. In the linear unscreened regime, $|\bar{\chi}| \ll 1$, this gives $\mathcal{C} \gtrsim \bar{K}' \approx 1$, whence $\mathcal{C} > 0$. In the highly nonlinear screening regime, $|\bar{\chi}| \gg 1$ [more precisely $\bar{\chi} < -\chi_*$ as in Eq. (65)], we have seen in Eqs. (75) and (79) that $|\bar{\chi}\bar{K}''| \ll \bar{K}'$, because of the perihelion constraint. Therefore, on these nonlinear scales we obtain $\mathcal{C} \approx \bar{K}' > 0$, whether we are in the static limit, $|\partial\bar{\varphi}/\partial t| \ll |\nabla\bar{\varphi}|$, or not, $|\partial\bar{\varphi}/\partial t| \sim |\nabla\bar{\varphi}|$, and we have already seen that $\mathcal{C} > 0$ when $|\partial\bar{\varphi}/\partial t| > |\nabla\bar{\varphi}|$ because it implies $\bar{\chi} > 0$ and $\bar{K}'' > 0$ in our models. Note that the regime $|\partial\bar{\varphi}/\partial t| \sim |\nabla\bar{\varphi}|$ is unlikely to occur in practice in small-scale systems, because the quasistatic approximation applies very well, even for relatively fast matter density evolutions with matter flow velocities of order $v \sim c/10$ [13]. Therefore, we usually have $|\partial\bar{\varphi}/\partial t| \ll |\nabla\bar{\varphi}|$, which directly gives $\mathcal{C} \approx \bar{K}' > 0$.

Thus, we conclude that $g^{\mu\nu} \partial_\mu t \partial_\nu t < 0$ and $G^{\mu\nu} \partial_\mu t \partial_\nu t < 0$ and there are no closed causal loops around usual astrophysical and cosmological backgrounds with $\Psi_N > -1/2$. This analysis fails close to neutron stars or black holes, where Ψ_N becomes large, but this is not related to the K-mouflage model as it already appears in the metric $g_{\mu\nu}$ in Eq. (A7). Then, one must look for another global time coordinate, or over a large volume around the compact object, but we leave this analysis of more extreme astrophysical situations to future work.

- [1] J. Khoury, [arXiv:1312.2006](#).
- [2] T. Clifton, P. G. Ferreira, A. Padilla, and C. Skordis, *Phys. Rep.* **513**, 1 (2012).
- [3] J. Khoury and A. Weltman, *Phys. Rev. Lett.* **93**, 171104 (2004).
- [4] J. Khoury and A. Weltman, *Phys. Rev. D* **69**, 044026 (2004).
- [5] A. Vainshtein, *Phys. Lett.* **39B**, 393 (1972).
- [6] E. Babichev, C. Deffayet, and R. Ziour, *Int. J. Mod. Phys. D* **18**, 2147 (2009).
- [7] P. Brax, C. Burrage, and A.-C. Davis, *J. Cosmol. Astropart. Phys.* **01** (2013) 020.
- [8] C. M. Will, *Living Rev. Relativity* **17**, 4 (2014).
- [9] J. G. Williams, D. H. Boggs, J. O. Dickey, and W. M. Folkner, in *The Ninth Marcel Grossmann Meeting*, edited by V. G. Gurzadyan, R. T. Jantzen, and R. Ruffini (World Scientific, Singapore, 2002), p. 1797.
- [10] A. Gruzinov, [arXiv:astro-ph/0201519](#).
- [11] G. Dvali, A. Gruzinov, and M. Zaldarriaga, *Phys. Rev. D* **68**, 024012 (2003).
- [12] P. Brax, C. Burrage, and A.-C. Davis, *J. Cosmol. Astropart. Phys.* **09** (2011) 020.
- [13] P. Brax and P. Valageas, *Phys. Rev. D* **90**, 123521 (2014).
- [14] B. Bertotti, L. Iess, and P. Tortora, *Nature (London)* **425**, 374 (2003).
- [15] E. Babichev, C. Deffayet, and G. Esposito-Farese, *Phys. Rev. Lett.* **107**, 251102 (2011).
- [16] J. G. Williams, S. G. Turyshev, and D. H. Boggs, *Phys. Rev. Lett.* **93**, 261101 (2004).
- [17] P. Brax and P. Valageas, *Phys. Rev. D* **90**, 023507 (2014).
- [18] P. Brax and P. Valageas, *Phys. Rev. D* **90**, 023508 (2014).
- [19] A. Barreira, P. Brax, S. Clesse, B. Li, and P. Valageas, *Phys. Rev. D* **91**, 063528 (2015).
- [20] R. Laureijs *et al.*, [arXiv:1110.3193](#).
- [21] LSST Dark Energy Science Collaboration, [arXiv:1211.0310](#).
- [22] J. G. Williams, S. G. Turyshev, and D. H. Boggs, *Classical Quantum Gravity* **29**, 184004 (2012).
- [23] F. Sorrentino, Q. Bodart, L. Cacciapuoti, Y.-H. Lien, M. Prevedelli, G. Rosi, L. Salvi, and G. M. Tino, *Phys. Rev. A* **89**, 023607 (2014).
- [24] G. Lamporesi, A. Bertoldi, L. Cacciapuoti, M. Prevedelli, and G. M. Tino, *Phys. Rev. Lett.* **100**, 050801 (2008).
- [25] J.-P. Uzan, *Living Rev. Relativity* **14**, 2 (2011).
- [26] M. Alvarez *et al.*, *Frascati Phys. Ser.* **45**, 1 (2007).
- [27] E. Babichev, V. Mukhanov, and A. Vikman, *J. High Energy Phys.* **02** (2008) 101.
- [28] R. M. Wald, *General relativity* (University of Chicago, Chicago, 1984).
- [29] P. Brax and P. Valageas, *Phys. Rev. D* **88**, 023527 (2013).
- [30] A. Barreira, B. Li, W. A. Hellwing, L. Lombriser, C. M. Baugh, and S. Pascoli, *J. Cosmol. Astropart. Phys.* **04** (2014) 029.
- [31] A. Barreira, B. Li, W. A. Hellwing, C. M. Baugh, and S. Pascoli, *J. Cosmol. Astropart. Phys.* **09** (2014) 031.
- [32] B. Li and J. D. Barrow, *Phys. Rev. D* **83**, 024007 (2011).
- [33] P. Brax, S. Clesse, and A.-C. Davis, *J. Cosmol. Astropart. Phys.* **01** (2013) 003.
- [34] A. Hall, C. Bonvin, and A. Challinor, *Phys. Rev. D* **87**, 064026 (2013).
- [35] M. G. Santos *et al.*, [arXiv:1501.03989](#).
- [36] G.-B. Zhao, D. Bacon, R. Maartens, M. Santos, and A. Raccanelli, [arXiv:1501.03840](#).