

Obvious problems in lunar petrogenesis and new perspectives

Michael J. O'Hara[†]

Institute of Geography and Earth Sciences, Aberystwyth University, Aberystwyth SY23 3DB, UK

Yaoling Niu*

*Institute of Oceanology, Chinese Academy of Sciences, Qingdao 266071, China, and
Department of Earth Sciences, Durham University, Durham DH1 3LE, UK*

*"Facts do not cease to exist because they are ignored."
—Aldous Huxley (1894–1963)*

ABSTRACT

Forty-six years ago saw the first manned landing on the Moon and the return of the first lunar samples. Since then a vast database has been accumulated with many ideas published on lunar petrogenesis, yet important problems recognized in early days remain under-addressed. In this paper, we first review these problems and emphasize that these problems need resolving before genuine progress can be made. We then discuss that contrary to the prevalent view, the available data do not show the presence of a strong positive Eu anomaly ($\text{Eu}/\text{Eu}^* > 1$) in the lunar highland crust, but a weak negative one ($\text{Eu}/\text{Eu}^* < 1$) if any. This observation weakens the plagioclase flotation hypothesis, which is the very foundation of the prevailing lunar magma ocean (LMO) hypothesis. Recent success in the determination of abundant water in lunar glasses and minerals confirms the prediction in the early days of lunar research that the Moon may have been a water-rich planet and may still be so in its interior, which disfavors the dry Moon hypothesis, weakens the LMO hypothesis, and questions many related lunar petrogenesis interpretations. Volatilization (into the vacuum-like lunar "atmosphere") of lunar magmatism during its early history could have further facilitated plagioclase crystallization and feldspathic crustal formation. The important role and effect of plagioclase crystallization are best manifested by the significant correlation ($R^2 = 0.983$ for $N = 21$) of Eu/Eu^* (0.24–1.10) with Sr/Sr^* (0.10–1.12) defined by the lunar samples. Although the anorthositic lunar highlands are expected to have large positive Eu ($\text{Eu}/\text{Eu}^* > 1$; ~1.99) and Sr ($\text{Sr}/\text{Sr}^* > 1$; ~2.56) anomalies, their absence inferred from the global remote sensing data is best explained by the widespread but areally and volumetrically insignificant KREEP-like material that is enriched in K, rare earth elements, and P (hence, KREEP) as well as

[†]Deceased

*yaoling.niu@foxmail.com

O'Hara, M.J., and Niu, Y.L., 2015, Obvious problems in lunar petrogenesis and new perspectives, in Foulger, G.R., Lustrino, M., and King, S.D., eds., *The Interdisciplinary Earth: A Volume in Honor of Don L. Anderson*: Geological Society of America Special Paper 514 and American Geophysical Union Special Publication 71, p. 339–366, doi:10.1130/2015.2514(20). For permission to copy, contact editing@geosociety.org. © 2015 The Geological Society of America. All rights reserved.

all other incompatible elements with very strong negative Eu ($\text{Eu}/\text{Eu}^* \ll 1$; as low as 0.24) and Sr ($\text{Sr}/\text{Sr}^* \ll 1$; as low as 0.10) anomalies. The KREEP-like material may have been produced through fractional crystallization enrichment equivalent to processes in advancing, periodically replenished, periodically tapped, continuously fractionated magma chambers. Compared with magmatic rocks on the Earth, lunar rocks are depleted in moderately volatile elements like P, Na, K, Rb, Cs, etc., probably associated with volatilization during the early history of the lunar magmatism. Further work is needed toward an improved understanding of the origin and evolution of the Moon and its magmatism.

INTRODUCTION

Since the manned landing on the Moon and the return of the first lunar samples forty-six years ago, we have learned enormously about the Moon and its petrogenesis, as reported in many scientific papers and especially the more recent milestone overviews such as *New Views of the Moon (NVOTM)* (Jolliff et al., 2006), “Scientific exploration of the Moon” (Delano, 2009), and a rather comprehensive review article with a task-specific title, “The Moon 35 years after Apollo: What’s left to learn?” (Neal, 2009). In this paper, we do not wish to repeat those reviews, but emphasize that some fundamental problems recognized in the early days remain under-addressed because of the prevalent views by the current lunar community with built-in assumptions that have not yet been tested. O’Hara (2000) elaborated in 107 pages on igneous petrogenesis in general and lunar petrogenesis in particular with viable alternatives and convincing arguments, but these have been largely disregarded. We stress that these problems and issues need to be explicitly resolved and alternative interpretations need to be considered in order to move toward a genuine understanding of the workings of the Moon. Only then are we in the position to proceed on *what’s left to learn*.

FUNDAMENTAL PROBLEMS IN LUNAR PETROGENESIS AND COMMUNITY RESPONSE

Long-Standing Problems in Lunar Petrogenesis

The senior author (O’Hara, 2000, 2001a, 2001b, 2004) was critical of the “established” model of lunar petrogenesis. The model includes the following untested hypotheses: the lunar magma ocean (LMO) hypothesis, the plagioclase floatation hypothesis, the primary magma hypothesis for mare basalts, and the hypothesis for the presence of a strong positive Eu anomaly in the lunar highland upper crust.

The senior author presents the case that the established standard model is open to challenge on at least six points:

- A. On the basis of experimental petrology of the lunar samples, the senior author stressed the likely importance of volatilization during lunar lava emplacement (O’Hara et al., 1970a, 1970b; O’Hara, 1972) and suggested that the Moon may have been a volatile (including water)-rich

planet body at least in its early history, but this likely probability has been disregarded because it is incompatible with the “dry Moon” assumption and the LMO hypothesis, which are widely accepted by the lunar community (e.g., Wood et al., 1970).

- B. Io, the innermost satellite of Jupiter, is similar in size and mass to the Moon. Voluminous volcanic eruptions on Io are accompanied by extensive selective volatilization, but mare-like structures are absent. A comparative study with Io would benefit research on lunar magmatism and petrogenesis and would make the lunar model more significant and representative in the context of solar system magmatism (O’Hara, 2000).
- C. The standard lunar model neglects the issue of whether the mare rocks represent lava piles or solidified lava lakes. This is important because if the mare rocks are lava piles, they would represent rapidly solidified lunar mantle melts with the composition more directly reflecting the lunar mantle composition, but if they are fossil lava lakes, they would represent slowly cooled and evolved magmas with significant differentiation. In the latter case, caution would be necessary when using lunar magma composition to directly infer the lunar mantle composition (O’Hara, 2000).
- D. The standard lunar model also fails to address the question on the true bulk compositions of the erupted mare basalts. Are they picritic, like a few tens of kilograms of the hand specimens, or basaltic, like billions of metric tons of the average rock in the mare regoliths (O’Hara, 2000)?
- E. Alleged primary magmas (basalt hand specimens and picritic glass beads) are interpreted as incipient re-melting products of originally plagioclase-saturated cumulate postulated to have formed from the LMO (Wood et al., 1970; Taylor, 1975). If so, those “primary magmas” should have plagioclase on their liquidus at the relevant high pressures, but they do not. This implies either that the mare basalts are not primary magmas or that their source rocks have never seen plagioclase (see below).
- F. The standard lunar model also avoids discussion of the absence of the requisite strong positive Eu (and Sr) anomaly in the lunar highlands (O’Hara, 2000, 2004), which was the cornerstone of the standard model in its original form and the very foundation of the LMO hypothesis.

Absence of Lunar Community Response to These Fundamental Problems

Multiple working hypotheses, hypothesis testing, and scientific debates constitute a logical methodology familiar to and likely welcome by many. In practice, however, this is not the case, and the *bandwagon effect* is prevailing. For example, many researchers are comfortable with following mainstream ideas put forward by some authorities without realizing that the assumptions, hypotheses, and interpretations by those authorities are only as valid as those by others without testing and verification. Such a widespread tendency has been the real hindrance in science. This seems to be true in all earth science subject areas we are familiar with, including lunar scientific research. The latter is well reflected in the treatment of the few unverified assumptions in the “established” model of lunar petrogenesis over the past decades, as elaborated below.

The Hindrance of the Unjustified “Dry Moon” Assumption

This section concerns point A above. Volatilization during lunar lava emplacement was proposed over 40 years ago (O’Hara et al., 1970a, 1970b; O’Hara, 1972, 2000), but the “dry moon” assumption accepted as a fact has led to the neglect of the significance of lunar magma volatilization until recently when water in lunar glasses and mineral crystals was actually measured (Saal et al., 2008; Liu et al., 2012; Hui et al., 2013).

It should be noted that the *NVOTM* (Jolliff et al., 2006) compilation fails to address the issue of selective volatilization during eruption, despite being published: (1) 34 years after the proposal and experimental demonstration (O’Hara et al., 1970a, 1970b; O’Hara, 1972); (2) after vesicles were reported in abundance in mare basalts (e.g., Keszthelyi, 2008); (3) after glass beads in the soils were identified as fire-fountain (pyroclastic) deposits driven by gas of lunar internal origin; (4) 14 years after the glasses were demonstrated to display varying S, Na, and K abundances as a result of variable volatilization during eruption (Delano and McGuire, 1992); and (5) three years after thermodynamic calculations on the importance of selective volatilization during eruption (Schaeffer and Fegley, 2004).

The volatiles that drove the fire fountains included water (Saal et al., 2008, 2009; Friedman et al., 2009). If 0.07 wt% water is *still* present in picritic glass of fire-fountain droplets after long flights at high temperature in hard vacuum, how much water was present in the magma before eruption, and how much water in the lunar mantle? Despite this, *NVOTM* (Jolliff et al., 2006) indexes no references to water in the Moon. The effect of water on the melting relationships of lunar materials was explored in the early lunar program (O’Hara et al., 1970a, 1970b; Ford et al., 1972) in order to explain the phase equilibria. Neglect of the presence and effect of volatiles means that the “established” lunar petrogenesis model needs reconsideration. Importantly, if the Moon indeed had abundant volatiles (i.e., H₂O, F, C, S, etc.) in its early history, or still so in its deep interior, then this requires revision of the “giant impact” hypothesis for the origin of the Moon and the

LMO hypothesis. This is because a “giant impact” would have removed all (or almost all) the volatiles from the outset, but volatiles, especially water, remain abundant today in lunar glasses and minerals (Saal et al., 2008; Liu et al., 2012; Hui et al., 2013).

It is also of historical interest to consider the effect of neglecting volatiles on our scientific development. It has been 45 years during which melting experiments should have been undertaken in vacuum, either on terrestrial basalts or on Apollo hand specimens in the large vacuum facility at the Lunar and Planetary Institute (Houston, Texas) or on a multitude of Space Shuttle missions, to answer the simple question: Can such melts be exposed to lunar vacuum without fragmenting into droplets under their own vapor pressure? Yet no such study appears to have been done. However, there has been confirmation of rapid alkali loss reported from molten basalt in vacuum (O’Hara et al., 1970a, 1970b; Biggar et al., 1971) by Lewis et al. (1993), who reported experiments at atmospheric pressure (1300–1350 °C at the iron-wüstite oxygen fugacity buffer) on the Knippa basalt in Texas, which is an alkali olivine basalt (12.33 wt% MgO) with a high liquidus temperature of 1325 °C, 3.05 wt% Na₂O, and 2.03 wt% K₂O. At atmospheric pressure, the basalt liquid lost ~40% of the initial Na in 4 h, ~60% in 10 h, ~75% in 18 h, and ~95% in 72 h. In vacuum, even faster Na loss of ~85% was observed at 1330 °C in 16 h (Lewis et al., 1993). Most of the initial K was lost in the first 4 h. The relative rate of Na and K loss is likely variable as a function of melt composition, pressure, temperature, and closure of the system.

Missing Insights from Observations of Io

This section concerns point B above. It has now been 36 years since the observations at Io (Smith et al., 1979) that should have alerted the lunar community to the possibility of selective volatilization during lunar eruption. However, *NVOTM* (Jolliff et al., 2006) mentioned the possible differences between Io and the Moon, but the obvious relevance of Io to the Moon in terms of eruption environment, and the central issue of volatilization and primary character of the lunar hand specimens, was disregarded.

Missing Insights from Mare Lavas

This section concerns point C above. In order to interpret the geochemical data of basalts as directly indicating the mantle composition, it was proposed by some and accepted by many that most or almost all of the terrestrial basalts are rapidly solidified basalts of primary magmas derived from the mantle and erupted on to the surface with no modification (see O’Hara, 2000). This was considered to be true for the mare basalts by the lunar community. It is probably correct today that most petrologists no longer accept this “primary magma” argument, yet basalt geochemistry is still used to indicate the mantle source composition. The latter approach has been proven to be useful only if the effects of partial melting and magma evolution can be corrected for (e.g., Niu and O’Hara, 2008). Therefore, it is of historical interest, but is also essential, to sort out if the mare basalts are of primary nature.

The senior author suggested at the outset of the lunar program (O'Hara, 1970, 1972) and reiterated recently (O'Hara, 2000) that the lunar maria contained within basins are lava lakes (versus flood basalt piles) which inevitably experienced extensive low-pressure gabbro (plagioclase + clinopyroxene) fractionation (see Yoder and Tilley, 1962; O'Hara 1965, 1968), resulting in the residual melts being represented by the returned mare basaltic samples with a negative Eu anomaly. The "established" flood basalt interpretation automatically treats the mare basalts as primary magmas, with the negative Eu anomaly reflecting a lunar mantle signature. This discussion of fundamental importance for the lunar petrogenesis has disappeared in the current literature, including *NVOTM* (Jolliff et al., 2006), but the lunar mantle source with a negative Eu anomaly has been widely accepted as a consequence of the LMO hypothesis (see below).

Missing Insights from Experimental Petrology on Lunar Samples

This section concerns points D and E above. The average erupted (versus hand-specimen) mare basalt compositions were identified experimentally early on (O'Hara et al., 1970a, 1970b) as being close to those of low-pressure plagioclase-saturated cotectic liquids, indicative of low-pressure fractionation and non-primary magma status, and resembling the compositions of terrestrial basalts (including continental flood basalts [CFB], ocean island basalts [OIB], and mid-ocean ridge basalts [MORB]). However, discussion on such low-pressure fractional crystallization demonstrated to take place on the Moon is entirely absent in *NVOTM* (Jolliff et al., 2006).

The 2.28 m mare drill core 70001–70009 from the Apollo 17 site (see Papike et al., 1998, their figure 10) shows basaltic compositions, but calculations gave compositions of feldspathic ANT (anorthositic-noritic-troctolitic; highland-derived) gabbros with 10%–30% plagioclase, systematically more feldspathic than observed petrographically (see O'Hara, 2001b, their figures 1 and 2). This points to the likelihood that part of the feldspathic component is cryptic in the basalt fragments. Further calculations on the *observed* components of sieved coarse fractions of the two most basalt-rich horizons in the core (see O'Hara, 2001b, their table 1) yielded an average basalt composition significantly more feldspathic than the average of hand specimens. All of these are consistent with the significance of plagioclase and its crystallization before pyroxene, i.e., compositions close to the low-pressure plagioclase-saturated cotectic liquid compositions as demonstrated experimentally (see O'Hara, 2001b, their figures 3–6, 9, 10).

Missing Insights from Eu Anomalies in Mare Basalts

This section concerns points E and F above. The LMO hypothesis is concisely summarized by Day (2006, p. 68): "The LMO hypothesis has been built chiefly on the observation that the Moon's anorthositic upper crust has a large positive Eu anomaly, which is complemented by negative Eu anomalies in the mare-

basalt source. This relationship is the foundation to notions that the crust may be the result of plagioclase floatation from a large magma chamber (LMO). Numerous models of the differentiation of the Moon involve an initial state in which the outer few hundred kilometers were totally molten. These models can adequately describe the anorthositic crust and the constant enriched incompatible-element signature of KREEP, the residual liquid from the LMO differentiation event" (KREEP is an abbreviation for potassium [K], rare earth element [REE], and phosphorous [P] enriched materials).

This means that if the alleged Eu anomaly does not exist or its origin is incorrectly explained, the plagioclase floatation model for the lunar anorthositic crust needs revision and the LMO model needs reconsidering accordingly. Indeed, the straightforward explanation for the negative Eu anomaly (i.e., $\text{Eu}/\text{Eu}^* < 1$; $\text{Eu}/\text{Eu}^* = \text{Eu}_N/[\text{Sm}_N \times \text{Gd}_N]^{0.5}$, where $_N$ denotes chondrite-normalized values) in the mare basalts is plagioclase fractionation as manifested by plagioclase microphenocrysts in lunar hand specimens (O'Hara et al., 1974) and experimental demonstrations (see above). However, since 1971, much of the lunar community has excluded low-pressure gabbroic fractionation as the cause of the negative Eu anomalies in the mare basalts, but insisted that the negative Eu anomalies were inherited from the mare mantle source, which is the cumulate from the LMO and whose negative Eu anomalies are complemented by plagioclase floating in the LMO to form the anorthositic upper crust (e.g., Grove, and Krawczynski, 2009; also in Jolliff et al., 2006).

THE PREVAILING LUNAR MAGMA OCEAN (LMO) HYPOTHESIS AND ITS VALIDITY

The LMO hypothesis has been widely perceived as the central theory for lunar petrogenesis. As stated above, the motivation for the LMO hypothesis was simply the need for an environment in which volumetrically significant plagioclase can be crystallized and float in such an LMO to form the lunar highland crust with a positive Eu anomaly (i.e., $\text{Eu}/\text{Eu}^* > 1$). Meanwhile, the LMO would precipitate the mafic cumulate whose partial melting imparts the negative Eu anomaly (i.e., $\text{Eu}/\text{Eu}^* < 1$) in the mare basalts. The latter interpretation has been admitted in *NVOTM* (Jolliff et al., 2006) to be the sole explanation for the negative Eu anomaly in the mare basalts.

The LMO hypothesis has two testable predictions: (1) there should be a prominent positive Eu (and Sr; see below) anomaly (point F above) in the average lunar crust composition by 3.9 Ga, when mare basalts were sampling the lunar mantle—however, this is shown not to be the case (O'Hara 2000); (2) low mass fraction re-melting products of cumulates, which were precipitated at high pressure from plagioclase-saturated magmas, *must* have plagioclase as an early crystallizing phase at low pressure—yet the alleged primary magmas from the LMO never have plagioclase as an early crystallizing phase at any pressure (see Grove and Krawczynski, 2009). These observations and reasoning question the validity of the LMO hypothesis (see below).

LATEST STATEMENTS OF THE LUNAR COMMUNITY

A comprehensive review by Neal (2009) and a collection of state-of-the-art views on lunar petrogenesis in an issue of the journal *Elements* titled “Scientific Exploration of the Moon” led by Delano (2009) continued to advocate the LMO idea as well as supportive assumptions, while neglecting issues and alternative interpretations in the literature as reviewed above. Also, in places of allocating priority for some observations (i.e., the senior author’s original work), references were rather selective, perhaps because the alternative interpretations differed from the standard models, although this is not a scientifically acceptable practice. In any case, we welcome balanced and objective discussion toward a genuine understanding of the working of the Moon.

The LMO Hypothesis Remains a To-Be-Tested Hypothesis

Delano (2009, p. 12) stated: “The ferroan anorthosites are likely to have been formed during the global magma-ocean event associated with the Moon’s rapid accretion. Plagioclase flotation in that magma ocean is widely considered to have been part of the process that led to the formation of the ferroan anorthosites at ~4450 Ma. The magnesian and alkali suites were formed later, but prior to ~3800 Ma, by later melting of cumulates formed during the magma-ocean event.” While this summary statement, like that of Day (2006) (see above), is useful, it treats LMO hypothesis as fact, which it is not, but remains an assumption and a hypothesis to be tested. Taylor (2009) reiterated the prevailing view that the negative Eu anomaly in the mare basalts resulted from melting of the lunar mantle of cumulate origin produced by the hypothetical magma ocean and plagioclase flotation. He emphasized (p. 21): “While we do not understand all the processes that could have operated in such a huge magma system, it seems clear that the magma ocean set the stage for all subsequent magmatic activity on the Moon”. Grove and Krawczynski (2009) showed the LMO in the form of cartoons as the most effective model to explain lunar petrogenesis.

We should emphasize that the “dry moon” assumption has failed because of the confirmation of a volatile-bearing (if not volatile-rich) Moon (e.g., O’Hara et al., 1970a, 1970b; O’Hara, 1972, 2000) by recent studies (e.g., Saal et al., 2008; Liu et al., 2012; Hui et al., 2013). It follows that the giant-impact hypothesis is in doubt, as there would be otherwise no (or almost no) volatiles left. It follows still that if the giant-impact hypothesis needs reconsideration, then the LMO hypothesis also needs reconsideration because of inadequate energy for global melting.

The Primary Magma Interpretation for Mare Basalts Remains an Assumption-Based Speculation

Delano (2009) stated that mare basalts are of primary magma and of flood basalt origin without explaining that these are only favored assumptions. Grove and Krawczynski (2009) identified

the situation highlighted in point E above that suffers from the same “primary magma” problem. We emphasize that the first drop of melt produced on reheating of an assemblage of minerals that originally precipitated from a plagioclase-saturated liquid *must* itself be plagioclase saturated, regardless of whether the plagioclase crystals originally present are still there or not (see below). This assertion needs qualifying considerations, hence we use the wording in point E: “... those ‘primary magmas’ should have plagioclase *on their liquidus at the relevant high pressures*, but they do not.” This phase equilibrium reasoning requires serious testing of whether the source rocks of the mare basalts are indeed LMO cumulate after plagioclase removal.

Evidence for Non-Primary Lunar Mare Basalts versus the Standard Primary Magma Model

Delano (2009) and Grove and Krawczynski (2009) gave credit only to Ringwood and Essene (1970) for the low-pressure phase equilibria in Apollo 11 basalts. In fact, the latter authors reported only results for a single synthetic composition matching the hand-specimen average composition run in iron capsules at unknown oxygen fugacities. On the other hand, O’Hara et al. (1970a) reported six results at the controlled oxygen fugacity of the iron-wüstite buffer for natural sample 10017 (hand specimen) and five results for sample 10084 (regolith). O’Hara et al. (1970a, 1970b) correctly established an ulvöspinel liquidus above 1202 °C, olivine and ilmenite entry between 1188 and 1162 °C, plagioclase entry between 1133 and 1099 °C, and solidus close to 1070 °C in 10017, and a plagioclase liquidus above 1188 °C and solidus close to 1100 °C in 10084 (with liquidus-solidus intervals of >130 °C and ~100 °C, respectively).

All the above, in addition to results for 13 synthetic analogue samples at two controlled oxygen fugacities, established that the Apollo 11 basaltic compositions lay close to those of low-pressure cotectic liquids saturated simultaneously with ulvöspinel, ilmenite, pseudobrookite (armalcolite), olivine, clinopyroxene, pigeonite, and plagioclase at a temperature of $\sim 1115 \pm 15$ °C. These observations demonstrated convincingly that Apollo 11 samples do not represent primary magmas, but cotectic compositions resulting from extensive low-pressure fractional crystallization (O’Hara et al., 1970a, 1970b). Walker et al. (1974) confirmed the experimental work of O’Hara et al. (1970a, 1970b) for a near-cotectic relationship for these compositions, yet Ringwood and Essene (1970) preferred the cotectic compositions to be of low-pressure primary magmas derived from mantle compositions of olivine pyroxenite without fractional or equilibrium crystallization.

We should note the potential experimental problems in studying the lunar samples. The O’Hara laboratory in Edinburgh was the *only* principal investigator group appointed to carry out experiments on Apollo 11 natural samples prior to that mission, although several other workers both within and outside the Apollo scientific program made enthusiastic competitive attempts to explore the phase equilibria, each in their own synthetic analogue of the average Apollo 11

basalt hand-specimen composition published by the Lunar Sample Preliminary Examination Team (LSPET, 1972; all given in Heiken et al., 1991), yet most of them were unaware of the experimental difficulties. O'Hara (2000) gave a thorough review of phase equilibria concerning the above, relevant to lunar high-TiO₂ basalt, oxygen fugacity values achieved in experiments in iron capsules such as those reported by Ringwood and Essene (1970), and their effects on charge composition and observed phase equilibria (also see Ford et al., 1972, their figures 4, 5) including multiple saturation, as well as providing a thorough evaluation of the minor extent of side effects in the molybdenum capsule technique when properly employed.

Selective Citations of Preferred Interpretations and Additional Evidence for Non-Primary Lunar Mare Basalts

Grove and Krawczynski (2009, p. 30) allocated credit for determination of phase equilibria in mare basalts at higher pressures exclusively to one laboratory, stating: "Experimental studies of the melting relations at high pressure and high temperature of the Apollo 11 (Ringwood and Essene 1970) and Apollo 12 (Green et al., 1971) lavas showed that Mg-Fe silicates were the first minerals to crystallize when the mare basalt cooled to its liquidus. At low pressures, olivine was the first liquidus phase, and at higher pressures, pyroxene was the first phase to crystallize." As noted above, Ringwood and Essene (1970) did not use natural samples, while O'Hara et al. (1970b; their table 1 and figure 1) provided data for 28 runs on mare basalt 10017 and 33 runs on regolith 10084 at pressures ranging from 0.2 to 3.7 GPa which revealed a more complicated situation than conveyed in the quoted text, yet this comprehensive and careful earlier work by the senior author is ignored. High-TiO₂ basalt hand-specimen 10017.51 had a TiO₂-rich oxide phase on the liquidus (O'Hara et al., 1970a) at low pressure, joined by olivine then by clinopyroxene and finally by plagioclase as olivine was resorbed, forming an ilmenite-gabbro assemblage. Increasing pressure toward that of ~200 km depth in the Moon caused clinopyroxene to crystallize at higher temperatures with the olivine field suppressed. At depths greater than ~200 km, clinopyroxene was the first liquidus phase. As a candidate for primary magma status, sample 10017.51 would require extraction from an ilmenite clinopyroxene mantle source at 200 km, 1230 °C, or titaniferous clinopyroxenite at greater depths, but never an olivine pyroxenite. Plagioclase was never encountered close to the liquidus in this composition, and the phase diagram illustrates the expansion of the clinopyroxene liquidus field at the expense of the plagioclase and Ti-oxide fields with increasing pressure. These relationships demonstrate that liquids produced by small mass fractions of partial melting of originally plagioclase-, olivine-, and ilmenite-saturated cumulates are richer than 10017.51 in potential plagioclase, ilmenite (at depths greater than 200 km), and olivine and poorer in clinopyroxene.

Grove and Krawczynski (2009, p. 30) continued: "Plagioclase should be on the liquidus if it was present in the source region during the melting event, as the Eu anomaly seemed to

indicate, yet olivine and pyroxene were the only high-pressure liquidus phases. This evidence strengthened the arguments that the Eu-rich lunar crust was involved in a Moon-wide melting and differentiation event. Thus, the source of the mare lavas was composed of minerals that had been in equilibrium with plagioclase when they crystallized and had inherited their negative Eu anomaly from this prior magma-ocean-processing event." Obviously, this long-held preconception on the LMO assumes mare basalts to be primary magmas while neglecting evidence for their non-primary magma nature as expected and as demonstrated experimentally (O'Hara et al., 1970a, 1970b; O'Hara, 1972, 2000; Walker et al., 1974).

We should also clarify further the significance of multiple saturation. O'Hara (2000; see p. 1555 and notes 99–102 on p. 1606) identified a problem regarding lunar picritic glasses. If these glasses represented primary magmas, they would define a hot, supra-adiabatic thermal gradient persisting until late in mare volcanic history in a putative cumulate mantle which would have been gravitationally unstable throughout. More generally, O'Hara and Herzberg (2002, p. 2176) observed: "There is nothing special about the simultaneous appearance of olivine and orthopyroxene on the liquidus of a primitive basaltic composition. It is a necessary, but not sufficient, condition to support the argument that a particular composition is a primary magma produced by equilibrium (batch) melting of a harzburgite residue at a particular pressure and temperature." Boninite liquids with both olivine and orthopyroxene as the common liquidus phases are the best terrestrial examples of partial melting of a harzburgite source (Niu, 2005). Another problem is the control of composition, for which Grove and Krawczynski (2009) indicated the significance of oxygen fugacity, which is likely to be true, but there are likely greater variations in source compositions to be considered (Friedman et al., 2009).

Summary

The *LMO hypothesis* is the very center of all aspects of lunar petrogenesis. The giant impact may have led to whole moon-scale melting and LMO formation. Flotation of plagioclase crystallized from the LMO formed the anorthositic lunar highlands. The LMO also precipitated dense mafic cumulate to form the lunar mantle, whose later re-melting produced mare basalts. Because Eu, relative to other REEs, is compatible in plagioclase, the anorthositic lunar highlands thus have a significant positive Eu anomaly. As a result, the lunar mantle of cumulate origin from the LMO is expected to have a negative Eu anomaly, which as the source of the lunar mare basalts would have imparted the negative Eu anomaly in the mare basalts. While this interpretation seems reasonable, it has a hidden assumption that all the mare basalts are *primary magmas* without undergoing any modification once produced. The validity of the LMO hypothesis needs testing, and the primary lunar mare magma assumption needs verifying also. While anorthositic rocks are expected to have a positive Eu anomaly, whether the lunar anorthositic highland upper crust has

a strong positive Eu anomaly needs examination. If one of the above is proven to be questionable, the whole “established” lunar petrogenesis model needs reconsideration. Furthermore, if the “dry moon” assumption fails, the impact hypothesis for the origin of the moon fails also. As a result, the LMO fails accordingly. There is no doubt that magmas can preserve some source characteristics (Niu and O’Hara, 2008), but this is not proof that the erupted mare basalts are primary magmas that did not undergo cooling and modification during ascent. We have noted for a long time that primary magmas do not exist in nature and can only be found in experimental charges (Niu, 2005). In fact, cooling-induced magma evolution and magma chamber processes, especially at low pressure, dominate the compositional characteristics of basaltic lavas on Earth, and also of the mare basalts (O’Hara, 1977, 2000; Walker et al., 1979; O’Hara and Herzberg, 2002; Niu and O’Hara, 2008), as discussed above and furthermore below.

LUNAR SURFACE COMPOSITIONS: RETURNED SAMPLES, METEORITES, AND REMOTE SENSING COMPOSITIONS AND THE INSIGHTS THEY OFFER

Returned lunar samples are direct materials for studying the petrogenesis of lunar rocks and the composition and evolution of the Moon, but such materials are rare, and whether they represent compositions of the morphological features sampled or very localized phenomena remains unknown. Hence, their significance is subject to interpretation and speculation. Therefore, indirect means to measure lunar surface chemical compositions on a global scale, such as remote sensing, become essential and more objective in correlating chemical compositions with lunar surface morphological features despite some uncertainties (see assumptions below).

Remote sensing of the lunar surface and upper crust has been provided by photogrammetry, laser altimetry, radar sounding, seismic studies, gravity measurements, reflectance studies in the infrared to ultraviolet, and X-ray, gamma-ray, and neutron spectrometry. Data have been obtained from earth-based telescopes, orbiting Apollo command modules, and the Mariner 10, Galileo, Clementine, and Lunar Prospector spacecraft. The geochemical data measure the local surface regolith composition and are calibrated against returned regolith samples from nine sampling sites (ground truthing). *NVOTM* (Jolliff et al., 2006) provides an in-depth consideration of the many factors involved in the assessment of remote-sensing data on the composition of the lunar surface and subsurface.

Assumptions Relevant to Interpretation of Remote Sensing Data

The following assumptions have been applied in the literature in the interpretation of remote-sensing data on lunar surface and subsurface compositions:

Assumption 1: The earlier explicit assumption back in 1969 was that the hand specimens from Apollo 11 represent samples

of solidified primary magmas. Assumption 1 was later extended to the more mafic hand specimens from other mare landing sites.

Assumption 2: The regolith developed over the maria *is not* representative of the immediately underlying lava flows in order to support assumption 1 because the regoliths show systematic differences (documented since 1969) from “primary magmas” represented by mare hand specimens.

Assumption 3: The regolith developed over all highland regions *is truly* representative of the immediately underlying bedrock. This was required for the positive Eu anomaly that should exist in the anorthositic highland crust. Hand specimens from the highlands do have a positive Eu anomaly because of the anorthositic composition (e.g., Lucey et al., 2006), but the average lunar highland regolith does not, and actually has a small negative Eu anomaly (O’Hara, 2000; also see below).

Assumption 4: This is revised from assumption 3 and states that the regolith developed over all highland regions *is not representative* of the underlying lunar crust—which permits the further model-saving assumption 5.

Assumption 5: The requisite positive Eu anomaly must still be present at some depth within the crust, but is beyond detection.

Assumption 4 is consistent with assumption 2 in that hand specimens, whether collected from the maria or highlands, do not represent the mean compositions of the surface or the underlying strata. Assumption 2 is valid only if the relatively feldspathic nature of the mare regoliths is due to vertical mixing of underlying highland crustal material into the surface regoliths.

With all the observations considered, a revised assumption is needed, assumption 3*: Regolith compositions everywhere are dominated by immediately underlying bedrock, with both lateral and vertical mixing possible but limited (Cahill et al., 2009).

Lunar Surface Composition and the LMO Hypothesis

Magma oceans could have once existed on Earth and the Moon if the Moon were indeed formed as a result of a Mars-size planet impact with the proto-Earth because of enormous energies involved (e.g., Brandon, 2007). Because the LMO remains a hypothesis to be tested, it is logical to examine the cornerstone assumptions for the LMO hypothesis. As summarized by Day (2006; see above), the proposal for the LMO arose from the need to explain the compositional differences of returned lunar materials between the anorthositic lunar highlands and the basaltic lunar maria (e.g., Wood et al., 1970). If a global LMO existed in the very early history of the Moon, the buoyant plagioclase crystals would have floated to form the anorthositic highland crust with a strong Eu anomaly. The dense mafic minerals would have sunk to form the cumulate mantle with a negative Eu anomaly. Re-melting of this cumulate mantle later would have produced the mare basalts with inherited negative Eu anomaly. The incompatible-element highly enriched KREEP samples would be interpreted as resulting from protracted fractional crystallization. These are illustrated in the “whole-Moon” normalized REE pattern diagram (Fig. 1). Obviously, the LMO hypothesis offered a

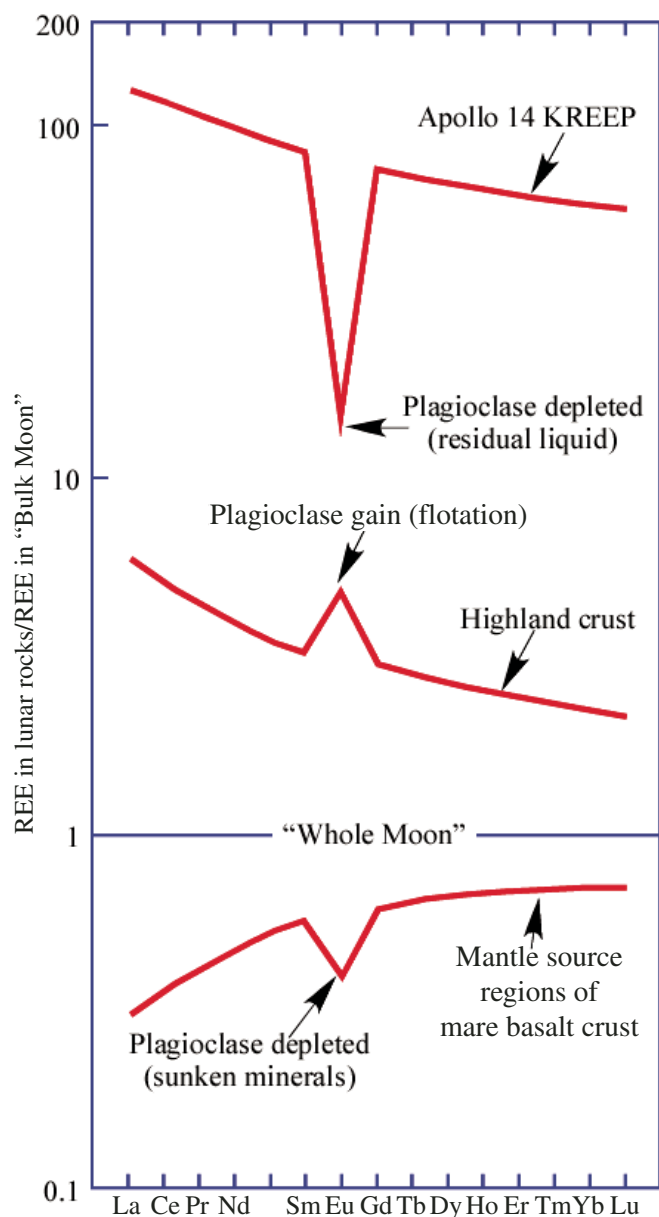


Figure 1. Lunar magma ocean (LMO) model explained in a rare earth element (REE) pattern diagram. Plagioclase flotation in the LMO produced the anorthositic lunar highlands with $\text{Eu}/\text{Eu}^* > 1$ ($\text{Eu}/\text{Eu}^* = \text{Eu}_N / [\text{Sm}_N \times \text{Gd}_N]^{0.5}$, where $_N$ denotes chondrite-normalized values), and the mafic cumulate sank in the mantle as the source for the mare basalts with a complementary $\text{Eu}/\text{Eu}^* < 1$. KREEP represents widespread yet volumetrically insignificant and highly evolved (with significant plagioclase removal) residual melts enriched in K, REEs, P (hence, KREEP), and other incompatible elements. (After Taylor, 1982.)

convenient explanation for the lunar petrology and geochemistry on returned lunar samples, but what could have caused the formation of the LMO? A giant planetary impact was assumed to have created the LMO (see Wood, 1972; Halliday, 2000; Brandon, 2007). Hence, what we know about the petrogenesis of Moon

rocks is a chain of assumptions with the objective of interpreting the observations, starting from lunar surface compositions. The question is whether the observations are all valid and whether the interpretations are unique. We can examine the available lunar data on returned samples and global lunar remote-sensing data.

Basic Observations

Figure 2 compares, in terms of REEs, returned samples from lunar highlands and maria using the highland ferroan anorthosite (FAN) and KREEP as extreme references. It is apparent that Eu/Eu^* increases with decreasing overall abundances of non-Eu REEs.

Figure 3 shows that the comprehensively representative 21 lunar surface samples (soils) from nine Apollo and Luna sites (from the compilation by Lucey et al. [2006]) altogether manifest: (1) rather similar flat incompatible trace element patterns; (2) varying abundance levels; (3) the characteristic depletion (or negative anomalies) of Rb, K, Sr, P, and Eu (also Cs, not shown) compared with Earth rocks; and (4) a lack of significant fractionation of more incompatible elements (toward the left) from less incompatible elements (toward the right).

If these lunar surface samples are indeed magmatic products, then lunar magmatism differs significantly from Earth magmatism. The following are possible explanations for the data in Figure 3:

- (1) The characteristic depletion of Sr and Eu could be due to plagioclase fractionation (see Niu and O'Hara, 2009; also see below).
- (2) The lunar mantle may be characteristically depleted in Rb, K, P, and Cs relative to their adjacent incompatible elements.
- (3) The elevated abundance levels (vertical variation) for a given element is apparently consistent with varying extent of fractional crystallization (e.g., Niu and O'Hara, 2009).
- (4) Compared to Earth rocks, the rather insignificant inter-elemental variation of incompatible element abundances as a function of increasing incompatibility (from right to left) may suggest a relatively uniform lunar mantle source composition with little variation in relative extent of melting.
- (5) The varying incompatible element abundances may also suggest "magma mixing" between highly evolved KREEP-like melts enriched in incompatible elements with anorthosite-like cumulate depleted in incompatible elements.
- (6) The mixing mentioned in point 5 above could be "mechanical" mixing (see below).

Figure 4 confirms the above notion that lunar magmatism differs from Earth magmatism. The significant positive linear correlations of REEs (e.g., Ce) with all other incompatible elements mean that they are similarly incompatible during their magmatic petrogenesis. Source heterogeneity and varying extent of melting can be ruled out as the cause of the observed lunar surface compositions as shown in Figure 3 because of the largely sub-parallel patterns if we assume that the elemental behavior (e.g., the relative incompatibility of elements) during lunar magmatism is the

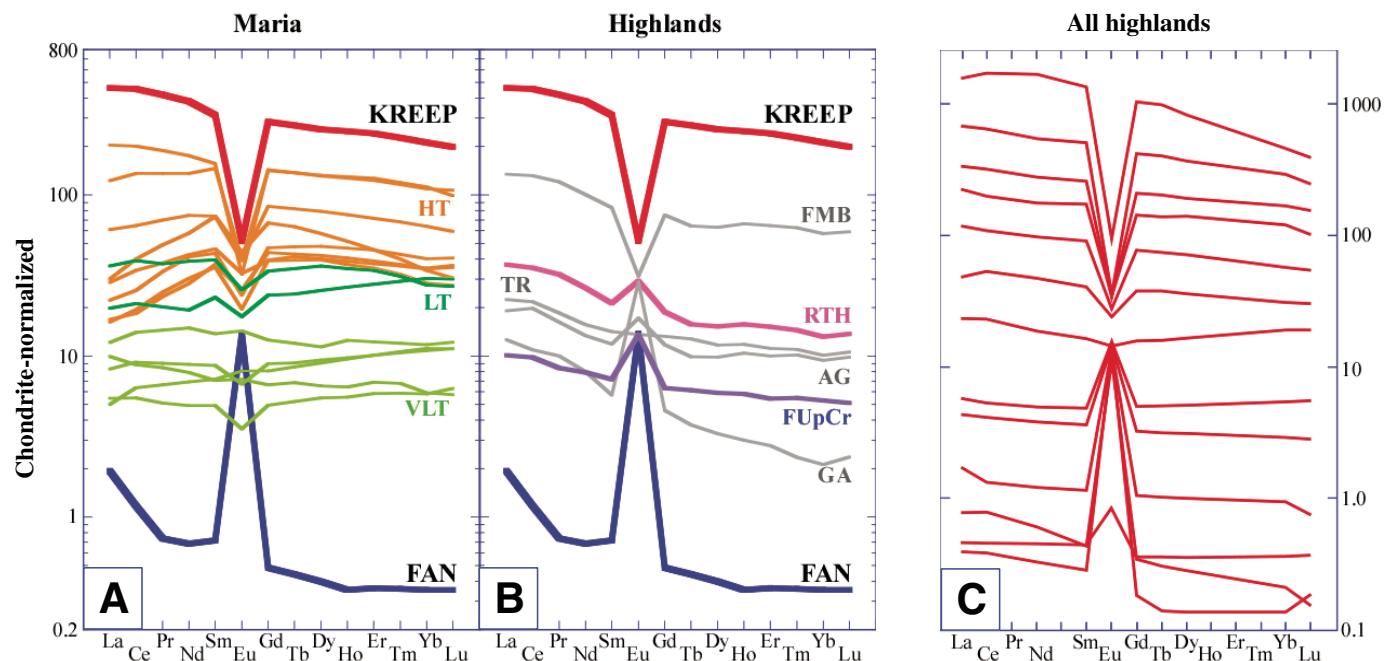


Figure 2. (A,B) Chondrite-normalized rare earth element (REE) diagrams for representative returned samples from both maria and lunar highlands using average highland ferroan anorthosite (FAN) and KREEP (abbreviations for K, Rare Earth Elements, P, and other incompatible elements—enriched materials) as the enriched end members. For maria samples: HT—high-Ti basalts; LT—low-Ti basalts; VLT—very low-Ti basalts. For highlands samples: FMB—low-K Fra Mauro basalt; RTH—average highland composition by Ross Taylor (1975); TR—troctolite; AG—anorthositic gabbro; FUpCr—feldspathic upper crust; GA—gabbroic anorthosite. Data from Taylor (1975), Papike et al. (1997), Lucey et al. (2006), and Saal et al. (2008). (C) Series of samples from the lunar highlands with hugely varying abundances of REEs (but Eu) (Heiken et al., 1991), in which there is an apparent inverse correlation of Eu/Eu^* values with increasing non-Eu REE (and all other incompatible element) abundances. Chondrite normalization values are from Sun and McDonough (1989).

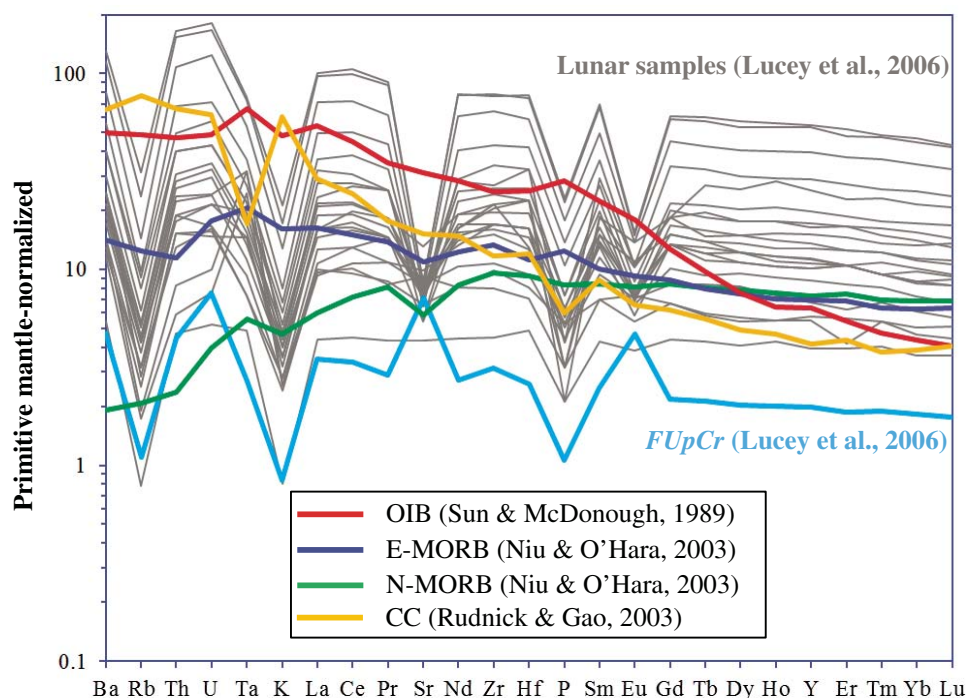


Figure 3. Earth's primitive mantle (Sun and McDonough, 1989)—normalized incompatible element abundances of comprehensively representative lunar surface samples (soils and regoliths) on Apollo and Luna sites summarized by Lucey et al. (2006), plus the model composition of feldspathic upper highland crust (FUpCr; Lucey et al., 2006). The Earth's average ocean island basalts (OIB), enriched E-type and depleted N-type mid-ocean ridge basalts (MORB), and bulk continental crust (CC) are plotted for comparison. If the lunar surface samples (SiO_2 , 38.7–47.7 wt%; TiO_2 , 0.49–9.6 wt%; Al_2O_3 , 6.5–28.7 wt%; FeO , 4.14–22.3 wt%; MgO , 4.6–14.5 wt%; CaO , 7.5–16.4 wt%) do represent magmatic products, then lunar magmatism differs significantly from magmatism on Earth (see text for discussion).

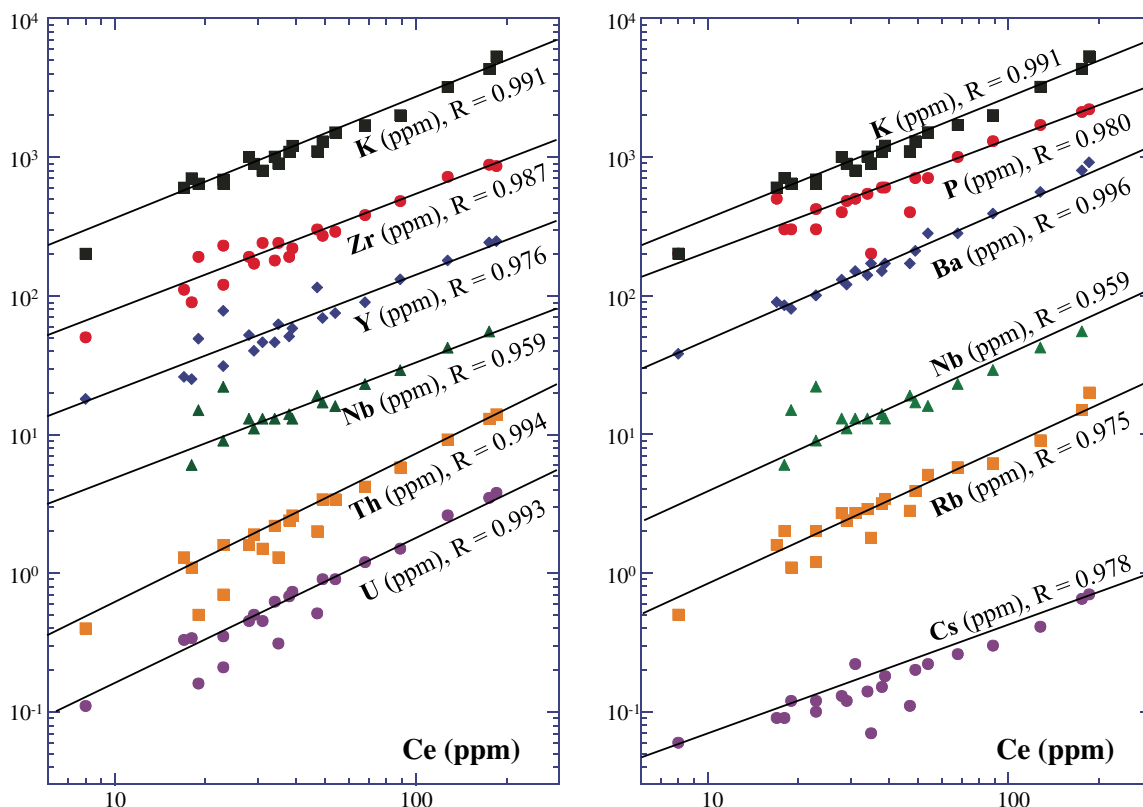


Figure 4. Linearly correlated variation of rare earth elements (REEs) such as Ce with other incompatible element (Ba, Rb, Cs, Th, U, Nb, K, Zr, Y, and P) abundances of lunar regolith samples of Apollo and Luna sites (Lucey et al., 2006). In Earth magmatism, these elements have varying incompatibility (i.e., increasing incompatibility from right to left in Fig. 3), but these same elements of the lunar samples show essentially the same incompatibility with varying levels of enrichment (Fig. 3) and parallel correlated linear variations. This rules out lunar mantle source heterogeneity and varying extent of melting as the cause of the variation (based on Fig. 3 alone), but is consistent with varying extent of fractional crystallization and/or with simple mixing of enriched KREEP-like melt and depleted anorthositic cumulate.

same as or similar to that of Earth magmatism if the source mineralogy is similar. Varying degree of fractional crystallization, which can explain the elevated incompatible element abundance levels, can also be ruled out as the cause because this abundance variation is uncorrelated with major elements (see below). It is important to note that compared to Earth rocks, K, P, Rb, and Cs in lunar samples are highly depleted or have “negative” anomalies (Fig. 3), yet these elements show similar incompatibility to all other incompatible elements as manifested by the similarly significant linear correlations (Fig. 4). That is, the depleted signature of these elements could be interpreted as inherited from a lunar mantle source that differs significantly from the Earth’s mantle. This conclusion is of far-reaching significance. However, caution is necessary for such a conclusion before we actually understand the significance of Figures 3 and 4. As will be clear later, the best explanation for the data is more like a “mechanical” “magma mixing” between a highly enriched KREEP-like melt with highly depleted anorthosite or depleted mafic cumulate (see below).

The Significance of Eu Anomalies

Because the presence of a substantial positive Eu anomaly in the average pre-3.9 Ga lunar highland crust is the cornerstone of the “established” lunar petrogenesis model (see above), it is important to examine the issue of the Eu anomaly.

On the basis of the returned samples (both highland anorthositic and mare basaltic rocks) from a number of sites, Korotev and Haskin (1988) demonstrated that the Eu anomaly can be well estimated by using Sm, Eu, and Th concentrations and by correlating Sm/Eu ratios with Th. They then obtained a mean Th value of 0.91 ppm for the highlands surface crust via the orbiting gamma-ray experiments. The mean concentration of Sm in the lunar surface crust was found to be between 2 and 3 ppm, and that of Eu between 0.7 and 1.2 ppm. The results indicate that there is no significant enrichment or depletion of Eu, compared to Sm, relative to chondritic abundances; i.e., there is no significant “Eu anomaly” in average highland upper crust, contrary to predictions by some earlier studies (see O’Hara [2000, 2004] for review).

We apply a more robust method to evaluate Eu/Eu^* values of lunar samples, shown in Figure 5, where the representative soil samples are from all Apollo and Luna sites (red dots) and lunar highland samples are reported in the Lunar Sourcebook (Heiken et al., 1991) (thick blue line). Both show a statistically significant power-law relation for Th content and Eu/Eu^* . Clearly, $\text{Th} < \sim 0.7$ ppm when $\text{Eu}/\text{Eu}^* > 1$, whereas $\text{Th} > \sim 0.7$ ppm when $\text{Eu}/\text{Eu}^* < 1$. Because all of these samples indeed represent the lunar surface material, we can objectively state that the lunar surface area (if not volume), especially the lunar highlands, with a positive Eu anomaly is rather limited. In fact, O'Hara (2000, 2004) noted the association of a positive Eu anomaly with lunar highland anorthosite samples, but demonstrated no such positive Eu anomaly present for the lunar highland crust as a whole. If anything, there is a negative anomaly.

Figure 6 shows the frequency of Th concentrations from gamma-ray spectrometry (GRS) for the whole lunar surface. Conspicuously, on a global scale the lunar surface area with $\text{Th} < 0.7\text{--}0.8$ ppm is rather small, probably $< \sim 1\%$. That is, the lunar surface area (rocks and regoliths) with a positive Eu anomaly is areally $< 1\%$ (Fig. 5). Without doubt, the plagioclase-rich rocks

like the varying types of anorthosite must have a positive Eu anomaly (Fig. 2; also see Niu and O'Hara, 2009). However, the data (Figs. 5, 6) indicate that the lunar highlands, although areally expansive and claimed to be dominated by anorthositic rocks, must have on average a *negative*, not positive, Eu anomaly. Hence, hypotheses based on a positive Eu anomaly for the lunar highlands are questionable, including the plagioclase flotation hypothesis, and hence the prevailing LMO hypothesis.

In the context of this discussion, Korotev (2005) dismissed the argument of O'Hara (2000, 2001b) as misconstrued, but the argument is straightforward. If the lunar mantle sources of Apollo 11, 12, 15, and 17 basalts had a negative Eu anomaly at 3.9–3.5 Ga and there is no positive Eu anomaly in the average pre-mare crust, where is the compensating reservoir with a positive Eu anomaly? If the truly anorthositic portion of the lunar highland crust is all that remains of the “original” plagioclase

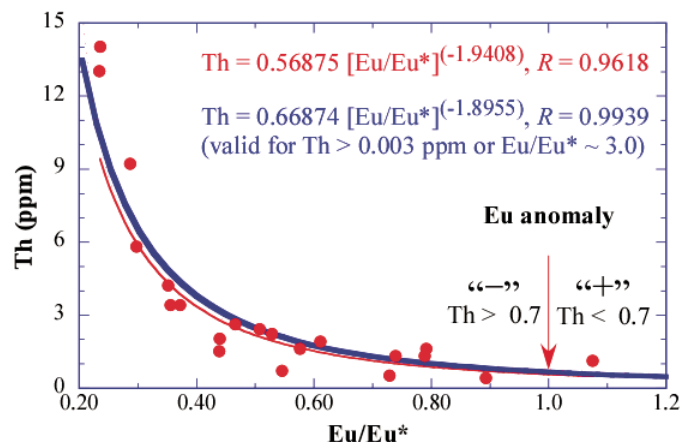


Figure 5. From the panel of Figure 2 showing lunar highland samples, it is clear that there is an apparent correlation between incompatible element abundances (like non-Eu rare earth elements and all other incompatible elements shown in Fig. 4) with Eu anomalies. This is in fact seen in this figure in samples from both the highlands and maria as manifested by the curved inverse correlation of Th abundances and Eu anomalies, in regolith samples from all the Apollo sites and Luna sites (Lucey et al., 2006) represented by the red dots as well as in highland rock chips (Heiken et al., 1991, their table 8.2) represented by the thick blue regression line. Both give a very similar power-law fitting. That is, on average, lunar samples (from both maria and highlands) with $\text{Th} > \sim 0.7$ ppm have a negative Eu anomaly (i.e., $\text{Eu}/\text{Eu}^* < 1$) and samples with $\text{Th} < \sim 0.7$ ppm have a positive Eu anomaly (i.e., $\text{Eu}/\text{Eu}^* > 1$). This is conceptually the same as the division of Th ~ 0.91 ppm as suggested by Korotev and Haskin (1988). It is thus clear that most lunar surface samples returned and studied have $\text{Eu}/\text{Eu}^* < 1$. If $\text{Eu}/\text{Eu}^* > 1$ indeed points to lunar anorthositic crust genetically resulting from plagioclase flotation in the lunar magma ocean, then such crust would be areally (if not volumetrically) rather insignificant, which may not be true (see text for discussion).

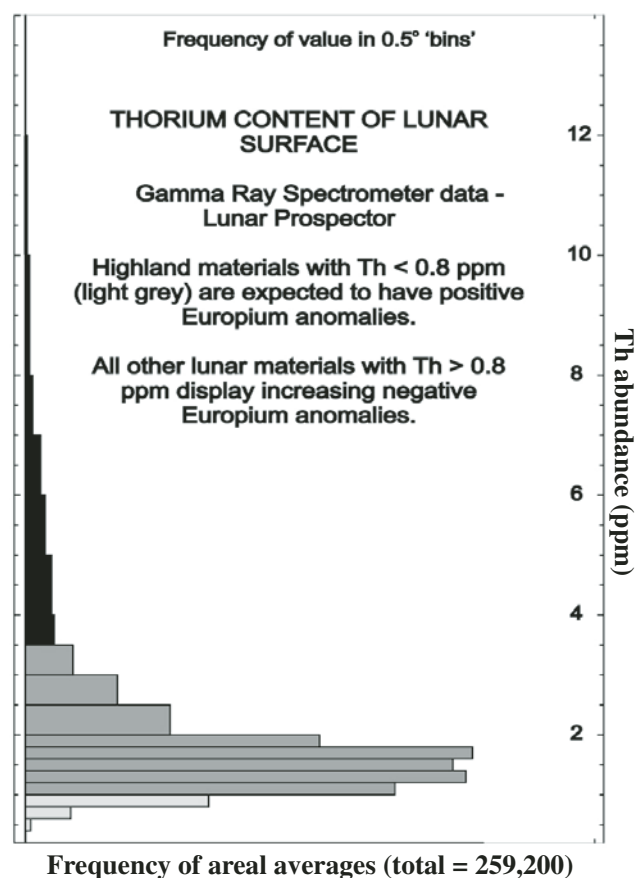


Figure 6. Frequency of Th concentrations from gamma-ray spectrometry for the whole lunar surface (see Elphic et al., 2000, their figure 7). The frequency of concentrations peaks close to 1.5 ppm, with a low frequency of values below 0.8 ppm at which a positive Eu anomaly can be expected. The black bars indicate KREEP-like materials with > 3.5 ppm Th. This histogram is based on 259,200 averages of the top ~ 0.3 m of regolith in areas of ~ 225 km², or ~ 135 metric tons of regolith averaged in each observation, ~ 32 trillion metric tons in total.

floatation crust, whence comes the vast mass of highly feldspathic pre-3.9 Ga highland materials with negative Eu anomalies? Because plagioclase is the least dense silicate mineral and its floatation is the central tenet of the LMO hypothesis (Wood et al., 1970), then the floating anorthosite must all be preserved on the surface. The farside lunar highlands have been considered to consist of the floating anorthosite (e.g., Taylor, 2009), yet this is inconsistent with the data in Figures 5 and 6 if we accept the assumption that plagioclase-rich rocks necessarily have a positive Eu anomaly. The returned FAN suite samples indeed have low Th < 0.15 ppm (Taylor, 2009) which favors the presence of a positive Eu anomaly, but the vast majority of the Lunar Prospector gamma-ray spectrometer (LP-GRS) data have Th > 0.7 ppm (Figs. 5 and 6; also see Taylor, 2009). Hence, from REE and Th data on returned samples and also global LP-GRS data, we cannot avoid the conclusion that the lunar highland crust has no positive Eu anomaly, which is highly paradoxical against the plagioclase floatation and LMO hypotheses.

The obvious paradox can be resolved by answering either or both of the following questions: (1) Is the anorthositic crust areally (or volumetrically?) rather small on the whole-Moon scale?; and (2) Does the anorthositic crust contain widespread KREEP-like material with a strong negative Eu anomaly? For the latter, is it possible that the KREEP-like material on the lunar highlands may be underestimated because of sampling bias yet objectively recognized through the LP-GRS remote-sensing method?

Insights from Sr and Major Element Data: Two- and Three-End-Member Mixing

If the Eu anomalies, whether positive or negative, in the lunar rocks are indeed caused by processes involving plagioclase accumulation or fractionation, then these anomalies should also be conspicuous for Sr too, because plagioclase is the single rock-forming silicate mineral that can effectively and simultaneously fractionate both Eu and Sr from otherwise similarly incompatible elements (Niu and O'Hara, 2009), i.e., Eu from Sm and Gd (Eu/Eu*, see definition above), and Sr from Pr and Nd [$\text{Sr}/\text{Sr}^* = \text{Sr}_N/(\text{Pr}_N \times \text{Nd}_N)^{0.5}$] (where $_N$ denotes chondrite-normalized values). Indeed, Niu and O'Hara (2009) demonstrated that Eu/Eu* and Sr/Sr* define a curvilinear trend in MORB melts as a straightforward consequence of plagioclase fractionation (Fig. 7) because both Eu/Eu* and Sr/Sr* in the evolving MORB melts also linearly and systematically decrease with decreasing MgO (see Niu and O'Hara, 2009, their figure 4). Figure 7 shows indeed that the lunar samples (Lucey et al., 2006; Saal et al., 2008) do define a significant linear trend that is most consistent with the effect of plagioclase by its addition (increasing Eu/Eu* and Sr/Sr* ratios) or subtraction (decreasing these two ratios). However, the linear trend differs from the plagioclase fractionation trend defined by MORB melts (Fig. 7), but is most consistent with a mixing trend.

From Figure 2, we can predict that if we consider Eu anomalies and REEs, one end member may be KREEP-like material highly enriched in incompatible elements (Fig. 3) including Th (Fig. 5) with a strong negative Eu anomaly (hence also negative

Sr anomaly with $\text{Sr}/\text{Sr}^* \ll 1$). The anorthositic cumulate rocks depleted in incompatible elements (Fig. 3), including Th, with a strong positive Eu anomaly (hence positive Sr anomaly with $\text{Sr}/\text{Sr}^* \gg 1$) would be the other end member. We should note that the constructed upper few kilometers (FUPCr) of typical feldspathic crust based on feldspathic lunar meteorites by Korotev et al. (2003) has very high Eu/Eu* (2.02) and Sr/Sr* (2.54), located remotely on the same trend linearly projected from the data. Hence, this FUPCr would be the ideal feldspathic end member (see Lucey et al., 2006). All of this analysis actually confirms that mixing between these two end members explains all the lunar *incompatible trace element data* presented in Figures 2–5 and 7. We should also note that the glass beads (melts) plot on the same mixing trend in Figure 7. The mixing could be melt-melt magma mixing or melt-rock assimilation-type mixing or mechanical mixing. However, having determined the likely two end members above, the mixing is most likely between the KREEP-like melt (with the lowest Sr/Sr* and Eu/Eu*) and the anorthositic (feldspathic) cumulate (with the highest Sr/Sr* and Eu/Eu*).

The major element compositions of these samples should provide insights into the true nature of such a two-component mixing interpretation. Figure 8 shows Al_2O_3 variation diagrams of major, minor, and trace elements as well as Sr/Sr* and Eu/Eu* anomaly ratios. We choose Al_2O_3 as the independent variable because it has the largest variation range (6.5–28.7 wt%) and because it is an effective indicator of the role of plagioclase. Hence, increasing Al_2O_3 means increasing the modal (or normative) plagioclase of the samples, which is consistent with its positive correlation with CaO, i.e., the Ca-rich anorthitic plagioclase. The significant inverse correlations of Al_2O_3 and CaO with FeO, MgO, and Cr_2O_3 (to some extent with Co and TiO_2) are consistent with the complementary relationship between plagioclase and mafic phases (olivine, pyroxenes plus minor Fe-Ti oxides and spinels) in these samples. With the exception of two samples, there is a positive correlation between Al_2O_3 and Ni, suggesting the possible effect of olivine and the anorthositic cumulate may be olivine-poor troctolite although we cannot rule out the effect of sulfides. This suggests the necessity that the lunar community with actual sample access should look into this observation.

From these major and minor element systematics, we can conclude that the lunar samples define a major element compositional continuum from Al_2O_3 + CaO poor to Al_2O_3 + CaO rich with complementary co-variation of MgO + FeO. This is mathematically a mixing relationship, but may not be so physically. The most logical geological explanation for such a compositional continuum is the mineralogical and lithological variation of the samples associated with their respective petrogenesis histories. For example, those with high Al_2O_3 + CaO (low MgO + FeO) are dominantly anorthositic rocks (e.g., characteristic of lunar highland crust) whereas those with low Al_2O_3 + CaO (high MgO + FeO) are largely basaltic rocks (e.g., characteristic of lunar mare crust). Not shown in Figure 8, SiO_2 varies accordingly but in a small range with complications by the KREEP samples (see below). Actually, all of the 21 representative samples are from six

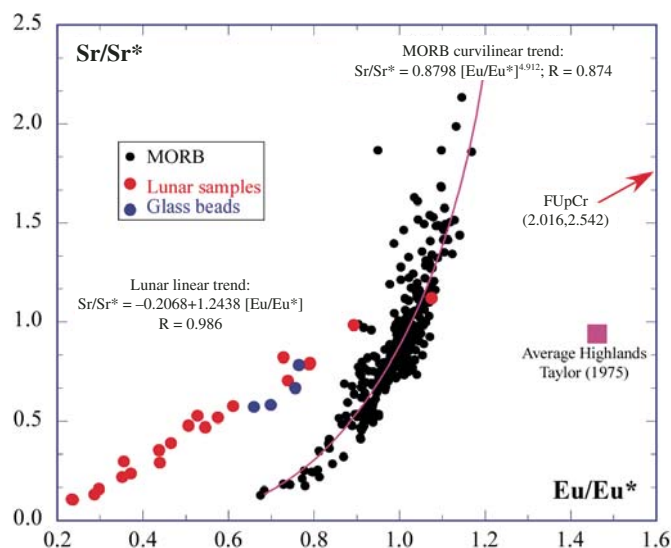


Figure 7. Comparison of the lunar samples (colored dots) and mid-ocean ridge basalt (MORB) samples (small solid black circles) in Eu/Eu^* versus Sr/Sr^* space. The MORB trend (Niu and O'Hara, 2009) simply results from cooling-induced fractional crystallization. That is, with cooling and decreasing MgO , MORB Eu/Eu^* and Sr/Sr^* decrease linearly because of plagioclase crystallization. Plagioclase is the single mineral that can effectively and simultaneously fractionate both Eu and Sr from otherwise similarly incompatible elements (Niu and O'Hara, 2009). In primitive MORB prior to plagioclase on the liquidus both $\text{Eu}/\text{Eu}^* > 1$ and $\text{Sr}/\text{Sr}^* > 1$, indicating that the Earth's MORB mantle must have an inherited positive anomaly (i.e., excess Eu versus Sm and Gd , and excess Sr relative to Pr and Nd). The significant linear correlation of Eu/Eu^* with Sr/Sr^* defined by the lunar samples (including glass beads from Saal et al. [2008]) points to the significant plagioclase effect in lunar petrogenesis. However, their trend differs from that of MORB crystallization, and is more consistent with a mixing trend between incompatible trace element-enriched samples with very low Eu/Eu^* and very low Sr/Sr^* and almost pure anorthositic rocks depleted in all of the incompatible elements with very high Eu/Eu^* and Sr/Sr^* such as FUpCr. The mixing can be (1) KREEP-like melt mixing with the anorthositic cumulate in varying proportions or (2) mechanical mixings between the two by near-surface processes.

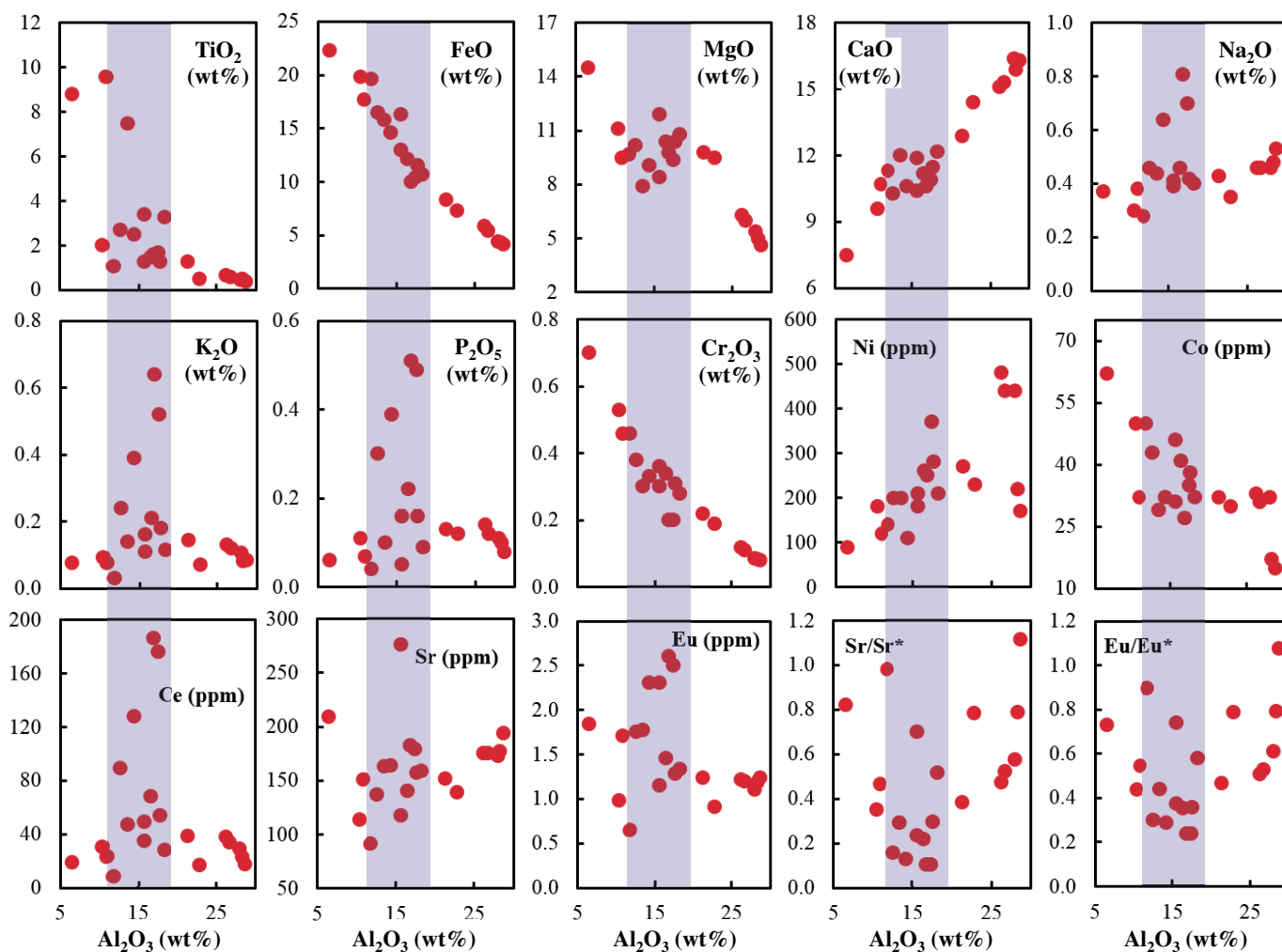


Figure 8. Al_2O_3 (in wt%) variation diagrams of major element oxides (TiO_2 , FeO , MgO , and CaO , in wt%), minor element oxides (Na_2O , K_2O , P_2O_5 , and Cr_2O_3 , in wt%), representative trace elements (Ni , Co , Ce , Sr , and Eu , in ppm), and Sr/Sr^* and Eu/Eu^* ratios of representative lunar surface samples (regoliths) from Apollo and Luna sites (Lucey et al., 2006). The gray bands highlight where the KREEP-like material is present, enriched in incompatible elements with stronger negative Sr and Eu anomalies.

Apollo sites and three Luna sites where both types and transitional rocks (or regoliths) exist (see Lucey et al., 2006). Hence, each of the samples represents a rock with its own petrogenesis history.

The complication added to the above two-end-member lithological mixing is manifested by the data (sample) clustering in $\text{CaO-Al}_2\text{O}_3$ and $\text{MgO-Al}_2\text{O}_3$ diagrams (Fig. 8). The data cluster (highlighted by gray bands in Fig. 8) in fact includes incompatible element-enriched KREEP-like samples with high K_2O , P_2O_5 , and Ce. These KREEP-like samples also have stronger negative Eu and Sr anomalies (lowest Sr/Sr^* and Eu/Eu^* ratios), a relationship that is very well expressed by the inverse Th versus Eu/Eu^* correlation in Figure 5. This relationship as discussed above (Figs. 2–5, 7) is mathematically a straightforward mixing relationship. The amount of the KREEP-like material involved in the mixing is likely volumetrically small enough to not affect the first-order two-end-member lithology trend, but has caused the elevated abundances of incompatible elements in Figure 8. Likewise, the high abundances of incompatible elements and the strongest negative Eu anomaly of this KREEP-like material (Fig. 2) dictate the Eu and Sr anomalies of the actual samples. That is, the greater the KREEP-like component in the sample, the higher the incompatible element abundances and the stronger the negative Eu (and Sr) anomalies (the smaller Eu/Eu^* and Sr/Sr^* ratios) in the sample as manifested in Figures 2–5 and 7. This is also apparent from the lack of Al_2O_3 correlation with Sr/Sr^* and Eu/Eu^* in Figure 8.

Note that we expect that samples with greater modal plagioclase should have higher Al_2O_3 (also high Ca) and thus higher Eu/Eu^* and Sr/Sr^* ratios, but such correlation is not obvious, and samples with low Al_2O_3 and CaO can have higher Eu/Eu^* and Sr/Sr^* (Fig. 8). Hence, it is the amount of the KREEP-like material component in the sample that determines the actual incompatible element abundances as well as the extent of negative Eu and Sr anomalies. In other words, the major element compositional spectrum of lunar samples is controlled by the lithological variation or modal mineralogy variation (i.e., plagioclase rich versus mafic pyroxene + olivine rich). However, the essentially random addition (mixed in) of KREEP-like material explains the compositional spectrum in terms of abundances of incompatible elements and the size of Eu and Sr anomalies. This is an important observation to which we advocate attention by the lunar scientific community.

Summary of the Significance of Eu and Sr Anomalies

The parallel REE (Fig. 2) and incompatible element (Fig. 3) abundance patterns suggest that the mixing may be simply addition (or subtraction) mathematically. That is, the lunar rocks, whether on the feldspathic highlands or in the basaltic maria, may have been to varying extent randomly contaminated by KREEP-like melt. This statement implies that the KREEP-like melt is necessarily youngest, younger than the existing highland and mare rocks (Taylor, 1975; Lucey et al., 2006), but this is unknown. It is possible that there is a widespread KREEP-like reservoir (melt or solid rock types in the lunar crust or mantle) that may have been involved in the petrogenesis of lunar high-

land and mare rocks. The point is that there is no obvious genetic relationship between this KREEP-like component and the lunar rocks in the obtained samples (see Lucey et al., 2006).

Following the foregoing discussion, it is the KREEP-like material and its amount that determine whether the contaminated lunar rocks, especially the highland rocks, can preserve the positive Eu (also Sr) anomaly, *not* an intrinsically high Eu/Eu^* (also high Sr/Sr^*) in the anorthositic highlands as widely thought. Hence, it now becomes straightforward why there is no positive Eu anomaly in the average lunar highlands (see Figs. 5, 6), as argued previously (O'Hara, 2000, 2004). It follows that all the hypotheses based on the assumption that the lunar highland crust has a positive Eu anomaly must be reexamined (see above).

On the basis of this strong argument alone, we cannot deny the possibility for the presence of the hypothetical LMO, but the very foundation for the LMO hypothesis is no longer valid. As a result, all other aspects of the lunar petrogenesis models built on the LMO hypothesis need reconsideration. Plagioclase-rich rocks necessarily have a positive Eu anomaly (also Sr anomaly). Hence, the model lunar highland crust FUpCr constructed based on lunar meteorites with abundant plagioclase (see Lucey et al., 2006) is expected to have very high positive Eu and Sr anomalies (Fig. 7). However, meteorites are physically strong coherent rock masses selectively sampled and landed on the Earth by nature and cannot represent the lunar surface rock composition because the lunar surface materials are largely regoliths. Materials that can better represent lunar surface rocks are returned samples, but only the remote-sensing data averaged over large areas are statistically more representative of the lunar crustal rocks if and only if the surface regoliths indeed represent the subsurface rocks and the crustal mass.

More Insights from Remote-Sensing Data and Lunar Surface Compositions

The greater the plagioclase content of the rocks, the lower must be the FeO and TiO_2 contents (see Fig. 8). The greater the feldspar content of the rocks, the higher will be their Al/Si ratio and Al_2O_3 and CaO contents. All of these parameters were measured by the LP-GRS. These parameters, individually and in combination, demonstrate the scarcity of significant areas of the lunar surface with feldspar contents as low as those of the *assumed* primary magmas. They also provide evidence of a negative (versus positive) Eu anomaly in the average lunar highland crust because the dominant lunar surface has $\text{Th} > 0.7$ ppm (see Figs. 5, 6).

Titanium: Mare Regolith TiO_2 Contents Are Much Lower than in Hand Specimens from Apollo 11 and 17, and May Never Exceed Those of Experimentally Produced Plagioclase- and Ilmenite-Saturated Basaltic Liquids at Low Pressure

The TiO_2 paradox can be resolved with a simple test of the validity of the first alleged lunar primary magmas. The first and last of the six Apollo landings returned high-Ti basalts, with

regoliths containing 8–9 wt% TiO_2 . Hand specimens from these two sites contained 12%–14% TiO_2 ; they were the first samples asserted to have “primary” magma compositions, and they are required to represent the average compositions of flood basalt flows (see O’Hara, 2000).

The Lunar Prospector data, however, indicate that there is relatively little high-Ti regolith material on the mare surfaces (Fig. 9), very little with TiO_2 contents higher than those of low-pressure plagioclase-saturated liquids (9%–11% TiO_2), and almost none with $\text{TiO}_2 > 12\%$. *NVOTM* (Jolliff et al., 2006) emphasizes the case that there are few areas of the lunar surface, and no returned soils, whose TiO_2 contents match those of the hand specimens or exceed those of the anticipated cotectic liquids. This observation is inconsistent with the hypothesis that the

Apollo 11 and 17 hand specimens are quenched samples of volumetrically significant primary magmas, or that they represent the average composition of extensive flood basalt magmas. Figure 9 demonstrates that the returned samples and lunar meteorites are representative not of the lunar surface materials (rocks or regoliths) as a whole, but rather of localized Fe–Ti–rich materials due to sampling bias compared to lunar compositions revealed by the global remote-sensing data (O’Hara 2000, 2001a). The observation can be explained as a straightforward consequence of fractional crystallization of basaltic parental magmas at a late stage (basaltic andesite stage; Niu et al., 2002; Niu, 2005; Lustrino, 2006; Stone and Niu, 2009), when Fe–Ti oxides reach the liquidus. For example, the well-known Panzhihua Fe–V–Ti ore deposit (ilmenite-pseudobrookite-titanomagnetite assemblage) in Sichuan, China, is of such origin (Niu, 2005), with the Ti reserve ranked the very top in the world; the parental basaltic magmas are part of the ca. 250 Ma large igneous province. Hence, we consider the Ti-rich hand specimens from Apollo 11 and 17 as cumulus-enriched samples whose biased sampling is natural as they differ from the rest of the regolith materials.

Iron: Very Little of the Mare Surface Has FeO As High As That of the Alleged Primary Basalt Magmas (Represented by the Hand Specimen Basalts)

Hand-specimen samples recovered by Apollo 12 and 15 were in their turn asserted to represent the compositions of primary magmas. These samples, containing 19%–22% FeO, would again be required in the “established” model to provide the average compositions of extensive flood basalts on the mare surfaces. Figure 10 demonstrates that this is not true—there is a peak in the frequency of values at 13–19 wt% FeO, most likely resulting from earlier plagioclase (versus pyroxene) crystallization and removal from the parental melts. If the picritic glass beads are advanced as the primary magmas, their contribution to the surface area is evidently small. Again, these FeO rich specimens can be the cumulus-rich materials of straightforward consequence of fractional crystallization of basaltic parental magmas, as above for Ti-rich specimens (see above in the context of Ti–Fe enrichment and mineralization). That is, they are cumulate from highly evolved basaltic melts at low pressure rather than primary magmas (see O’Hara, 2000).

Insights from Al_2O_3 versus FeO Space

There is strong negative correlation between Al_2O_3 and FeO (Fig. 8) in the samples returned by the Apollo 15 mission (Fig. 11). This high-resolution sampling of a low-Ti basalt surface confirms the generally feldspathic nature of the average target rock on the mare surfaces. A similar plot (Fig. 12) of LP-GRS results illustrates the global paucity of surfaces as rich in iron and poor in alumina as the putative low-Ti basalt primary magmas, or of surfaces feldspathic enough to be likely to display positive Eu anomalies. This correlation results from a data closure because of the mineralogical complementarity (Fig. 8), i.e., Al_2O_3 + CaO rich anorthositic rocks versus MgO + FeO rich

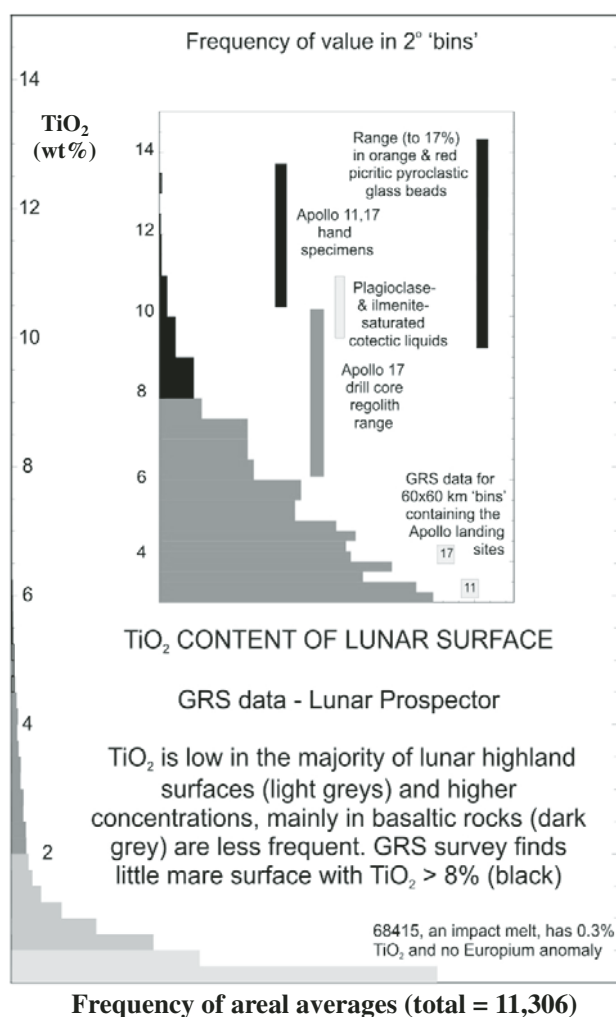


Figure 9. Frequency of concentrations of Ti (as TiO_2) determined by gamma-ray spectrometry (GRS) across the lunar surface. This figure is based on the 2° bin data set from Prettyman et al. (2006) where each of the 11,306 results represents an average TiO_2 content in ~2 billion metric tons of regolith. The inset is the close-up of the portion with $\text{TiO}_2 > 2$ wt% plus compositional range of returned samples and experimental data.

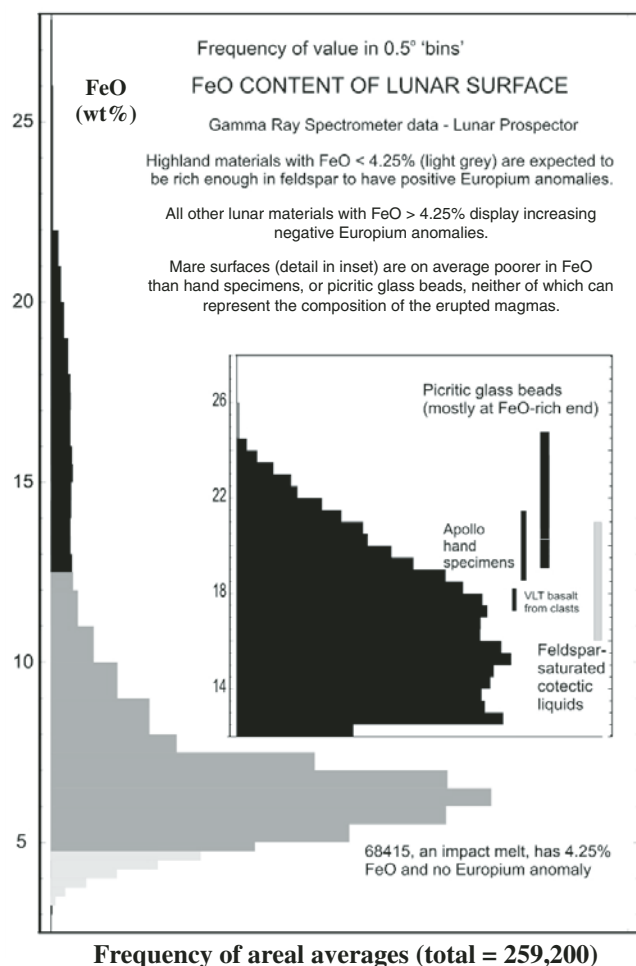


Figure 10. Frequency of concentrations of Fe (as FeO) determined by gamma-ray spectrometry across the lunar surface. This figure is based on the 0.5° bin data set from Prettyman et al. (2006) where each of the 259,200 results represents an average TiO_2 content in ~3.5 trillion metric tons of regolith (see Fig. 6). The inset is the close-up of the portion with $\text{FeO} > 12.5$ wt% plus compositional range of returned samples and experimental data. VLT—very low-Ti.

basaltic rocks. But this does not weaken the argument here; i.e., returned samples are not representative of the compositions of the lunar surface materials (rocks or regoliths), and the surface materials, if they are of magmatic origin, are low-pressure cotectic compositions with plagioclase as a liquidus phase (e.g., gabbroic fractionation with gabbro, gabbro-norite, and even Fe-Ti oxide cumulate).

Insights from Al_2O_3 versus CaO Space

Al_2O_3 and CaO concentrations are now available for the whole lunar surface as shown in Figure 13. The paucity of compositions close to that of pure anorthite, where a strong positive Eu anomaly is guaranteed (Fig. 7), is evident. Equally conspicuous in Figure 13 is the paucity of compositions overlapping the

field of alleged alumina-poor, iron oxide-rich primary magmas in the maria (two fields shaded green at lower left).

Insights from Al/Si Ratio: Hand Specimens Do Not Represent Average Erupted Basalt

O'Hara (2000) demonstrated that Al/Si ratios in remotely sensed lunar surface materials suggest that there is no positive Eu anomaly in the average lunar highlands (see above) and that average mare basalt is significantly more feldspathic than the hand specimens. These data were, however, restricted to the equatorial belt and were obtained by XRF (X-ray fluorescence) with low penetration. The Al and Si concentrations determined by the LP-GRS are now available for the whole lunar surface. Figure 14 confirms the earlier values of $\text{Al/Si} < 0.27$ required to match any surface areas corresponding to the putative primary magma compositions. Figure 14 also displays peak concentrations close to Al/Si of ~0.65, with a low frequency of values above 0.8 at which a positive Eu anomaly can be expected. The profound implications of these results are not discussed in *NVOTM* (Jolliff et al., 2006).

HOW REPRESENTATIVE ARE RETURNED SAMPLES, METEORITES, AND LP-GRS DATA OF THE LUNAR SURFACE REGOLITHS AND LUNAR CRUST?

Korotev et al. (2003) endeavored to estimate the average composition of lunar surface and crustal compositions using highland-derived meteorites. The FUPCr (Figs. 3, 7) is the best estimate for typical feldspathic lunar crust of the upper few kilometers, which is very similar to their estimated surface composition of an upper few meters (see Lucey et al., 2006, their table 2.6). This is a highly commended effort. However, as discussed above, meteorites are coherent solid masses (versus regoliths) selectively sampled and landed on Earth by nature, and they thus cannot represent the mean composition of the surface nor subsurface compositions as revealed by the global LP-GRS compositions. The mission-returned samples and meteorites are important, but are biased by the nature of sampling. However, the LP-GRS data give representative mean compositions of the lunar surface material, although further effort is needed to obtain truly representative bulk lunar crust compositions by, hopefully, sampling the deep crust. Our goal is thus to obtain bulk crustal compositions toward much better-improved understanding of lunar magmatism and petrogenesis.

Deeper Sampling of Highland Terrain by Central Peaks of Large Craters

Impact crater central peaks offer a unique opportunity to remotely examine material that was once deep in the crust (Cahill et al., 2009). The majority of peaks analyzed had compositions similar to Mg-suite rocks of the lunar sample collection, independent of lunar terrain, contrary to one of the principal conclusions by Korotev (2005) based on lunar highland meteorites. The results also indicate that plagioclase-rich materials which might

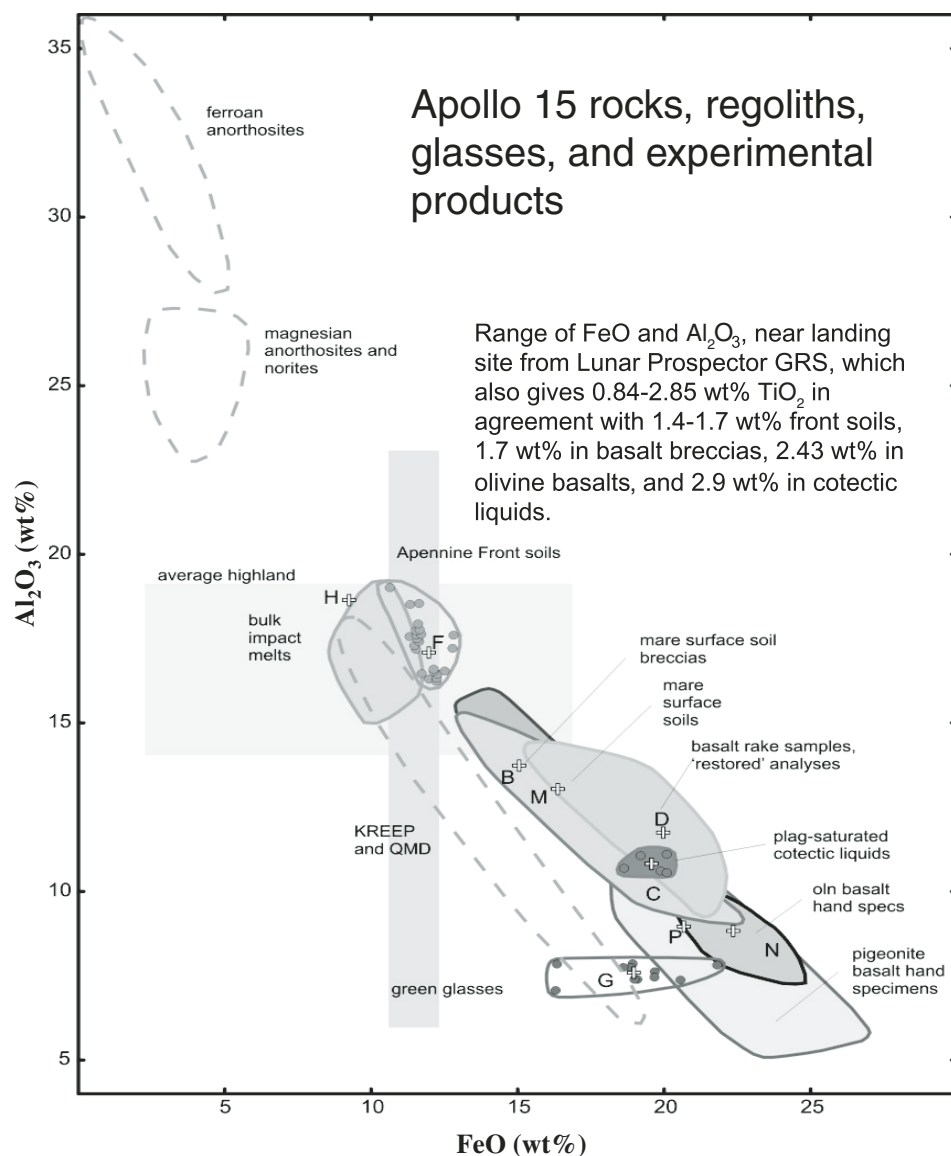


Figure 11. Al_2O_3 versus FeO in Apollo 15 samples based on sources listed in the Appendix. Salient features are the strong negative correlations between Al_2O_3 and FeO within both the highland- and mare-derived samples, reflecting the fact that the principal mineralogical variation is a balance between the relative amounts of the dominant minerals, plagioclase, and the sum of olivine and pyroxene. Within the highland sample group only those samples with Al_2O_3 greater than ~24 wt% are likely to display positive Eu anomalies (O'Hara, 2000, their figure 2 inset); compositions close to the average, or close to the bulk impact melts, have negative Eu anomalies. The average of the highland samples is shown by a cross labeled H, which is close to the field of compositions of bulk impact melt samples, which can be expected to represent best mechanically mixed averages of large volumes of lunar highland crust in the Mare Imbrium target material. H is also close to the field of soil compositions developed by the subsequent averaging process of regolith formation on the Apennine Front (average F). These soil compositions may contain a small admixture of mare components added by lateral scattering after mare emplacement. Abbreviations are the same as in previous figures and in the text. oln—olivine.

carry a positive Eu anomaly become no more abundant with depth than they are on the surface.

The Lunar Mare Meteorites

Mare soils, which can contain only a small highland contribution, are much more aluminous (feldspathic) than the hand specimens, which cannot therefore represent the average target rock at the Apollo 11, 12, 15 or 17 sites—or elsewhere on the maria (see O'Hara, 2000). Randomly sampled basalt lithic fragments are slightly more feldspathic than the plagioclase-saturated cotectic liquids, leading to the conclusion that the erupted magmas would have crystallized plagioclase slightly before pyroxene (see O'Hara, 2000). These propositions are examined further in the context of low-Ti basalts sampled at the Apollo 15 site, and by the lunar mare meteorites (O'Hara, 2000).

The lunar meteorites may have all been launched relatively recently by a possibly restricted number of individual impact events (see O'Hara, 2000). Scarcity of the material leads to chemical analyses which are not guaranteed to represent the average composition of each meteorite. They represent a randomly chosen suite of real but not necessarily close-to-average samples comparable with and supplementary to the Apollo and Luna sampling in this respect. Korotev (2005) listed 36 launch events, 21 of which (total mass ~0.009 t) were highland derived, 5 (total mass ~0.003 t) purely mare derived, and 10 (~0.015 t) of mixed target character. Lunar mare meteorites are thus "qualified" random samples of mare near-surface materials. All these samples are low or very low in Ti. Most are as feldspathic as, or more feldspathic than, the low-Ti plagioclase-saturated cotectic liquids. Ophitic or sub-ophitic texture in several samples indicates early nucleation of plagioclase. Coarse grain size indicates slow

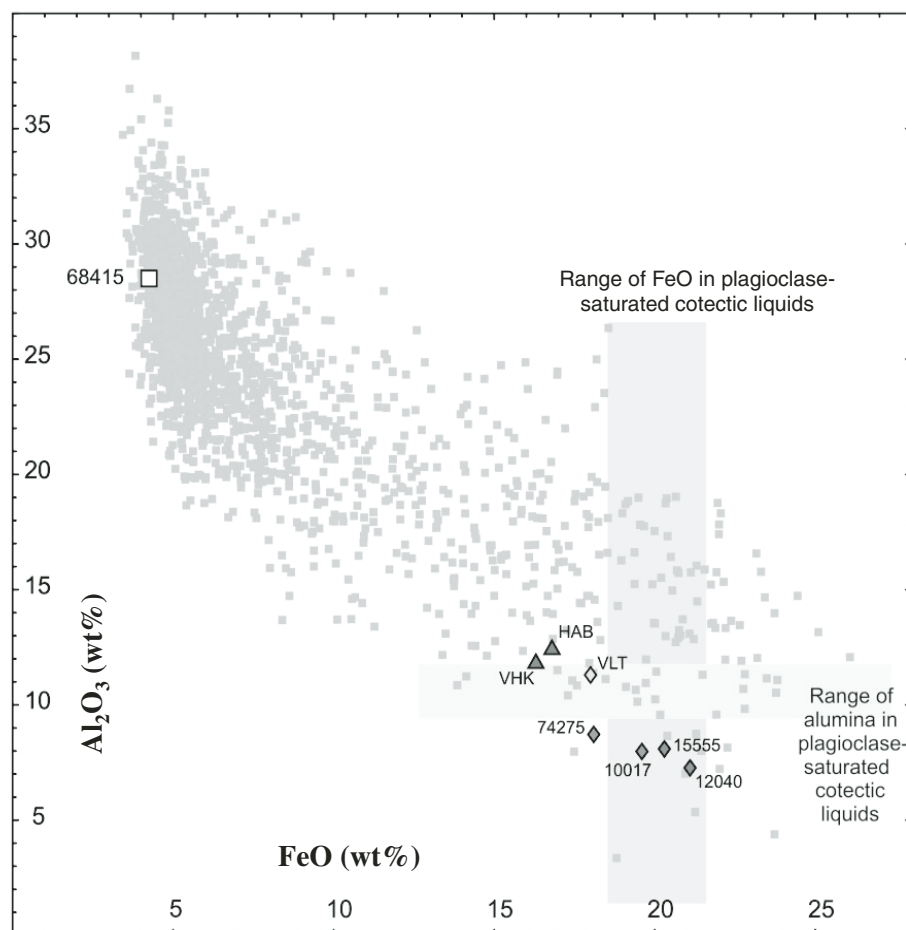


Figure 12. Concentrations of Fe (as FeO) versus Al (as Al_2O_3) determined by gamma-ray spectrometry across the lunar surface. This figure is based on the 5° bin data sets from Prettyman et al. (2006) where each of the 1790 results represents average FeO and Al_2O_3 content in ~ 10 billion metric tons of regolith. Symbols are individual returned samples (numerals) and average compositions of returned sample types (letters).

cooling, favoring shallow-crustal-level differentiation. Meteorite LAP 02205 is calculated to be compositionally cotectic for plagioclase, pyroxene, and olivine, indicating that this is *not* a primary magma, but one that was undergoing low-pressure gabbroic fractionation. The Al_2O_3 and SiO_2 contents and Al/Si ratio of lunar mare meteorites are compared in Figure 15 with data for the most extensively studied low-Ti basalt site (Apollo 15).

The data from the lunar mare meteorites support the availability of target basalts significantly more feldspathic than the hand specimens, i.e., they have plagioclase on the liquidus equilibrium under low-pressure condition and are *not* primary magmas.

The Lunar Highland Meteorites

Korotev (2005) reported 21 highland-derived meteorites, all of the analyzed samples displaying a positive Eu anomaly with $\text{Th} < 0.5$ ppm and $\text{Al}_2\text{O}_3 = 26\%–33\%$. This suite displays low total REE concentrations nearer $\sim 10\times$ chondritic, rather than the nearer $50\times$ chondritic values found in the returned Apollo sample suite. *NVOTM* (Jolliff et al., 2006) prefers this average as an estimate of initial highland crust composition. However, as elaborated above, meteorites are physically coherent masses

selectively sampled and landed on the Earth and cannot represent average lunar highland compositions of loose regoliths, which is clear in Figure 13. This straightforward and logical consideration must be exercised in constructing model average compositions of lunar crust. This highly feldspathic rock type could be volumetrically abundant in favor of the LMO hypothesis, but the positive Eu anomaly is overshadowed by the KREEP-like material enriched in non-Eu REEs and other incompatible elements and having strong negative Eu and Sr anomalies (Figs. 7, 8).

Mare Imbrium in Detail

Bugiolacchi and Guest (2008) studied the basalts of Mare Imbrium. They found, from Clementine and Lunar Orbiter data, a complex suite of low- to high-Ti basaltic lava units infilling the Mare Imbrium basin, mainly over an 800 m.y. interval, but with evidence of an almost uninterrupted record of exposed lava flows spanning 1.4 b.y. within the basin. Estimated emplacement ages between 3.3 and 2.5 Ga were inferred for 75% of the sampled area. Eighteen percent (18%) of the sampled surface in Mare Imbrium contained FeO between 14 and 16 wt%, 55% had 16–18 wt% FeO, and 27% had 18–20 wt% FeO. No significant areas were identified with FeO of $\sim 20\%–24\%$ that is characteristic of

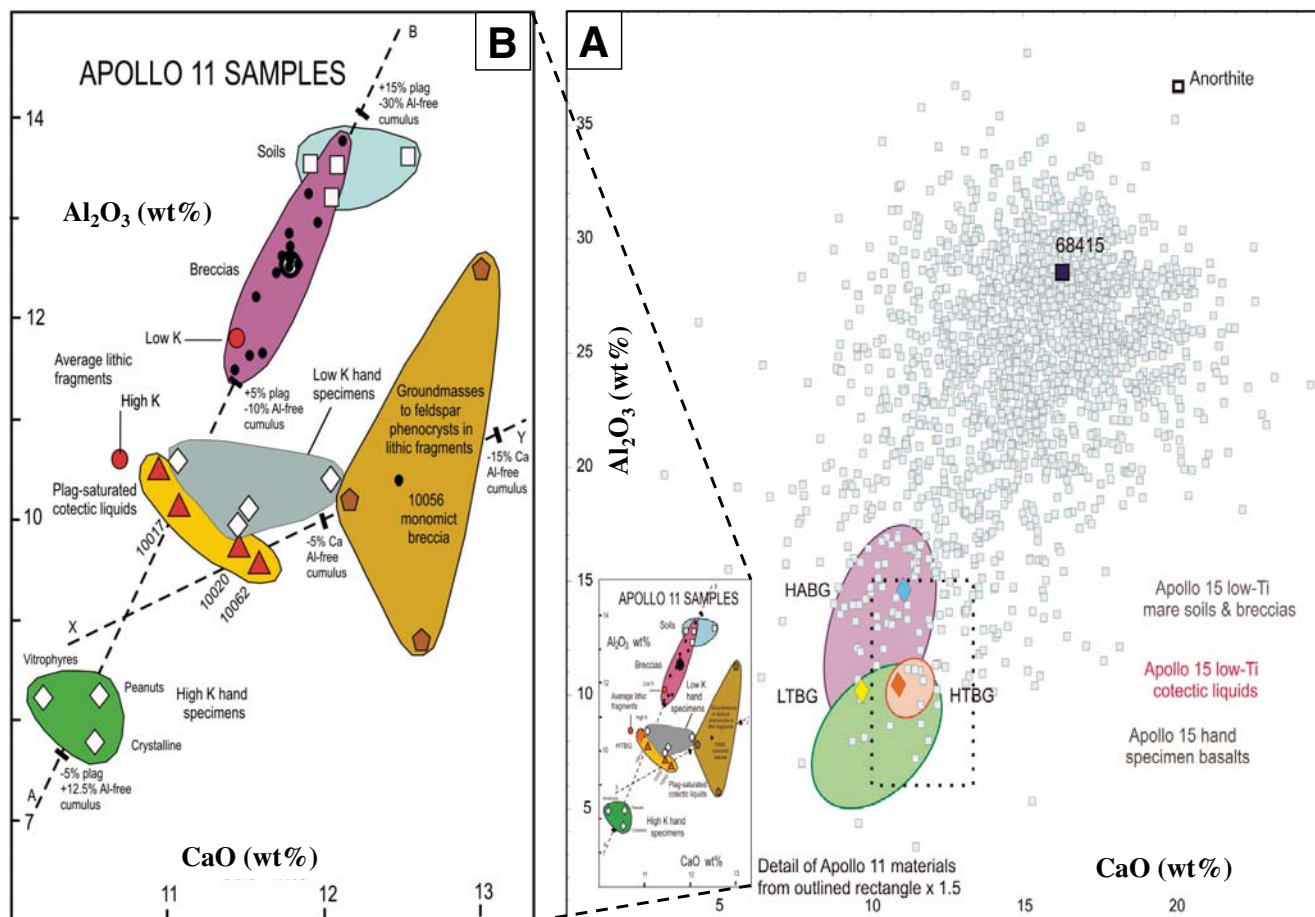


Figure 13. (A) CaO versus Al₂O₃, determined by gamma-ray spectrometry (GRS) across the lunar surface. This figure is based on the average of ~10 billion metric tons of regolith in each of 1790 observations of the concentration of CaO and Al₂O₃ (Prettyman et al., 2006) compared with data from the Apollo 11 (close up in B) and 15 mare basalts (compositional ranges of two types of samples together with experimental liquids in colored ovals as indicated). Sample 68415 has no Eu anomaly and plots at 28.5 wt% Al₂O₃ and 16.3 wt% CaO toward the upper edge of the main concentration of results. The paucity of compositions close to anorthite, where positive Eu anomalies are guaranteed, is evident. Equally conspicuous is the paucity of compositions overlapping the field of alleged primary magmas in the maria indicated by the compositional fields of Apollo 11 and 15 samples. Average compositions of mafic glasses generated and scattered by impact to the Apollo 16 site (Zeigler et al., 2006) include a high-Al₂O₃ basalt group (HABG, blue diamond), probably derived from Mare Nectaris 220 km to the east, which plots among basaltic compositions expected to crystallize plagioclase before pyroxene. A low-Ti basalt group (LTBG, yellow diamond), probably also derived from Mare Nectaris, plots with the more feldspathic hand specimens and more mafic soils from the Apollo 15 site. A high-Ti basalt group (HTBG, orange diamond), identified as representative of a widely exposed mare surface in Mare Tranquillitatis 300 km to the north, has 8.6 wt% TiO₂ and 17.8 wt% FeO and plots very close to experimentally generated plagioclase-saturated cotectic liquids from Apollo 11 (and 17) samples. Scattering for these distances implies substantial impacts and averaging of a significant depth of mare material. Instrumental uncertainties may underlie in part the spread of results to the peraluminous side of the line connecting “anorthite” to the origin, which otherwise reflects a contribution from alkali feldspars. (B) Close up of Apollo 11 samples together with experimental data lying in the lower left corner of A.

putative primary low-Ti basalt magmas (basalt hand specimens and picritic glass beads) from Apollo 12 and 15.

About 37% of Mare Imbrium basalts contained 1–3 wt% TiO₂; two other areas, each of ~25% of the surface, showed TiO₂ values of 3–5 wt% and 7–9 wt% respectively. No significant areas were identified with TiO₂ values between 10 and 14 wt% that are characteristic of putative primary high-Ti basalt magmas (basalt hand specimens and picritic glass beads) from Apollo 11 and 17. A correlation between FeO and TiO₂ was identified, in particular for materials

with TiO₂ and FeO content above 5 wt% and 17 wt%, respectively, suggesting a related petrogenesis and evolution, which is expected as having been derived from cumulus-rich material as a straightforward consequence of basaltic magma evolution as manifested by the magmatic Fe-Ti-V deposits discussed above (Niu, 2005; Niu et al., 2002; Lustrino, 2006; Stone and Niu, 2009).

Three major periods of mare infill are exposed in the Imbrium basin, and in each period, igneous petrogenesis generally evolved through time toward more TiO₂- and FeO-rich liquids. This

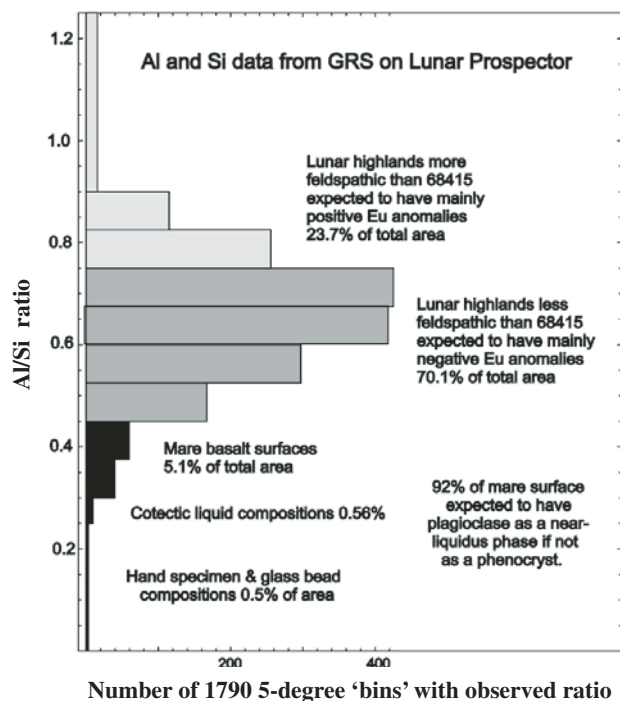


Figure 14. Frequency of Al/Si ratios in the lunar surface (data from Lawrence et al., 1988; Prettyman et al., 2006) peaks close to Al/Si of ~0.65, with a low frequency of values above 0.8 at which a positive Eu anomaly can be expected. Values of Al/Si < 0.27 matching the putative primary magma compositions are scarce. This histogram is based on 1790 averages of the top ~0.3 m of regolith in areas of ~22,500 km², or an average of ~10 billion metric tons of regolith in each observation. Light gray and dark gray are more or less feldspathic with respect to Sample 68415 with Al/Si = ~0.75. Black bars are least feldspathic data with Al/Si < 0.45. GRS—gamma-ray spectrometry.

evidence is easily reconciled with the view that parental liquids were low in Ti and residual liquids increased in Ti content as fractionation of gabbros in near-surface magma chambers advanced (Niu, 2005; Stone and Niu, 2009). They are not primary magmas for reasons elaborated above. Bugiolacchi and Guest (2008, p. 5) concluded in favor of a primary magma model without discussion but asserting that “the geographical distribution of basalt types classified according to their titanium abundances is consistent with the presently accepted models of crystallization of the inferred lunar magma ocean.”

Are We Trying to Answer the Right Question?

Average mare basalt regolith compositions are more feldspathic, in terms of Al₂O₃ content (Fig. 16), than the low-pressure plagioclase-saturated cotectic liquid compositions and much more feldspathic than the hand specimens or picritic glass beads. Average highland regolith compositions are less feldspathic than the anorthositic materials which carry significant positive Eu anomalies. Thus far, it might be argued, there has been too much effort devoted to explaining the extremes of anorthite-rich and anorthite-poor materials that flank the broad central distribution.

The fundamental petrogenetic problem of the lunar crust is to explain the super-abundance of compositions ranging from feldspathic basalts to highly feldspathic noritic materials with a negative Eu anomaly rather than volumetrically insignificant extremes (Figs. 9–17). It is the wide range of Mg# (= 100*Mg/[Mg+Fe²⁺]) in the densely populated region of the plots at low MgO and FeO, and high Al₂O₃ (Fig. 17) that suggests melt evolution along some cotectic saturated with plagioclase and one or more of olivine and the pyroxenes. Are there conditions under




Figure 15. SiO₂ versus Al₂O₃ plot showing lunar mare-derived meteorites (stars) compared with fields of data (shaded) for some low-Ti basaltic materials from the Apollo 15 site (from left to right: hand specimens, experimental plagioclase-saturated cotectic liquids, and mare surface regoliths and breccias). Filled diamonds show average compositions of mafic glasses generated and scattered by impact to the Apollo 16 site (Zeigler et al., 2006) and include a high-Al₂O₃ basalt group (HABG), which plots among basaltic compositions expected to crystallize plagioclase before pyroxene. A low-Ti basalt group (LTBG) plots with the more feldspathic hand specimens and more mafic soils from the Apollo 15 site, among the cotectic liquids. A high-Ti basalt group (HTBG) plots very close to experimentally generated plagioclase-saturated cotectic liquids from Apollo 11 and 17 samples (not shown). KREEPy refers to KREEP-like material, GGB is green glass basalt, and BAG is brown alumnus glass. Dashed lines at fixed Al/Si ratios facilitate comparison with O'Hara (2000, their figure 2) and with Figure 13 above. Apollo 15 data are listed in Appendix.

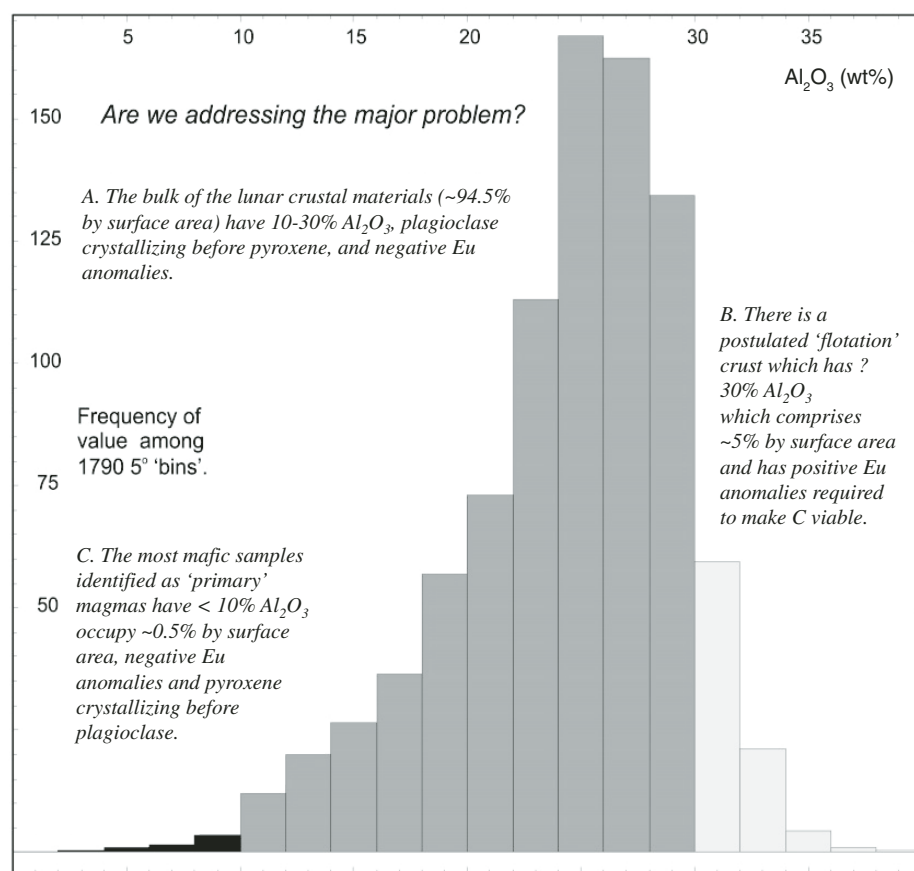


Figure 16. Frequency of concentrations of Al (as Al_2O_3) determined by gamma-ray spectrometry across the lunar surface. This figure is based on the 5° bin data set of Prettyman et al. (2006) where each of the 1790 results represents an average alumina content in ~10 billion tons of regolith. The assumption that the mare basalts (black) were primary magmas generated the lunar magma ocean hypothesis and a requirement for a plagioclase cumulate crust (light gray) with positive Eu anomalies. The petrogenesis of the bulk of the exposed material (dark gray) have been under-addressed.

which such a cotectic exists? We must also keep in mind that most of these surface regolith materials do not represent melt composition, but mixtures of melt and cumulate rocks.

ORIGIN OF THE LUNAR CRUST

At present, we can only discuss the petrogenesis of the lunar crust by assuming that the bulk lunar crust is of magmatic origin and that other processes are negligibly unimportant, including extraterrestrial impact contribution to the lunar surface mass and composition.

Average Lunar Crust as a Partial Melt

The average composition of the whole surface of the lunar crust from LP-GRS results consists of 42.33 wt% SiO_2 , 1.21 wt% TiO_2 , 24.46 wt% Al_2O_3 , 7.72 wt% FeO , 8.75 wt% MgO , 15.17 wt% CaO , and $\text{Mg}^\# = 69.2$ (assuming 90% of total Fe as Fe^{2+}), close to the value expected for melts in equilibrium with mantle olivine of Fo_{90} ($= 100 \times \text{Mg}/[\text{Mg} + \text{Fe}]$) (assuming an Earth-like peridotite mantle). Average Th is 2.27 ppm, consistent with an overall significant negative Eu anomaly (Fig. 5) in the crust and a positive Eu anomaly in the lunar mantle as predicted in Earth's mantle (Niu and O'Hara, 2009), although this assertion needs verification given different lunar and Earth rock trace element system-

atics (Fig. 3). Assuming a broadly peridotitic bulk composition for the primitive lunar mantle, what processes of melting could extract such an Al_2O_3 -rich (consistent with a high feldspathic composition) and high-Mg# material (Fig. 17) on a global scale?

What Mass Fraction of Which Partial Melt?

If the lunar crust has been derived from the whole Moon, an average of 5%–8% melting is required, and approximately three times greater than that if the crust is extracted from the outer 250 km only. O'Hara (2000) considered that the classic model of "spherical zone refining during accretion" (SZRA) is a good model to explore. Walker (1983) advocated a gradual and piecemeal model for lunar magmatism and crust formation without the need of a magma ocean. The authors of *NVOTM* (Jolliff et al., 2006) insisted that any calculations on the extent of melting using a SZRA type of process (versus LMO) based on Al_2O_3 or Th budgets would be premature.

Simple Dry-Moon Model with the Development of a Magma Ocean

First, let us assume a model of accretion of a volatile-depleted Moon followed by the partial melting event. The peridotite mantle of such a body, once accreted, lies at pressures and temperatures

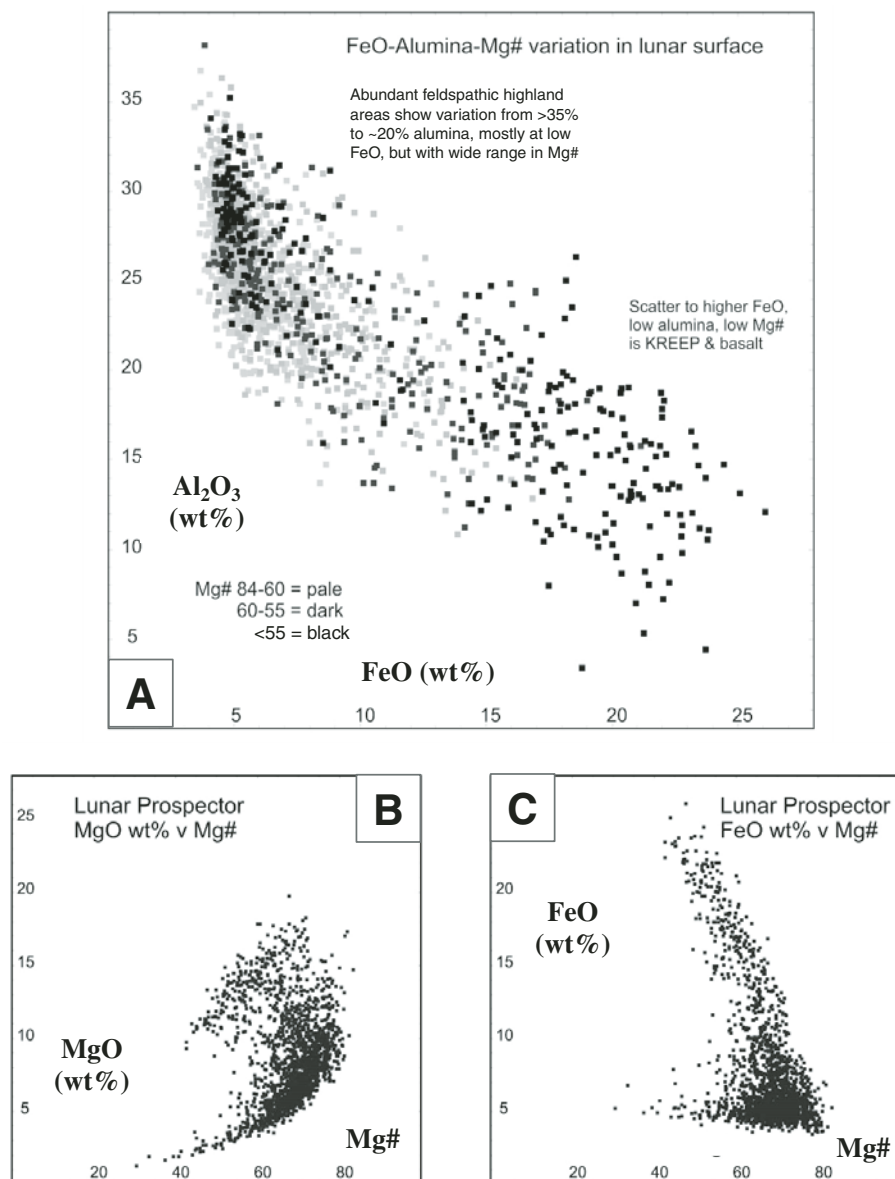


Figure 17. Covariation diagrams of Al_2O_3 -FeO-MgO-Mg#. The key feature is the wide variability in Mg# (= $\text{Mg}/[\text{Mg}+\text{Fe}^{2+}]$) from 80 to 40 at high Al_2O_3 (A), low MgO (B) and low FeO (C). One possible explanation might be control of liquid compositions by evolution along a plagioclase-saturated cotectic under yet-to-be-determined conditions of pressure, temperature, and volatile contents that placed the cotectic in highly feldspathic bulk compositions.

within the plagioclase-lherzolite mineral facies to a depth of ~250 km; within the spinel-lherzolite facies from ~250 km to 400 km (at 700–1000 °C), or up to 650 km at near-solidus temperatures; and within the garnet-lherzolite facies at even greater depths. The lowest-pressure partial-melting products differ significantly from the average lunar highland crust and diverge further as pressure increases. Melt compositions produced by low mass fractions of partial melting at the dry solidus of such a mantle would be basaltic close to the surface but would become more feldspathic, increasingly troctolitic but also increasingly olivine normative, as depth increased to ~250 km, and thereafter increasingly picritic (Herzberg and O'Hara, 1998, 2002; O'Hara and Herzberg, 2002). More advanced partial melting at any pressure increases the mafic character of the melt products.

A variant on the above would be essentially the LMO model, requiring a much greater energy input into enthalpy of melting in order to “process” the planet, and requiring a positive Eu anomaly in the average crust composition that is globally not observed (Figs. 5–7). The non-dry nature of the Moon, as inferred experimentally (O'Hara et al., 1970a, 1970b; O'Hara, 1972, 2000) and confirmed recently by measured H_2O in lunar glasses and minerals (Saal et al., 2008; Liu et al., 2012; Hui et al., 2013), denies the dry-Moon assumption. The presence of volatiles in abundance in lunar minerals and glasses further suggests that a high-energy impact may not have happened to Earth, and further weakens the LMO hypothesis as the invoked planetary impact would have removed all (or almost all) the volatiles.

Simple Undepleted-Moon Model

Let us now assume a model of accretion of a volatile-containing Moon from material close to carbonaceous chondrite plus ices in average composition, with significant amounts of alkalis, water, and carbon dioxide retained at depth. The critical factor at the start of melting is the presence of a fourth, alumina-rich phase in addition to olivine and two pyroxenes (O'Hara, 1965, 1968) plus the possible stability of amphibole, mica, or carbonate. That fourth phase (feldspar, spinel, or garnet) was present in the experiments in the systems CMASH, CMASNH, and CMASKH (where C = CaO, M = MgO, A = Al₂O₃, S = SiO₂, H = H₂O, N = Na₂O, and K = K₂O) surveyed in the Fine Print section below.

In the presence of water and alkalis, the silica and feldspar contents of peridotite partial melts are increased at low to moderate pressures, but tend toward silica-undersaturated, not highly feldspathic, compositions at high pressures. Reducing the activity of H₂O in the system by the presence of CO₂ at low overall pressures offers a solution (see Fine Print section), but the volume of a fully accreted Moon within the requisite low-pressure regime may be inadequate to provide the mass of the lunar crust.

Fine Print

The partial melting of simplified forsterite + two pyroxene + aluminosilicate assemblages resembling wet plagioclase lherzolite, spinel lherzolite, and garnet lherzolite in the system CMASH was encountered without the intervention of hydrous crystalline phases at 0.5 GPa and 1010 °C by Ford and O'Hara (1972) on the enstatite-grossular join; at 980–1000 °C and 1 GPa by Yoder and Chinner (1960) on the pyrope-grossular join, by Yoder (1971) on the diopside-pyrope join, and at 1000 °C by Ford et al. (1972) on the enstatite-grossular join. *Liquids produced are quartz normative and of decreased CaO/Al₂O₃ ratio.*

Partial melting of simplified soda-containing forsterite + two pyroxene + aluminosilicate assemblages resembling wet plagioclase lherzolite, spinel lherzolite, and garnet lherzolite in the system CMASNH was encountered without the intervention of hydrous crystalline phases at 960 °C and 0.5 GPa by Cawthorn (1976).

At higher pressures, Kushiro (1972) found a quartz-normative partial melt of a garnet lherzolite + vapor assemblage in CMASNH at 1075 °C and 2.5 GPa. The composition used had a CAS:NAS₄ ratio of 4.9, and Kushiro (1972) predicted that at lower ratios the water-saturated partial melt might be nepheline normative. This was confirmed by Howells and O'Hara (1975, 1978), who obtained nepheline-normative liquids containing 23% water, in equilibrium with garnet lherzolite at 1075 °C and 2.5 GPa in the presence of a water-rich vapor, and further nepheline-normative liquids in the vapor-free equilibrium up to 1200 °C and containing 11% water. The liquids concerned contain more than 3–4 wt% Na₂O.

Partial melting of simplified potash-bearing forsterite + two pyroxene + aluminosilicate + phlogopite + vapor assemblages

resembling wet phlogopite-bearing spinel lherzolite and garnet lherzolite in the system CMASKH was studied by Bravo and O'Hara (1975) who found the equilibrium at 980 °C and 1.5 GPa with the production of a quartz-normative andesitic liquid with ~6% orthoclase in the norm; and at 1080 °C and 3 GPa with the production of a liquid rich in orthoclase, hypersthene, and olivine in the norm.

Addition of carbon dioxide to model lherzolite and aluminous lherzolite in CMS+CO₂ and CMAS+CO₂ produces dramatic effects on temperatures and compositions of liquids produced at pressures greater than 2.9 GPa (e.g., Wyllie, 1977; Wyllie et al., 1983; Dalton and Presnall, 1998), but this pressure corresponds to a depth of ~700 km in the Moon. At lower pressures, solubility of carbon dioxide in the melts is low and its principal effect will be to reduce the activity of water in the fluid phases. Partial melting at temperatures below 1000 °C will occur at pressures above 0.2 GPa. Partial melts produced in the pressure range below 0.5 GPa might be expected to be intermediate in composition between feldspathic basalt or troctolite (dry end) and silica-saturated andesitic (wet end), i.e., not unlike the average composition of the lunar crust—and they could be produced in equilibrium with a plagioclase-bearing residuum in this shallow depth range, thereby imparting negative Eu and Sr anomalies to the melt.

Below 1 GPa, in the plagioclase-lherzolite field, partial melting of plagioclase-bearing lherzolite might plausibly yield liquids with overall negative Eu anomalies. In the dry systems, those liquids would tend toward troctolitic and noritic compositions too poor in silica to approach the lunar crust bulk composition. The low solubility of carbon dioxide in silicate melts in this region suggests that its effects on the silicate melt composition will be subordinate, beyond reducing the activity of water, to those produced by the presence of water, which are to reinforce the shift toward decrease in CaO/Al₂O₃ ratio, i.e., toward increase in potential feldspar, while counteracting the shift toward increased olivine in the CIPW norm. The effects on the CIPW norm of sodium loss by selective vaporization together with the water and carbon gases may be substantial until the growing body is larger than the Moon, and should not be overlooked.

A Possibility Worth Pursuing

Involvement of H₂O, CO₂, and alkalis in a mixed relatively volatile-rich proto-Moon undergoing the classical SZRA process might lead to products which will bear further examination in the lunar context (e.g., O'Hara et al., 1970a, 1970b; Ford et al., 1972; O'Hara, 2000). Such a model might apply equally to the accretion and primary crust formation on Mercury, Mars, Venus, and Earth. In this context, the views of Lowman and Yang (2005) are relevant. They presented photo-geologic evidence from the Apollo 15, 16, and 17 missions of a pervasive layered structure in the highlands. The number, thickness, and extent of these layers imply that they are lava flows, not ejecta blankets or intrusive features, and they are interpreted as the upper part of the earliest lunar crust, possibly forming a layer tens of kilometers thick

representing a global crust formed by eruptions of high- Al_2O_3 basalt in the first few hundred million years of the Moon's history. We suggest that SZRA is a worthwhile alternative to examine for lunar magmatism and crustal formation (see O'Hara, 2000).

Consequences for Al_2O_3 Distribution within the Moon and Other Planets

Extraction of a feldspathic planetary crust by partial melting during SZRA (versus LMO) has major implications for the distribution of Al_2O_3 within any planet. SZRA can be more efficient in concentrating Al_2O_3 into the crust. Both processes create an upper mantle of residual peridotite whose pyroxenes are saturated with alumina at the conditions of equilibration. At 1 GPa, the temperature is likely to be $\sim 1000^\circ\text{C}$ in the former process, $\sim 1250^\circ\text{C}$ in the latter. At these conditions, SZRA might lock up in the mantle pyroxenes ~ 3 wt% Al_2O_3 less than expected in the LMO case. This would imply ~ 2 wt%, but possibly much less, *throughout* the resultant mantle as opposed to ~ 3.5 wt% in a *restricted outer zone* where plagioclase saturation had been reached—an order-of-magnitude estimate based on Gasparik (2000) and $\sim 50\%$ pyroxene in the assumed mantle. The difference might be greater because the SZRA model is a partial-melting process that requires only that the pyroxene be present and alumina saturated. The LMO model is a fractional crystallization process that constrains the ratio of olivine to pyroxene in the precipitated mantle. Given the unlikelihood of the LMO, we suggest that the classical SZRA is a physically and chemically robust mechanism to be explored in the future.

SUMMARY AND PRELIMINARY CONCLUSIONS

Following the above thorough discussion, data analysis, and logical reasoning, we can suggest and conclude as follows.

1. Despite the valuable achievements over the past decades on the petrogenesis of lunar rocks, some basic issues recognized in the early days remain poorly addressed. These issues need resolving before we proceed on *what's left to learn*.
2. These basic issues stem from unsatisfactory assumptions built into the established models, e.g., *dry Moon*, *primary lunar magmas*, *plagioclase flotation*, and the central paradigm of the global *lunar magma ocean* (LMO).
3. The senior author emphasized the likely importance of volatilization during lunar magma emplacement (O'Hara et al., 1970a, 1970b; O'Hara, 1972), suggesting that the Moon must have been a water-bearing (if not water-rich) planetary body, but this phase equilibria-based reasoning had been entirely neglected by the lunar research community until recent determination of water in lunar glasses and minerals (Saal et al., 2008; Hui et al., 2013). Among other implications, degassing (e.g., water loss) further facilitates plagioclase crystallization at low pressure (e.g., Yoder, 1965), which explains plagioclase in abundance in lunar crust, not only in the anorthositic lunar highlands, but also in the maria.
4. Importantly, if the Moon has indeed had abundant volatiles in its early history, or still so in its deep interior, then this would question the *planetary impact origin* for the Moon and the *LMO hypothesis*, because the original volatiles would have been largely or entirely evaporated. The actual presence of volatiles (in particular water) in the Moon further questions the *dry moon hypothesis*.
5. The *LMO* was required for *plagioclase flotation* as the very origin of the anorthositic lunar highland crust with a strong positive Eu anomaly and the cumulate origin of the lunar mantle as the source for mare basalts with inherited negative Eu anomaly. Alternative models (versus LMO) are needed for lunar petrogenesis.
6. As plagioclase is preferentially enriched in Eu relative to other rare earth elements, plagioclase-rich rocks like anorthosite, troctolite, gabbro, and gabbro-norite are enriched in Eu with a positive Eu anomaly (i.e., $\text{Eu}/\text{Eu}^* > 1$). Indeed, returned lunar highland rocks and meteorites enriched in plagioclase all have a strong positive Eu anomaly. As a result, the lunar highlands have been assumed to be characterized by a positive Eu anomaly, which in turn has been considered as the most convincing evidence that underpins the *plagioclase flotation* hypothesis. However, the lack of a positive Eu anomaly in average lunar rocks in general and lunar highlands in particular weakens the foundation for the plagioclase flotation hypothesis and further refutes the LMO hypotheses (Figs. 5, 6).
7. In this context, it should be noted that the lack of a positive Eu anomaly in the lunar highlands does not negate the anorthositic bulk compositions in terms of the mineralogy and lithology (Hawke et al., 2003), but does mean that we cannot use the assumed positive Eu anomaly as evidence for the preferred models.
8. Lunar meteorites are valuable materials for understanding the composition and petrogenesis of the Moon. However, they are physically coherent material masses selectively sampled and landed on Earth by nature and cannot represent the true composition of the lunar surface rocks and regoliths. The mission-returned samples are similarly valuable, but they do not represent the mean composition of the vast lunar surfaces and lunar crust. Nevertheless, the feldspathic lunar surface composition is acquired by the LP-GRS data (Figs. 6, 9–17), and such data are more representative in discussing the first-order processes in lunar petrogenesis in particular and crustal formation in general.
9. If lunar surface samples compositionally represent magmatic rocks, then compared to Earth magmatic rocks, the lunar rocks are highly depleted in Na ($\text{Na}_2\text{O} < 0.8$ wt%; Fig. 8) and other alkali elements (K, Rb, Cs, as well as P) (Fig. 3). These are all moderately volatile elements that could have been partially lost during accretion in the very early history of the Moon. Magma oceans have

been hypothesized for both the Moon and Earth, so the reasoned lunar alkali volatilization may have nothing to do with the hypothesized magma ocean processes, as otherwise the Earth would have also lost these elements, but it did not (Fig. 3). Therefore, further research is necessary to understand the compositional contrast between Earth and Moon rocks seen in Figure 3.

10. The feldspathic lunar surface composition is consistent with the important role of plagioclase in lunar petrogenesis (Figs. 8, 11–17). This is further manifested by the correlated variation of Eu/Eu^* and Sr/Sr^* (Fig. 7) because plagioclase is the only mineral that can effectively and simultaneously fractionate these two elements from otherwise similarly incompatible elements during plagioclase crystallization. However, different from the correlated Eu/Eu^* - Sr/Sr^* trend defined by Earth rocks such as MORB resulting from cooling-induced fractional crystallization (Fig. 7), the linear Eu/Eu^* - Sr/Sr^* trend defined by the lunar rocks is a mixing trend between rocks or melts with Eu/Eu^* and Sr/Sr^* > 1 such as the anorthositic lunar meteorite, and rocks or melts with Eu/Eu^* and Sr/Sr^* $<< 1$, such as incompatible-element highly enriched KREEP-like materials (Figs. 2–5 and 7).
11. Despite the globally feldspathic lunar surface composition (Figs. 11–17), the lunar surface rocks do define a compositional continuum from the more feldspathic (relatively $\text{Al}_2\text{O}_3 + \text{CaO}$ rich and $\text{FeO} + \text{MgO}$ poor) to less feldspathic (relatively $\text{Al}_2\text{O}_3 + \text{CaO}$ poor and $\text{FeO} + \text{MgO}$ rich) compositions (Fig. 8). The globally mean negative Eu and Sr anomalies for both highland and mare surface rocks (Figs. 3, 5–8) suggest that the KREEP-like materials may be widespread throughout the lunar surface although they may be areally (or volumetrically) less significant(?). The lack of $\text{Al}_2\text{O}_3 + \text{CaO}$ correlation with Sr/Sr^* and Eu/Eu^* manifest that although the plagioclase-rich rocks (with high $\text{Al}_2\text{O}_3 + \text{CaO}$) are expected to have large positive Eu and Sr anomalies, the actual size of the anomalies is largely controlled by the amount of KREEP-like mixing component. The mixing is more consistent with a “simple mechanical” mixing, rather than magma-source mixing or melt-rock assimilation-type mixing as manifested by the simple linear relationship on element-element plots (Figs. 2–4) and simple curvilinear relationship on element-ratio plot (Fig. 5). On the Sr/Sr^* - Eu/Eu^* plot (Fig. 7), the glass beads lie on the linear mixing trend defined by other lunar samples. It is possible that these glass beads may actually be melt drops of impact-induced in situ melting origin.
12. The origin of KREEP and KREEP-like materials is consistent with advanced extent of fractional crystallization with elevated concentrations of highly incompatible elements and extreme depletion in Eu and Sr. It should be noted that such an enrichment process is not a simple equilibrium crystallization (inadequate) but repeated enrichments

effectively through fractional crystallization equivalent to processes “in an advancing, periodically replenished, periodically tapped, continuously fractionated magma chamber” (O’Hara, 1977; O’Hara and Mathews, 1981 [quoted material is the title of this paper]).

13. The mare basalts and basaltic rocks do not represent primary magmas, but products after varying extents of low-pressure gabbroic fractionation (plagioclase-pyroxene-olivine cotectic). Hence, their negative Eu (also Sr) anomalies are likely caused by plagioclase crystallization rather than inherited from the mantle source. We cannot rule out the possibility that the lunar mantle sources may have positive Eu and Sr anomalies (Palme and Wanke, 1977) as is the case in Earth’s mantle (Niu and O’Hara, 2009).
14. Despite the feldspathic mean composition of the lunar surfaces, high-FeO and high- TiO_2 materials have been sampled (both meteorites and mission-returned samples) and observed from the LP-GRS data (Figs. 9–12). High-FeO and high- TiO_2 melts are rare on Earth but do exist in highly evolved MORB melt (up to 19 wt% FeO and 4.0 wt% TiO_2) as a result of advanced extent of fractional crystallization before Fe-Ti oxides on the liquidus under low oxygen fugacity conditions (Fornari et al., 1983). Many large Fe-Ti-V ore deposits are actually of cumulate origin genetically associated with such highly evolved basaltic melts, and there is also the possibility that such deposits can directly precipitate from Fe-Ti melt segregated from such highly evolved basaltic melt (at basaltic-andesite stage; Niu, 2005; Niu et al., 2002; Stone and Niu, 2009). Hence, the Fe- and Ti-rich materials on the Moon may be of similar origin.
15. We suggest that more effort is needed to seriously test or reconsider the LMO hypothesis, and alternative processes such as spherical zone refining accretion (SZRA) and other processes need to be considered toward an objective and genuine understanding of the origin and evolution of the Moon and lunar petrogenesis.

ACKNOWLEDGMENTS

It is our great pleasure to contribute to this special volume in honor of Don L. Anderson. Both authors highly respect Don as a scientific giant whose lifelong across-discipline contributions have set milestones for our improved understanding of the working of the Earth. YN thanks Don with gratitude for his encouragement over the past 14 years since an interesting scientific debate.

The senior author’s laboratory in Edinburgh was selected as the only Principal Investigator Group to carry out experimental petrology on Apollo 11 natural samples prior to that mission. The senior author benefited from discussion with many colleagues over the years on the petrogenesis of lunar rocks, including some heated but friendly exchanges. This manuscript was prepared over the past six years, but it is regretful

that the senior author passed away while the manuscript was in the review process. The revision was thus largely in the hands of the coauthor, who understands the science, issues, and different views, but chose to respect the senior author's treasured perspectives with the principle that these perspectives in the paper are scientifically valid and should well serve the lunar science community for objective consideration toward a genuine understanding of the workings of the Moon in the context of magmatism on the Moon and the solar system. We are particularly grateful for constructive comments by David Walker and Michele Lustrino, which have helped improve the paper.

APPENDIX. DATA SOURCES

Data for Figures 2, 3, 4, 5, 7 are exclusively from Lucey et al. (2006). Data for Figure 5 are from Lucey et al. (2006) for data points and derived from Heiken et al. (1991). Data for Figure 7 are from Lucey et al. (2006), Saal et al. (2008), and Niu and O'Hara (2009).

All other chemical data for rocks, clasts, breccias, and soils have been drawn from Cuttitta et al. (1973), Drake and Klein (1973), Dowty et al. (1973), Duncan et al. (1975), Dymek et al. (1974), Laul and Schmitt (1973), Lindstrom et al. (1977), LSPET (1972), Mason et al. (1972), Maxwell et al. (1972), Nava (1974), Powell et al. (1973), Rhodes and Hubbard (1973), Roedder and Weiblen (1972), Rose et al. (1975), Ryder and Schuraytz (2001), Ryder and Steele (1988), Vetter et al. (1988), Wänke et al. (1972, 1973, 1977) and Willis et al. (1972). Powell et al. (1973) analyzed fused beads prepared from small lithic fragments. The fusion technique is not specified but there is a strong suggestion of substantial soda loss by volatilization during preparation of these beads in view of the very low soda contents reported. Roedder and Weiblen (1972) reported silica-poor inclusions in the olivines of Lunar sample 15555, 34 which may represent samples of trapped early liquids.

All references here are given in the References Cited list except LSPET (Lunar Sample Preliminary Examination Team), 1972, all in Lunar Sourcebook (Heiken et al., 1991).

REFERENCES CITED

- Biggar, G.M., O'Hara, M.J., Peckett, A., and Humphries, D.J., 1971, Lunar lavas and the achondrites: Petrogenesis of protohypersthene basalts in the maria lava lakes, *in* Proceedings of the Second Lunar Science Conference, v. 2, p. 617–643.
- Brandon, A., 2007, Planetary science: A young Moon: *Nature*, v. 450, p. 1169–1170, doi:10.1038/4501169a.
- Bravo, M.S., and O'Hara, M.J., 1975, Partial melting of phlogopite-bearing synthetic spinel- and garnet-lherzolites: Physics and Chemistry of the Earth, v. 9, p. 845–854, doi:10.1016/0079-1946(75)90055-5.
- Bugiolacchi, R., and Guest, J.E., 2008, Compositional and temporal investigation of exposed lunar basalts in the Mare Imbrium region: *Icarus*, v. 197, p. 1–18, doi:10.1016/j.icarus.2008.04.001.
- Cahill, J.T.S., Lucey, P.G., and Wiczorek, M.A., 2009, Compositional variations of the lunar crust: Results from radiative transfer modelling of central peak spectra: *Journal of Geophysical Research*, v. 114, E09001, doi:10.1029/2008JE003282.
- Cawthorn, R.G., 1976, Melting relations in part of the system CaO-MgO-Al₂O₃-SiO₂-Na₂O-H₂O under 5kb pressure: *Journal of Petrology*, v. 17, p. 44–72, doi:10.1093/petrology/17.1.44.
- Cuttitta, F., Rose, H.J., Jr., Annell, C.S., Carron, M.K., Christian, R.P., Ligon, D.T., Jr., Dwornik, E.J., Wright, T.L., and Greenland, L.P., 1973, Chemistry of twenty-one igneous rocks & soils returned by the Apollo 15 mission, *in* Proceedings of the Fourth Lunar Science Conference, v. 4, p. 1081–1096.
- Dalton, J.A., and Presnall, D.C., 1998, The continuum of primary carbonatitic-kimberlitic melt compositions in equilibrium with lherzolite: Data from the system CaO-MgO-Al₂O₃-SiO₂-CO₂ at 6 GPa: *Journal of Petrology*, v. 39, p. 1953–1964.
- Day, J.M.D., 2006, The lunar magma ocean as a paradigm for all terrestrial planets?: *Geological Society of America Abstracts with Programs*, v. 38, p. 68.
- Delano, J.W., 2009, Scientific exploration of the Moon: *Elements*, v. 5, p. 11–16, doi:10.2113/gselements.5.1.11.
- Delano, J.W., and McGuire, J., 1992, Abundances of sodium, sulphur, and potassium in lunar volcanic glasses: Evidence of volatile loss during eruption, *in* *Geology of the Apollo 17 Landing Site: Lunar and Planetary Institute Technical Report 92-09, part I*, p. 7–9.
- Dowty, E., Prinz, M., and Keil, K., 1973, Composition, mineralogy, and petrology of 28 mare basalts from Apollo 15 rake samples, *in* Proceedings of the Fourth Lunar Science Conference, v. 4, p. 423–444.
- Drake, J.C., and Klein, C., Jr., 1973, Lithic fragments and glasses in microbreccia 15086: Their chemistry and occurrence, *in* Proceedings of the Fourth Lunar Science Conference, v. 4, p. 467–479.
- Duncan, A.R., Sher, M.K., Abraham, Y.C., Erlank, A.J., Willis, J.P., and Ahrens, L.H., 1975, Interpretation of compositional variability of Apollo 15 soils, *in* Proceedings of the Sixth Lunar Science Conference, v. 6, p. 2309–2320.
- Dymek, R.F., Albee, A.L., and Chodos, A.A., 1974, Glass-coated soil breccia 15205: Selenologic history and petrological constraints on the nature of its source region, *in* Proceedings of the Fifth Lunar Science Conference, v. 5, p. 235–260.
- Elphic, R.C., Maurice, S., Miller, M.C., and Prettyman, T.H., 2000, Thorium abundances on the lunar surface: *Journal of Geophysical Research*, v. 105, p. 20,307–20,332, doi:10.1029/1999JE001177.
- Ford, C.E. and O'Hara, M.J., 1972, The system MgSiO₃-Ca₃Al₂Si₃O₁₂-H₂O, *in* Progress in Experimental Petrology: Second Progress Report of Research Supported by NERC at Edinburgh and Manchester Universities, 1969–1971: Natural Environment Research Council Publication Series D, no. 2, p. 99–102.
- Ford, C.E., Biggar, G.M., Humphries, D.J., Wilson, G., Dixon, D., and O'Hara, M.J., 1972, Role of water in the evolution of the lunar crust: An experimental study of sample 14310: An indication of lunar calc-alkaline volcanism, *in* Proceedings of the Third Lunar Science Conference, v. 3, p. 207–229.
- Ford, C.E., O'Hara, M.J., and Spenser, P.N., 1997, Origin of lunar feldspathic liquids: *Philosophical Transactions of the Royal Society*, v. A285, p. 193–197.
- Fornari, D.J., Perfit, M.R., Malahof, A., and Embley, R., 1983, Geochemical studies of abyssal lavas recovered by DSRV *Alvin* from Eastern Galapagos rift, Inca Transform, and Ecuador Rift: 1. Major element variations in natural glasses and spatial distribution of lavas: *Journal of Geophysical Research*, v. 88, p. 10,519–10,529, doi:10.1029/JB088iB12p10519.
- Friedman, B., Saal, A.E., Hauri, E.H., Van Orman, J., and Rutherford, M.J., 2009, The volatile content of the Apollo 15 picritic glasses, *in* Proceedings, 40th Lunar and Planetary Science Conference, The Woodlands, Texas, 23–27 March: Houston, Texas, Lunar and Planetary Institute, Abstract 2444.
- Gasparik, T., 2000, An internally consistent thermodynamic model for the system CaO-MgO-Al₂O₃-SiO₂ derived primarily from phase equilibria data: *The Journal of Geology*, v. 108, p. 103–119, doi:10.1086/314389.
- Green, D.H., Ringwood, A.E., Ware, N.G., Hibberson, W.O., Major, A., and Kiss, E., 1971, Experimental petrology and petrogenesis of Apollo 12 basalts, *in* Proceedings of the Second Lunar Science Conference, p. 601–615.
- Grove, T.L., and Krawczynski, M.J., 2009, Lunar mare volcanism: Where did the magmas come from?: *Elements*, v. 5, p. 29–34, doi:10.2113/gselements.5.1.29.
- Halliday, A.N., 2000, Terrestrial accretion rates and the origin of the Moon: *Earth and Planetary Science Letters*, v. 176, p. 17–30, doi:10.1016/S0012-821X(99)00317-9.
- Hawke, B.R., Peterson, C.A., Blewett, D.T., Bussey, D.B.J., Lucey, P.G., Taylor, G.J., and Spudis, P.D., 2003, Distribution and modes of occurrence of lunar anorthosite: *Journal of Geophysical Research*, v. 108, 5050, doi:10.1029/2002JE001890.
- Heiken, G.H., Vaniman, D.T., and French, B.M., eds., 1991, *Lunar Sourcebook: A User's Guide to the Moon*: New York, Cambridge University Press, 736 p.

- Herzberg, C., and O'Hara, M.J., 1998, Phase equilibrium constraints on the origin of basalts, picrites and komatiites: *Earth-Science Reviews*, v. 44, p. 39–79, doi:10.1016/S0012-8252(98)00021-X.
- Herzberg, C., and O'Hara, M.J., 2002, Plume-associated ultramafic magmas of Phanerozoic age: *Journal of Petrology*, v. 43, p. 1857–1883, doi:10.1093/ptrology/43.10.1857.
- Howells, S., and O'Hara, M.J., 1975, Palaeogeotherms and the diopside-enstatite solvus: *Nature*, v. 254, p. 406–407, doi:10.1038/254406a0.
- Howells, S., and O'Hara, M.J., 1978, Low solubility of alumina in enstatite and uncertainties in estimated geotherms: *Philosophical Transactions of the Royal Society of London A*, v. 288, p. 471–486, doi:10.1098/rsta.1978.0029.
- Hui, H.J., Peslier, A.H., Zhang, Y., and Neal, C.R., 2013, Water in lunar anorthosites and evidence for a wet early moon: *Nature Geoscience*, v. 6, p. 177–180, doi:10.1038/ngeo1735.
- Jolliff, B.L., Wieczorek, M.A., Shearer, C.K., and Neal, C.R., eds., 2006, *New Views of the Moon: Reviews in Mineralogy and Geochemistry*, v. 60, 721 p.
- Keszthelyi, L., 2008, Inflated pahoehoe at Rima Hadley, in *Proceedings, 39th Lunar and Planetary Science Conference*, League City, Texas, 10–14 March: Houston, Texas, Lunar and Planetary Institute, Abstract 2339.
- Korotev, R.L., 2005, Lunar geochemistry as told by lunar meteorites: *Chemie der Erde*, v. 65, p. 297–346, doi:10.1016/j.chemer.2005.07.001.
- Korotev, R.L., and Haskin, L.A., 1988, Europium mass balance in polymict samples and implications for plutonic rocks of the lunar crust: *Geochimica et Cosmochimica Acta*, v. 52, p. 1795–1813, doi:10.1016/0016-7037(88)90004-X.
- Korotev, R.L., Jolliff, B.L., Zeigler, R.A., Gillis, J.J., and Haskin, L.A., 2003, Feldspathic lunar meteorites and their implications for compositional remote sensing of the lunar surface and the composition of the lunar crust: *Geochimica et Cosmochimica Acta*, v. 67, p. 4895–4923, doi:10.1016/j.gca.2003.08.001.
- Kushiro, I., 1972, Compositions of coexisting liquid and solid phases formed upon melting of natural garnet and spinel lherzolites at high pressures: A preliminary report: *Earth and Planetary Science Letters*, v. 14, p. 19–25, doi:10.1016/0012-821X(72)90073-8.
- Laul, J.C., and Schmitt, R.A., 1973, Chemical composition of Apollo 15, 16 and 17 samples, in *Proceedings of the Fourth Lunar Science Conference*, v. 4, p. 1349–1367.
- Lawrence, D.J., Feldman, W.C., Barraclough, B.L., Binder, A.B., Elphic, R.C., Maurice, S., and Thompson, D.R., 1998, Global elemental maps of the Moon: The Lunar Prospector gamma-ray spectrometer: *Science*, v. 284, p. 1484–1489, doi:10.1126/science.281.5382.1484.
- Lewis, R.D., Lofgren, G.E., Franzen, H.F., and Windom, K.E., 1993, The effect of Na vapor on the Na content of chondrules: *Meteoritics*, v. 28, p. 622–628, doi:10.1111/j.1945-5100.1993.tb00632.x.
- Lindstrom, M.M., Nielsen, R.L., and Drake, M.J., 1977, Petrology and geochemistry of lithic fragments separated from the Apollo 15 deep-drill core, in *Proceedings of the Eighth Lunar Science Conference*, v. 8, p. 2869–2888.
- Liu, Y., Guan, Y.B., Zhang, Y., Rossman, G.R., Eiler, J.M., and Taylor, L.A., 2012, Direct measurement of hydroxyl in the lunar regolith and the origin of surface water: *Nature Geoscience*, v. 5, p. 779–782, doi:10.1038/ngeo1601.
- Lowman, P.D., and Yang, T., 2005, Pervasive layering in the lunar highland crust: Evidence from Apollos 15, 16, and 17: *Goddard Space Flight Center (Code 698)*, <http://ntrs.nasa.gov/archive/nasa/casi.ntrs.nasa.gov/20050179462.pdf>.
- Lucey, P., Korotev, R.L., Gillis, J.J., Taylor, L.A., Lawrence, D., Campbell, B.A., Elphic, R., Feldman, B., Hood, L.L., Hunten, D.S., Mendillo, M., Noble, S., Pipike, J.J., Reedy, R.C., Lawson, S., Prettyman, T., Gasnault, O., and Maurice, S., 2006, Understanding the lunar surface and space-Moon interactions: *Reviews in Mineralogy and Geochemistry*, v. 60, p. 83–219.
- Lustrino, M., 2006, Composition, petrography, and mineral chemistry of ODP Site 1224 Eocene ferrobasalts (Leg 200; North Pacific Ocean), in *Kasahara, J., Stephen, R.A., Acton, G.D., and Frey, F.A., eds., Proceedings of the Ocean Drilling Program, Scientific Results, Volume 200: College Station, Texas, Ocean Drilling Program*, p. 1–36, doi:10.2973/odp.proc.sr.200.008.2006.
- Mason, B., Jarosewich, E., and Melson, W.G., 1972, Mineralogy, petrology and chemical composition of lunar samples 15085, 15256, 15271, 15471, 15475, 15476, 15535, 15555, and 15556, in *Proceedings of the Third Lunar Science Conference*, v. 3, p. 785–796.
- Maxwell, J.A., Bouvier, J.-L., and Wiik, H.B., 1972, Chemical composition of some Apollo 15 lunar samples, in *Chamberlain, J.W., and Watkins, C., eds., The Apollo 15 Lunar Samples: Houston, Texas, Lunar Science Institute*, p. 233–238.
- Nava, D.F., 1974, Chemical composition of some soils and rock types from the Apollo 15, 16 and 17 lunar sites, in *Proceedings of the Fifth Lunar Science Conference*, v. 5, p. 1087–1096.
- Neal, C.R., 2009, The Moon 35 years after Apollo: What's left to learn?: *Chemie der Erde*, v. 69, p. 3–43, doi:10.1016/j.chemer.2008.07.002.
- Niu, Y.L., 2005, Generation and evolution of basaltic magmas: Some basic concepts and a hypothesis for the origin of the Mesozoic-Cenozoic volcanism in eastern China: *Geological Journal of China Universities*, v. 11, p. 9–46.
- Niu, Y.L., and O'Hara, M.J., 2003, Origin of ocean island basalts: A new perspective from petrology, geochemistry, and mineral physics considerations: *Journal of Geophysical Research*, v. 108, 2209, doi:10.1029/2002JB002048.
- Niu, Y.L., and O'Hara, M.J., 2008, Global correlations of ocean ridge basalt chemistry with axial depth: A new perspective: *Journal of Petrology*, v. 49, p. 633–664, doi:10.1093/ptrology/egm051.
- Niu, Y.L., and O'Hara, M.J., 2009, MORB mantle hosts the missing Eu (Sr, Nb, Ta and Ti) in the continental crust: New perspectives on crustal growth, crust-mantle differentiation and chemical structure of oceanic upper mantle: *Lithos*, v. 112, p. 1–17, doi:10.1016/j.lithos.2008.12.009.
- Niu, Y.L., Gilmore, T., Mackie, S., Greig, A., and Bach, W., 2002, Mineral chemistry, whole-rock compositions, and petrogenesis of ODP Leg 176 gabbros: Data and discussion, in *Natland, J.H., Dick, H.J.B., Miller, D.J., and Von Herzen, R.P., eds., Proceedings of the Ocean Drilling Program, Scientific Results, Volume 176: College Station, Texas, Ocean Drilling Program*, p. 1–60.
- O'Hara, M.J., 1965, Primary magmas and the origin of basalts: *Scottish Journal of Geology*, v. 1, p. 19–40, doi:10.1144/sjg01010019.
- O'Hara, M.J., 1968, The bearing of phase equilibria studies on the origin and evolution of igneous rocks: *Earth-Science Reviews*, v. 4, p. 69–133, doi:10.1016/0012-8252(68)90147-5.
- O'Hara, M.J., 1970, Lunar geology in the light of the Apollo programme: *Endeavour*, v. 30, p. 3–7.
- O'Hara, M.J., 1972, Volatilization losses from lunar lava 14310: *Nature*, v. 240, p. 95–96, doi:10.1038/240095a0.
- O'Hara, M.J., 1977, Geochemical evolution during fractional crystallization of a periodically refilled magma chamber: *Nature*, v. 266, p. 503–507, doi:10.1038/266503a0.
- O'Hara, M.J., 2000, Flood basalts, basalt floods or topless Bushvelds? Lunar petrogenesis revisited: *Journal of Petrology*, v. 41, p. 1545–1651, doi:10.1093/ptrology/41.11.1545.
- O'Hara, M.J., 2001a, Flood basalts, basalt floods or topless Bushvelds? Lunar petrogenesis revisited: A reply: *Journal of Petrology*, v. 42, p. 1221–1224, doi:10.1093/ptrology/42.6.1221.
- O'Hara, M.J., 2001b, Feldspathic mare basalts at the Apollo 17 landing site, Taurus-Littrow: *Journal of Petrology*, v. 42, p. 1401–1427, doi:10.1093/ptrology/42.8.1401.
- O'Hara, M.J., 2004, New moon from an old hand: *Chinese Science Bulletin*, v. 49, p. 1788–1800, doi:10.1007/BF03183402.
- O'Hara, M.J., and Herzberg, C., 2002, Interpretation of trace element and isotope features of basalts: Relevance of field relations, petrology, major element data, phase equilibria and magma chamber modelling in basalt petrogenesis: *Geochimica et Cosmochimica Acta*, v. 66, p. 2167–2191, doi:10.1016/S0016-7037(02)00852-9.
- O'Hara, M.J., and Mathews, R.E., 1981, Geochemical evolution in an advancing, periodically replenished, periodically tapped, continuously fractionated magma chamber: *Journal of the Geological Society*, v. 138, p. 237–277, doi:10.1144/gsjgs.138.3.0237.
- O'Hara, M.J., Biggar, G.M., and Richardson, S.W., 1970a, Experimental petrology of lunar material: The nature of mascons, seas, and the lunar interior: *Science*, v. 167, p. 605–607, doi:10.1126/science.167.3918.605.
- O'Hara, M.J., Biggar, G.M., Richardson, S.W., Ford, C.E., and Jamieson, B.G., 1970b, The nature of seas, mascons and the lunar interior in the light of experimental studies, in *Proceedings of the Apollo 11 Lunar Science Conference. Geochimica et Cosmochimica Acta*, v. 34, Suppl. 1, p. 695–710.
- O'Hara, M.J., Biggar, G.M., Hill, P.G., Jeffries, B., and Humphries, D.J., 1974, Plagioclase saturation in lunar high-titanium basalt: *Earth and Planetary Science Letters*, v. 21, p. 253–268, doi:10.1016/0012-821X(74)90160-5.

- Palme, H., and Wanke, H., 1977, Lunar differentiation processes as characterized by trace-element abundances: *Philosophical Transactions of the Royal Society of London, Series A, Mathematical and Physical Sciences*, v. 285, p. 199–205, doi:10.1098/rsta.1977.0056.
- Papike, J., Ryder, G., and Shearer, C.K., 1998, Lunar samples: Reviews in Mineralogy, v. 36, p. 5–234.
- Papike, J.J., Spilde, M.N., Adcock, C.T., Fowler, G.W., and Shearer, C.K., 1997, Trace element fractionation by impact-induced vitalization: SIMS study of lunar HASP Samples: *The American Mineralogist*, v. 82, p. 630–634.
- Powell, B.N., Aitken, F.K., and Weiblen, P.W., 1973, Classification, distribution, and origin of lithic fragments from the Hadley-Apennine region, in *Proceedings of the Fourth Lunar Science Conference*, v. 4, p. 445–460.
- Prettyman, T.H., Hagerty, J.J., Elphic, R.C., Feldman, W.C., Lawrence, D.J., McKinney, G.W., and Vaniman, D.T., 2006, Elemental composition of the lunar surface: Analysis of gamma ray spectroscopy data from Lunar Prospector: *Journal of Geophysical Research*, v. 111, E12007, doi:10.1029/2005JE002656.
- Rhodes, J.M., and Hubbard, N.J., 1973, Chemistry, classification, and petrogenesis of Apollo 15 mare basalts, in *Proceedings of the Fourth Lunar Science Conference*, v. 4, p. 1127–1148.
- Ringwood, A.E., and Essene, E., 1970, Petrogenesis of lunar basalts and the internal constitution and origin of the Moon: *Science*, v. 167, p. 607–610, doi:10.1126/science.167.3918.607.
- Roedder, E., and Weiblen, P.W., 1972, Petrographic features and petrologic significance of melt inclusions in Apollo 14 and 15 rocks, in *Proceedings of the Third Lunar Science Conference*, v. 3, p. 251–279.
- Rose, H.J., Jr., Baedeker, P.A., Berman, S., Christian, R.P., Dwornik, E.J., Finkelman, R.B., and Schnepfe, M.M., 1975, Chemical composition of rocks and soils returned by the Apollo 15, 16 and 17 missions, in *Proceedings of the Sixth Lunar Science Conference*, v. 6, p. 1363–1373.
- Rudnick, R.L., and Gao, S., 2003, Composition of the continental crust, in Holl, H.D., and Turekian, K.K., eds., *Treatise on Geochemistry*, v. 3: Oxford, UK, Pergamon Press, p. 1–64.
- Ryder, G., and Schuraytz, B.C., 2001, Chemical variation in the large Apollo 15 olivine-normative mare basalt rock samples: *Journal of Geophysical Research*, v. 106, p. 1435–1451, doi:10.1029/2000JE001368.
- Ryder, G., and Steele, A., 1988, Chemical dispersion among Apollo 15 olivine-normative mare basalts, in *Proceedings, 18th Lunar and Planetary Science Conference*, v. 18, p. 273–282.
- Saal, A.E., Hauri, E.H., Lo Cascio, M., Van Orman, J.A., Rutherford, M.C., and Cooper, R.F., 2008, Volatile content of lunar volcanic glasses and the presence of water in the Moon's interior: *Nature*, v. 454, p. 192–195, doi:10.1038/nature07047.
- Saal, A.E., Hauri, E.H., Van Orman, J.A., and Rutherford, M.J., 2009, The volatile contents of the Apollo 15 lunar volcanic glasses: *Geochimica et Cosmochimica Acta*, v. 73, Suppl., p. A1139.
- Schaefer, L., and Fegley, Jr., B., 2004, A thermodynamic model of high temperature lava vaporization on Io: *Icarus*, v. 169, p. 216–241.
- Smith, B.A., and 21 others, 1979, The Jupiter system through the eyes of Voyager 1: *Science*, v. 204, p. 951–972, doi:10.1126/science.204.4396.951.
- Stone, S., and Niu, Y.L., 2009, Origin of compositional trends in clinopyroxene of oceanic gabbros and gabbroic rocks: A case study using data from ODP Hole 735B: *Journal of Volcanology and Geothermal Research*, v. 184, p. 313–322, doi:10.1016/j.jvolgeores.2009.04.009.
- Sun, S.-s., and McDonough, W.F., 1989, Chemical and isotopic systematics of ocean basalt: Implications for mantle composition and processes, in Saunders, A.D., and Norry, M.J., eds., *Magmatism in the Ocean Basins: Geological Society of London Special Publication 42*, p. 313–345, doi:10.1144/GSL.SP.1989.042.01.19.
- Taylor, G.T., 2009, Ancient lunar crust: Origin, composition, and implications: *Elements*, v. 5, p. 17–22, doi:10.2113/gselements.5.1.17.
- Taylor, S.R., 1975, *Lunar Science: A Post-Apollo View*: New York, Pergamon Press, 372 p.
- Taylor, S.R., 1982, *Planetary Science: A Lunar Perspective*: Houston, Texas, Lunar and Planetary Institute, 481 p.
- Vetter, S.K., Shervais, J.W., and Lindstrom, M.M., 1988, Petrology and geochemistry of olivine-normative and quartz-normative basalts from regolith breccia 15498: New diversity in Apollo 15 mare basalts, in *Proceedings, 18th Lunar and Planetary Science Conference*, v. 18, p. 255–271.
- Walker, D., 1983, Lunar and terrestrial crust formation: *Journal of Geophysical Research*, v. 88, p. B17–B25, doi:10.1029/JB088iS01p00B17.
- Walker, D., Longhi, J., Stolper, E., Grove, T., and Hays, J.F., 1974, Experimental petrology and origin of titaniferous lunar basalts, in *Proceedings of the Fifth Lunar Science Conference*, v. 5, p. 814.
- Walker, D., Shibata, T., and DeLong, S.E., 1979, Abyssal tholeiites from the Oceanographer Fracture Zone: II. Phase equilibria and mixing: Contributions to Mineralogy and Petrology, v. 70, p. 111–125, doi:10.1007/BF00374440.
- Wänke, H., Baddenhausen, H., Balacescu, A., Teschke, F., Spettel, B., Dreibus, G., Palme, H., Quijano-Rico, M., Kruse, H., Wlotzka, F., and Begemann, F., 1972, Multielement analyses of lunar samples and some implications of the results, in *Proceedings of the Third Lunar Science Conference*, v. 3, p. 1251–1268.
- Wänke, H., Baddenhausen, H., Dreibus, G., Jagoutz, E., Kruse, H., Palme, H., Spettel, B., and Teschke, F., 1973, Multielement analyses of Apollo 15, 16 and 17 samples and the bulk composition of the moon, in *Proceedings of the Fourth Lunar Science Conference*, v. 4, p. 1461–1481.
- Wänke, H., Baddenhausen, H., Blum, K., Cendales, M., Dreibus, G., Hofmeister, H., Kruse, H., Jagoutz, E., Palme, C., Spettel, B., Thacker, R., and Vilček, E., 1977, On the chemistry of lunar samples and achondrites: Primary matter in the lunar highlands: A re-evaluation, in *Proceedings of the Eighth Lunar Science Conference*, v. 8, p. 2191–2213.
- Willis, J.P., Erlank, A.J., Gurney, J.J., Theil, R.H., and Ahrens, L.H., 1972, Major, minor, and trace element data for some Apollo 11, 12, 14 and 15 samples, in *Proceedings of the Third Lunar Science Conference*, v. 3, p. 1269–1273.
- Wood, J.A., 1972, Thermal history and early magmatism in the Moon: *Icarus*, v. 16, p. 229–240, doi:10.1016/0019-1035(72)90070-X.
- Wood, J.A., Dickey, J.S., Marvin, U.B., and Powell, B.N., 1970, Lunar anorthosites and a geophysical model of the Moon: *Proceedings of Apollo 11 Lunar Scientific Conference*, p. 965–988.
- Wyllie, P.J., 1977, Peridotite-CO₂-H₂O, and carbonatitic liquids in the upper asthenosphere: *Nature*, v. 266, p. 45–47, doi:10.1038/266045a0.
- Wyllie, P.J., Huang, W.-L., Otto, J., and Byrnes, A.P., 1983, Carbonation of peridotites and decarbonation of siliceous dolomites represented in the system CaO-MgO-SiO₂-CO₂ to 30 kbar: *Tectonophysics*, v. 100, p. 359–388, doi:10.1016/0040-1951(83)90194-4.
- Yoder, H.S., 1965, Diopside-anorthite-water at five and ten kilobars and its bearing on explosive volcanism: *Carnegie Institution of Washington Yearbook*, v. 65, p. 269–279.
- Yoder, H.S., 1971, The join diopside-pyroxene-H₂O at 10 kb: Its bearing on the melting of peridotite, the ACF metamorphic facies, and the gedrite-hornblende miscibility gap: *Carnegie Institution of Washington Yearbook*, v. 69, p. 176–181.
- Yoder, H.S., and Chinner, G.A., 1960, Grossular-pyroxene-water system at 10,000 bars: *Carnegie Institution of Washington Yearbook*, v. 64, p. 82–89.
- Yoder, H.S., and Tilley, C.E., 1962, Origin of basalt magmas: An experimental study of natural and synthetic rock systems: *Journal of Petrology*, v. 3, p. 342–532, doi:10.1093/petrology/3.3.342.
- Zeigler, R.A., Korotev, R.L., Jolliffe, B.L., Haskin, L.A., and Floss, C., 2006, The geochemistry and provenance of Apollo 16 mafic glasses: *Geochimica et Cosmochimica Acta*, v. 70, p. 6050–6067, doi:10.1016/j.gca.2006.08.040.

MANUSCRIPT ACCEPTED BY THE SOCIETY 24 FEBRUARY 2015

MANUSCRIPT PUBLISHED ONLINE 4 SEPTEMBER 2015

Geological Society of America Special Papers

Obvious problems in lunar petrogenesis and new perspectives

Michael J. O'Hara and Yaoling Niu

Geological Society of America Special Papers 2015;514; 339-366 , originally published online September 4, 2015
doi:10.1130/2015.2514(20)

E-mail alerting services

click www.gsapubs.org/cgi/alerts to receive free e-mail alerts when new articles cite this article

Subscribe

click www.gsapubs.org/subscriptions to subscribe to Geological Society of America Special Papers

Permission request

click www.geosociety.org/pubs/copyrt.htm#gsa to contact GSA.

Copyright not claimed on content prepared wholly by U.S. government employees within scope of their employment. Individual scientists are hereby granted permission, without fees or further requests to GSA, to use a single figure, a single table, and/or a brief paragraph of text in subsequent works and to make unlimited copies of items in GSA's journals for noncommercial use in classrooms to further education and science. This file may not be posted to any Web site, but authors may post the abstracts only of their articles on their own or their organization's Web site providing the posting includes a reference to the article's full citation. GSA provides this and other forums for the presentation of diverse opinions and positions by scientists worldwide, regardless of their race, citizenship, gender, religion, or political viewpoint. Opinions presented in this publication do not reflect official positions of the Society.

Notes