

CP violation in the B_s^0 system

Marina Artuso

*Department of Physics,
Syracuse University,
Syracuse NY 13244,
USA*

Guennadi Borissov

*Physics Department,
Lancaster University,
Lancaster LA1 4YB,
United Kingdom*

Alexander Lenz

*Institute for Particle Physics Phenomenology,
Durham University, South Road,
Durham DH1 3LE,
United Kingdom*

(Dated: December 1, 2015)

We review experimental and theoretical aspects of CP violation in the B_s^0 -system. In that respect we present updates for the mixing parameters of the B_s^0 mesons expected in the Standard Model (SM): the mass difference $\Delta M_s^{\text{SM}} = (18.3 \pm 2.7) \text{ ps}^{-1}$, the decay rate difference $\Delta\Gamma_s^{\text{SM}} = (0.085 \pm 0.015) \text{ ps}^{-1}$, the flavour specific CP asymmetry $a_{\text{fs}}^{s,\text{SM}} = (2.22 \pm 0.27) \cdot 10^{-5}$ and the equivalent quantities in the B^0 -sector. The experimental measurements of ΔM_s and $\Delta\Gamma_s$ are more precise and agree very well with the predictions, which can also be viewed as a proof of theoretical tools, like the Heavy Quark Expansion (HQE). CP violating studies in the B_s^0 system provide essential information to test the SM expectations. Mixing quantities can be used to study model independent bounds on new physics (NP) effects, yielding the familiar picture: the standard model (SM) gives the dominant contribution, while there is still some sizable space for NP effects. In the case of ΔM_s effects of the order of 15% are not excluded. In the CP phase ϕ_s due to CP violation in the interference of decays and mixing $\mathcal{O}(100\%)$ effects are still possible. The semi-leptonic CP asymmetry a_{sl}^s , which is due to CP violation in mixing, could still be a factor of 250 larger than its robust SM expectation and thus provides a very clean observable for NP searches. We comment in detail on theoretical improvements that are necessary to make full use of the experimental precision.

CONTENTS

I. Introduction	1	VII. Conclusion/Outlook	40
II. The B_s^0 system	3	VIII. Acknowledgements	41
A. Theory: Basic mixing quantities, time evolution of the B_s^0 system and the HQE	3	A. Numerical input for theory predictions	41
B. Experiment: Mass and decay rate difference ΔM_s and $\Delta\Gamma_s$	13	B. Error budget of the theory predictions	42
III. CP violation in mixing	16	References	44
A. Theory: HQE	16		
B. Experiment: Semi-leptonic asymmetries a_{sl}^s and a_{sl}^d , the di-muon asymmetry	18		
IV. CP violation in interference	22		
A. Theory	22		
B. Experiment	28		
V. CP violation in decays and direct measurements of γ	33		
A. Theory	33		
B. Experiment	34		
VI. Model independent constraints on new physics	36		

I. INTRODUCTION

The phenomenon of CP violation, discovered more than 50 years ago ((Christenson *et al.*, 1964)), is an essential ingredient to explain the apparent imbalance between matter and anti-matter in the Universe ((Sakharov, 1967)). Consequently, this topic attracts a lot of attention. In the Standard Model ((SM) (Glashow, 1961; Salam, 1968; Weinberg, 1967)) CP violation arises in the Yukawa-sector via quark mixing and it is described by a complex parameter in the Cabibbo-Kobayashi-Maskawa

matrix (CKM-matrix; (Cabibbo, 1963; Kobayashi and Maskawa, 1973)). Intensive studies of CP violation, especially at the $e^+e^- B$ factories (see e.g. (Bevan *et al.*, 2014) for a comprehensive review), provide convincing evidence that the main source of CP violation, describing the currently available particle physics data is the complex phase of the CKM-matrix. More precisely, the results of various measurements performed in completely different experimental environments (different energies, experiments, accelerators, processes etc.) do not contradict to the unitarity of the CKM matrix, see (Amhis *et al.*, 2014). This observation results in the statement that the single complex phase of the 3×3 CKM-matrix is currently sufficient to describe the multitude of CP-violating phenomena observed by experiments.

However, this tremendous success is spoiled by the cosmological observation put forward in several theoretical works, that CP violation provided by the CKM mechanism is not sufficient to explain the observed abundance of matter in the Universe. The most recent discussion of this problem can be found in (Bambi and Dolgov, 2015). Thus, the absence of anti-matter in our world demands the existence of additional sources of CP violation beyond the SM. The efforts of many past and present particle physics experiments are directly related to the search of these new sources. Such a quest may result in the explanation of the baryon asymmetry in the universe and at the same time in the detection of new physics beyond the SM. These considerations explain an increased interest in CP violation studies.

In this respect, the study of CP violation in the B_s^0 system offers an excellent opportunity to detect possible deviations from SM predictions. The current level of theoretical understanding of the B_s^0 system is good enough to predict SM phenomena for the B_s^0 meson with a reasonable precision. Moreover, the Standard Model CP violating effects are expected to be suppressed in comparison to CP violation in B^0 meson decays. Therefore, even a relatively small contribution of new physics effects could be clearly visible in the B_s^0 system, see e.g. (Dunietz *et al.*, 2001) for an early reference pointing this potential for a Null-test. More precisely, the angle β describing CP violation in interference of decay and mixing in the B^0 system is predicted to be of the order of 22° . The corresponding angle β_s in the B_s^0 system is expected to be about 1° only. Thus, a contribution of physics beyond the SM even at the level of 1° could be clearly visible in the B_s^0 system.

Unfortunately the contribution of the so-called penguin effects to the measured value of β_s could also be $\sim 1^\circ$. Therefore a measurement of 2° or 3° for this angle (which is still possible within the current experimental uncertainties) would not necessarily be an unambiguous signal for new physics. Here a more precise determination of penguin contributions is mandatory (Aaij *et al.*, 2015e).

On the contrary, solid conclusions about the existence of new physics could be drawn by the investigation of CP violation in mixing extracted from semi-leptonic charge asymmetries. Here a measured value of about two or three times the value of the SM predictions would be an unambiguous signal for new physics.

The B_s^0 meson is produced with a small cross section at $e^+e^- B$ -factories. The working c.m.s. energy of both the BaBar and Belle experiments is the mass of the $\Upsilon(4S)$ meson and B_s^0 mesons are not produced in its decays. The study of B_s^0 mesons is possible only by running at the mass of the $\Upsilon(10860)$ meson, which is not the primary goal of both e^+e^- experiments. At a later stage, the Belle experiment took some data at this increased energy and obtained several interesting results, notably some branching fractions of B_s^0 decays, see e.g. (Olive *et al.*, 2014). However, the contributions of this experiment to CP violation studies of the B_s^0 system are still quite limited. So far, the main source of information on B_s^0 meson comes from the hadron collider experiments at Tevatron (CDF, D0) and LHC (ATLAS, CMS, LHCb). In particular LHCb, the first experiment designed to study beauty and charm decays at LHC, has produced an impressive body of data on CP violation in $B_s^0 - \bar{B}_s^0$ mixing and decay.

This paper aims to summarise the current experimental knowledge of CP violation in the B_s^0 system along with their theoretical interpretation. It is organised as follows. Section II provides the summary of the main properties describing the B_s^0 system, such as the mass and width difference, together with their SM predictions and experimental measurements, as well as the time evolution of the B_s^0 -system. Here a special emphasis is given to the theoretical uncertainties. Section III gives the theoretical description and the experimental results of CP violation in $B_s^0 - \bar{B}_s^0$ mixing. CP violation in interference of B_s^0 mixing and decay is discussed in Section IV with a detailed review of penguin contributions, while Section V describes the results of studies of CP violation in the B_s^0 decays, and the methods to derive the CKM angle γ from B_s^0 decays. Section VI contains a discussion of the obtained results in the context of physics beyond the Standard Model and a derivation of model independent constraints on new physics contributions, which can be inferred from a study of the B_s^0 system. Finally, Section VII gives an outlook to future developments in this very active field of particle physics. In the appendix details of the numerical updates of the Standard Model predictions for the mixing quantities are listed.

II. THE B_s^0 SYSTEM

A. Theory: Basic mixing quantities, time evolution of the B_s^0 system and the HQE

The quantum mechanical time evolution of a decaying particle B with mass m_B and lifetime $\tau_B = 1/\Gamma_B$ is given as

$$|B(t)\rangle = e^{-im_B t - \frac{\Gamma_B}{2}t} \cdot |B(0)\rangle, \quad (1)$$

where Γ_B denotes the total decay rate of the B particle. Considering now the system of neutral B_s mesons, defined by their quark flavour content $|B_s^0\rangle = |(\bar{b}s)\rangle$, and their anti-particles, $|\bar{B}_s^0\rangle = |(b\bar{s})\rangle$, we can write down the time-evolution as a simple differential equation for a two-state system:

$$i \frac{d}{dt} \begin{pmatrix} |B_s^0(t)\rangle \\ |\bar{B}_s^0(t)\rangle \end{pmatrix} = \begin{pmatrix} \hat{M}^s & \\ & -\frac{i}{2}\hat{\Gamma}^s \end{pmatrix} \begin{pmatrix} |B_s^0(t)\rangle \\ |\bar{B}_s^0(t)\rangle \end{pmatrix}. \quad (2)$$

Naively one expects the diagonal entries of the 2×2 matrix \hat{M}^s to be equal to the mass of the B_s^0 meson, $M_{B_s^0}$, the diagonal entries of $\hat{\Gamma}^s$ to be equal to the decay rate of the B_s^0 meson, $\Gamma_{B_s^0}$ and all non-diagonal entries to vanish. However, due to weak interactions the flavour eigenstate B_s^0 can transform into its anti-particle \bar{B}_s^0 and vice versa. This transition is governed by the so-called box-diagrams, depicted in Fig. 1, and it gives rise to the off-diagonal elements M_{12}^s in \hat{M}^s and Γ_{12}^s in $\hat{\Gamma}^s$. Calculating these box diagrams one gets a contribution from virtual internal particles, denoted by M_{12}^s and a contribution from internal on-shell particles, denoted by Γ_{12}^s . Only internal charm and up quarks can contribute to the latter, while M_{12}^s is sensitive to all possible internal particles, and, in principle, also to heavy new physics particles¹. Due to the CKM-structure both M_{12}^s and Γ_{12}^s can be complex.

$$M_{12}^s = |M_{12}^s| e^{i\phi_M}, \quad (3)$$

$$\Gamma_{12}^s = |\Gamma_{12}^s| e^{i\phi_\Gamma}. \quad (4)$$

The CKM phases ϕ_M and ϕ_Γ are not physical, but depend on the phase convention used in the CKM matrix. Later on we will see that

$$e^{i\phi_M} = \frac{V_{ts}^* V_{tb}}{V_{ts} V_{tb}^*}, \quad (5)$$

while there is no such simple relation for ϕ_Γ , because Γ_{12}^s depends in the Standard Model on three different CKM structures.

In order to obtain the physical eigenstates of the mesons with a definite mass and decay rate, the matrices \hat{M}^s and $\hat{\Gamma}^s$ have to be diagonalised. This gives the

meson eigenstates $|B_H\rangle$ (H=heavy) and $|B_L\rangle$ (L=light) as linear combinations of the flavour eigenstates:

$$|B_L\rangle = p|B_s^0\rangle + q|\bar{B}_s^0\rangle, \quad (6)$$

$$|B_H\rangle = p|B_s^0\rangle - q|\bar{B}_s^0\rangle, \quad (7)$$

which are in general not orthogonal. The complex coefficients p and q fulfill $|p|^2 + |q|^2 = 1$ and the corresponding masses and decay rates of these states are denoted by M_L^s , M_H^s and Γ_L^s , Γ_H^s . The mass eigenstates of the B_s^0 mesons are almost CP eigenstates. Using the same conventions as e.g. (Dunietz *et al.*, 2001) for the CP properties and defining

$$CP|B_s^0\rangle = -|\bar{B}_s^0\rangle, \quad (8)$$

we get for the CP eigenstates of the B_s^0 meson

$$|B_s^{\text{even}}\rangle = \frac{1}{\sqrt{2}} (|B_s^0\rangle - |\bar{B}_s^0\rangle), \quad (9)$$

$$|B_s^{\text{odd}}\rangle = \frac{1}{\sqrt{2}} (|B_s^0\rangle + |\bar{B}_s^0\rangle). \quad (10)$$

In the absence of CP violation in mixing, which will turn out to be a small effect, the heavy eigenstate is CP-odd ($|B_H\rangle \approx |B_s^{\text{odd}}\rangle$) and the light one is CP-even ($|B_L\rangle \approx |B_s^{\text{even}}\rangle$) - in that case one has $p = 1/\sqrt{2}$ and $q = -1/\sqrt{2}$.

Coming back to the diagonalisation problem and expanding² the eigenvalues of \hat{M}^s and $\hat{\Gamma}^s$ in powers of $|\Gamma_{12}^s/M_{12}^s| \approx 5 \cdot 10^{-3}$ in the SM, one can express the mass and decay rate differences as

$$\begin{aligned} \Delta M_s &:= M_H^s - M_L^s \\ &= 2|M_{12}^s| \left(1 - \frac{|\Gamma_{12}^s|^2 \sin^2 \phi_{12}^s}{8|M_{12}^s|^2} + \dots \right), \end{aligned} \quad (11)$$

$$\begin{aligned} \Delta \Gamma_s &:= \Gamma_L^s - \Gamma_H^s \\ &= 2|\Gamma_{12}^s| \cos \phi_{12}^s \left(1 + \frac{|\Gamma_{12}^s|^2 \sin^2 \phi_{12}^s}{8|M_{12}^s|^2} + \dots \right) \end{aligned} \quad (12)$$

with the mixing phase

$$\phi_{12}^s := \arg \left(-\frac{M_{12}^s}{\Gamma_{12}^s} \right) = \pi + \phi_M - \phi_\Gamma. \quad (13)$$

In contrast to ϕ_M and ϕ_Γ , this phase difference is physical. We follow here the definition given in (Aaij *et al.*, 2013e). In e.g. (Anikeev *et al.*, 2001; Lenz and Nierste, 2007) ϕ_{12}^s is denoted as ϕ_s . However, in the literature the notation ϕ_s is often used for different quantities, also related to CP violation in interference. We will define the phase that appears in interference in Section IV. The correction factor $1/8 |\Gamma_{12}^s/M_{12}^s|^2 \sin^2 \phi_{12}^s$ in Eq.(11)

¹ There can also be new physics contributions to Γ_{12}^s , e.g. by modified tree-level operators or by new $b s \tau \tau$ -operators, as discussed below.

² Such an expansion does not hold in the charm system, because there $\Delta\Gamma$ and ΔM are of a similar size.

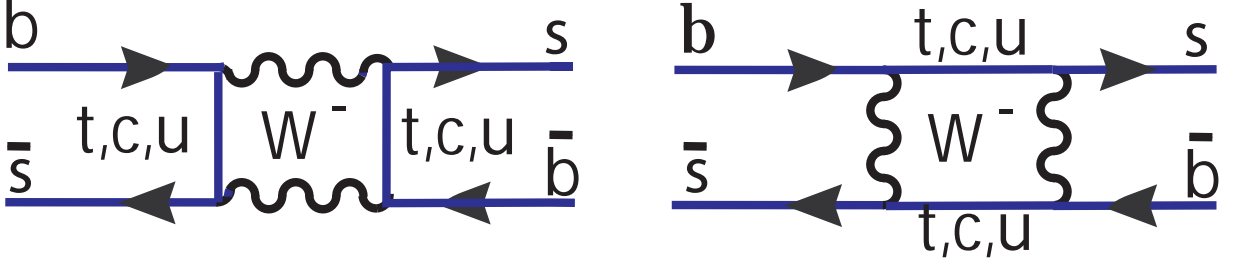


FIG. 1 In the Standard Model a transition between B_s^0 and \bar{B}_s^0 mesons is triggered by so-called *box diagrams*. The contribution of internal on-shell particles (only the charm and the up quark can contribute) is denoted by Γ_{12}^s ; the contribution of internal off-shell particles (all depicted particles can contribute) is denoted by M_{12}^s .

and Eq.(12) is of the order of $6 \cdot 10^{-11}$ in the Standard Model and the current experimental bound for this factor is smaller than $5 \cdot 10^{-5}$, thus it can be safely neglected. Diagonalisation of \hat{M}^s and $\hat{\Gamma}^s$ gives also

$$\begin{aligned} \frac{q}{p} &= -e^{-i\phi_M} \left[1 - \frac{1}{2} \frac{|\Gamma_{12}^s|}{|M_{12}^s|} \sin \phi_{12}^s + \mathcal{O} \left(\frac{|\Gamma_{12}^s|^2}{|M_{12}^s|^2} \right) \right] \\ &= -\frac{V_{ts}V_{tb}^*}{V_{ts}^*V_{tb}} \left[1 - \frac{a_{fs}^s}{2} \right] + \mathcal{O} \left(\frac{|\Gamma_{12}^s|^2}{|M_{12}^s|^2} \right), \end{aligned} \quad (14)$$

with the abbreviation

$$a_{fs}^s = \frac{|\Gamma_{12}^s|}{|M_{12}^s|} \sin \phi_{12}^s. \quad (15)$$

Later on, in Section III, we will see that a_{fs}^s equals the so-called flavour-specific CP asymmetry. From Eq.(14) it follows also that, in the absence of CP-violation in mixing, $q/p = -1$. In Eq.(14) again all terms of order $|\Gamma_{12}^s|^2/|M_{12}^s|^2$ can be discarded, many times also the term of order a_{fs}^s is not necessary.

We can now write down the time evolution of the flavour eigenstates of the B_s^0 mesons³. $|B_s^0(t)\rangle$ denotes a meson at time t that was produced as a B_s^0 meson at

time $t = 0$. At a later time t , $|B_s^0(t)\rangle$ will have components both of $|B_s^0\rangle$ and $|\bar{B}_s^0\rangle$:

$$|B_s^0(t)\rangle = g_+(t)|B_s^0\rangle + \frac{q}{p}g_-(t)|\bar{B}_s^0\rangle, \quad (16)$$

$$|\bar{B}_s^0(t)\rangle = \frac{p}{q}g_-(t)|B_s^0\rangle + g_+(t)|\bar{B}_s^0\rangle, \quad (17)$$

with the coefficients

$$g_+(t) = e^{-iM_{B_s^0}t} e^{-\frac{1}{2}\Gamma_{B_s^0}t}. \quad (18)$$

$$\left[\cosh \frac{\Delta\Gamma_s t}{4} \cos \frac{\Delta M_s t}{2} - i \sinh \frac{\Delta\Gamma_s t}{4} \sin \frac{\Delta M_s t}{2} \right],$$

$$g_-(t) = e^{-iM_{B_s^0}t} e^{-\frac{1}{2}\Gamma_{B_s^0}t}. \quad (19)$$

Here we used the averaged mass $M_{B_s^0}$ and decay rate Γ_s :

$$M_{B_s^0} = \frac{M_H^s + M_L^s}{2}, \quad \Gamma_s = \frac{\Gamma_H^s + \Gamma_L^s}{2}. \quad (20)$$

Next we also can write down the time evolution of the decay rate for an B_s^0 meson, that was initially (at time $t = 0$) tagged as a B_s^0 flavour eigenstate into an arbitrary final state f .

$$\begin{aligned} \Gamma [B_s^0(t) \rightarrow f] &= N_f |\mathcal{A}_f|^2 (1 + |\lambda_f|^2) e^{-\Gamma t} \left\{ \frac{\cosh \left(\frac{\Delta\Gamma_s t}{2} \right)}{2} + \frac{1 - |\lambda_f|^2 \cos(\Delta M_s t)}{1 + |\lambda_f|^2} \frac{\cos(\Delta M_s t)}{2} \right. \\ &\quad \left. - \frac{2\Re(\lambda_f) \sinh \left(\frac{\Delta\Gamma_s t}{2} \right)}{1 + |\lambda_f|^2} - \frac{2\Im(\lambda_f) \sin(\Delta M_s t)}{1 + |\lambda_f|^2} \right\}. \end{aligned} \quad (21)$$

Here N_f denotes a time-independent normalisation factor, which includes e.g. phase space effects. The decay amplitude describing the transition of the flavour eigen-

state B_s^0 in the final state f is denoted by \mathcal{A}_f ; for the decay of a \bar{B}_s^0 state into f we use the notation $\bar{\mathcal{A}}_f$:

$$\mathcal{A}_f = \langle f | \mathcal{H}_{eff} | B_s^0 \rangle, \quad \bar{\mathcal{A}}_f = \langle f | \mathcal{H}_{eff} | \bar{B}_s^0 \rangle. \quad (22)$$

The flavour changing weak quark transitions are described by an effective Hamiltonian including also perturbative and non-perturbative QCD-effects. \mathcal{H}_{eff} will

³ A more detailed discussion of the B_s^0 mixing system and its time evolution can be found in e.g. (Anikeev *et al.*, 2001)

be described in more detail in Section IV.A. The amplitudes \mathcal{A}_f and $\bar{\mathcal{A}}_f$ are typically governed by hadronic effects and they are very difficult to be calculated reliably in theory. In Section IV.A it will also be shown that CP-symmetries are governed by a single quantity λ_f , which is given by

$$\lambda_f = \frac{q}{p} \frac{\bar{\mathcal{A}}_f}{\mathcal{A}_f} \approx -\frac{V_{ts}V_{tb}^*}{V_{ts}^*V_{tb}} \frac{\bar{A}_f}{A_f} \left[1 - \frac{a_{fs}^s}{2} \right]. \quad (23)$$

For the terms appearing on the right-hand-side of Eq.(21) the following abbreviations are typically used:

$$\mathcal{A}_{\text{CP}}^{\text{dir}} = \frac{1 - |\lambda_f|^2}{1 + |\lambda_f|^2}, \quad (24)$$

$$\mathcal{A}_{\text{CP}}^{\text{mix}} = -\frac{2\Im(\lambda_f)}{1 + |\lambda_f|^2}, \quad (25)$$

$$\mathcal{A}_{\Delta\Gamma} = -\frac{2\Re(\lambda_f)}{1 + |\lambda_f|^2}. \quad (26)$$

$\mathcal{A}_{\text{CP}}^{\text{dir}}$ describes effects related to direct CP violation, which is described in Section V. This can be seen by neglecting CP violation in mixing, i.e. assuming $|q/p| = 1$ and considering the decay into a final state f , that is a CP eigenstate, i.e. $\bar{f} = \eta_{CP}f$. With these assumptions we get $|\lambda_f| = |\bar{\mathcal{A}}_f|/|\mathcal{A}_f|$. A non-vanishing value for $\mathcal{A}_{\text{CP}}^{\text{dir}}$ is obtained for $|\lambda_f| \neq 1$ and this corresponds now to $|\bar{\mathcal{A}}_f| = |\mathcal{A}_f|$, which is equivalent to direct CP violation. $\mathcal{A}_{\text{CP}}^{\text{mix}}$ encodes effects due to interference between mixing and decay, which is discussed in Section III and $\mathcal{A}_{\Delta\Gamma}$ is a kind of correction factor, due to a finite value of the decay rate difference $\Delta\Gamma_s$; $\mathcal{A}_{\Delta\Gamma}$ also appears in the definition of the effective lifetimes τ^{eff} :

$$\tau^{\text{eff}} = \tau_{B_s^0} \frac{1}{1 - y_s^2} \left(\frac{1 + 2\mathcal{A}_{\Delta\Gamma}y_s + y_s^2}{1 + \mathcal{A}_{\Delta\Gamma}y_s} \right) \quad (27)$$

with

$$\tau_{B_s^0} = \frac{1}{\Gamma_{B_s^0}} \quad y_s = \frac{\Delta\Gamma_s}{2\Gamma_{B_s^0}}. \quad (28)$$

Such lifetimes can also be used to determine $\Delta\Gamma_s$, see e.g. (Dunietz, 1995; Dunietz *et al.*, 2001; Hartkorn and Moser, 1999) and will be discussed in Section II.B. In general $\mathcal{A}_{\text{CP}}^{\text{dir}}$, $\mathcal{A}_{\text{CP}}^{\text{mix}}$ and $\mathcal{A}_{\Delta\Gamma}$ are governed by non-perturbative effects and there are no simple expressions for these quantities in terms of basic Standard Model parameters. These three quantities are, however, not independent and the following relation holds

$$(\mathcal{A}_{\text{CP}}^{\text{dir}})^2 + (\mathcal{A}_{\text{CP}}^{\text{mix}})^2 + (\mathcal{A}_{\Delta\Gamma})^2 = 1. \quad (29)$$

Under certain circumstances, we get, however, simplified expressions for $\mathcal{A}_{\text{CP}}^{\text{dir}}$, $\mathcal{A}_{\text{CP}}^{\text{mix}}$ and $\mathcal{A}_{\Delta\Gamma}$:

1. In the case of flavour-specific decays that are discussed in Section III, we have $\bar{\mathcal{A}}_f = 0$ and thus $\lambda_f = 0$, hence we get

$$\mathcal{A}_{\text{CP}}^{\text{fs,dir}} = 1, \quad \mathcal{A}_{\text{CP}}^{\text{fs,mix}} = 0, \quad \mathcal{A}_{\Delta\Gamma}^{\text{fs}} = 0, \quad (30)$$

$$\tau^{\text{fs,eff}} = \tau_{B_s^0} \frac{1 + y_s^2}{1 - y_s^2}. \quad (31)$$

2. Golden-plated modes have only one contributing CKM structure and one considers the decay into a CP eigenstate f . In that case we have $|\lambda_f| = 1$ and thus the simple relations

$$\mathcal{A}_{\text{CP}}^{\text{dir}} = 0, \quad \mathcal{A}_{\text{CP}}^{\text{mix}} = -\Im(\lambda_f), \quad \mathcal{A}_{\Delta\Gamma} = -\Re(\lambda_f). \quad (32)$$

Moreover the real and imaginary parts of λ_f are now given by simple combinations of CKM-elements, which will be discussed in Section IV.

After discussing the decay of a B_s^0 meson into the final state f , we consider next the time evolution of the decay rate for an \bar{B}_s^0 meson into the same final state f . It is given by

$$\Gamma[\bar{B}_s^0(t) \rightarrow f] = N_f |\mathcal{A}_f|^2 (1 + |\lambda_f|^2) (1 + a_{fs}^s) e^{-\Gamma t} \left\{ \frac{\cosh\left(\frac{\Delta\Gamma_s t}{2}\right)}{2} - \frac{1 - |\lambda_f|^2}{1 + |\lambda_f|^2} \frac{\cos(\Delta M_s t)}{2} \right. \\ \left. - \frac{2\Re(\lambda_f)}{1 + |\lambda_f|^2} \frac{\sinh\left(\frac{\Delta\Gamma_s t}{2}\right)}{2} + \frac{2\Im(\lambda_f)}{1 + |\lambda_f|^2} \frac{\sin(\Delta M_s t)}{2} \right\}. \quad (33)$$

The common pre-factors, i.e. N_f and $|\mathcal{A}_f|^2 (1 + |\lambda_f|^2)$, typically cancel in CP asymmetries and we do not need to know their value. This is very advantageous because the hadronic quantity \mathcal{A}_f is notoriously difficult to calculate. For the remaining unknown parameter λ_f in some cases additional assumptions can be made, e.g. that penguin

effects are small, which enables a theory prediction for λ_f and thus an extraction of meaningful physical results (i.e. a combination of CKM elements) from the measurement of a CP asymmetry.

For completeness we also consider the decay of B_s^0 - and \bar{B}_s^0 mesons into the CP conjugate of f , which will be

denoted by \bar{f} .

$$|\bar{f}\rangle = CP|f\rangle. \quad (34)$$

With the definitions

$$\bar{\mathcal{A}}_{\bar{f}} = \langle \bar{f} | \mathcal{H}_{eff} | \bar{B}_s^0 \rangle, \quad \lambda_{\bar{f}} = \frac{q \bar{\mathcal{A}}_{\bar{f}}}{p \mathcal{A}_{\bar{f}}} \quad (35)$$

and assuming $N_f = N_{\bar{f}}$ we get for the time evolution of the decay rates

$$\Gamma [B_s^0(t) \rightarrow \bar{f}] = N_f |\bar{\mathcal{A}}_{\bar{f}}|^2 (1 + |\lambda_{\bar{f}}|^{-2}) (1 - a_{\text{fs}}^s) e^{-\Gamma t} \left\{ \frac{\cosh\left(\frac{\Delta\Gamma_s t}{2}\right)}{2} - \frac{1 - |\lambda_{\bar{f}}|^{-2}}{1 + |\lambda_{\bar{f}}|^{-2}} \frac{\cos(\Delta M_s t)}{2} - \frac{2\Re\left(\frac{1}{\lambda_{\bar{f}}}\right)}{1 + |\lambda_{\bar{f}}|^{-2}} \frac{\sinh\left(\frac{\Delta\Gamma_s t}{2}\right)}{2} + \frac{2\Im\left(\frac{1}{\lambda_{\bar{f}}}\right)}{1 + |\lambda_{\bar{f}}|^{-2}} \frac{\sin(\Delta M_s t)}{2} \right\}, \quad (36)$$

$$\Gamma [\bar{B}_s^0(t) \rightarrow \bar{f}] = N_f |\bar{\mathcal{A}}_{\bar{f}}|^2 (1 + |\lambda_{\bar{f}}|^{-2}) e^{-\Gamma t} \left\{ \frac{\cosh\left(\frac{\Delta\Gamma_s t}{2}\right)}{2} + \frac{1 - |\lambda_{\bar{f}}|^{-2}}{1 + |\lambda_{\bar{f}}|^{-2}} \frac{\cos(\Delta M_s t)}{2} - \frac{2\Re\left(\frac{1}{\lambda_{\bar{f}}}\right)}{1 + |\lambda_{\bar{f}}|^{-2}} \frac{\sinh\left(\frac{\Delta\Gamma_s t}{2}\right)}{2} - \frac{2\Im\left(\frac{1}{\lambda_{\bar{f}}}\right)}{1 + |\lambda_{\bar{f}}|^{-2}} \frac{\sin(\Delta M_s t)}{2} \right\}. \quad (37)$$

The above formulae can be used to extract the observables ΔM_s , $\Delta\Gamma_s$ and a_{fs}^s from experiment, which can then be compared with the theory predictions. According to Eq.(11) and Eq.(12) these three observables are related to the matrix elements Γ_{12}^s and M_{12}^s , thus a Standard Model calculation of the three mixing observables requires a calculation of the box-diagrams in Fig.(1). The calculation of the Standard Model value for M_{12}^s is straight-forward. In principle there are nine different combinations of internal quarks, thus we get

$$M_{12}^s \propto \lambda_u^2 F(u, u) + \lambda_u \lambda_c F(u, c) + \lambda_u \lambda_t F(u, t) + \lambda_c \lambda_u F(c, u) + \lambda_c^2 F(c, c) + \lambda_c \lambda_t F(c, t) + \lambda_t \lambda_u F(t, u) + \lambda_t \lambda_c F(t, c) + \lambda_t^2 F(t, t) \quad (38)$$

with the CKM structures $\lambda_q = V_{qs}^* V_{qb}$. The functions $F(x, y)$ depend on the masses of the quarks x and y normalised to the W boson mass. Using CKM unitarity, i.e. $\lambda_u + \lambda_c + \lambda_t = 0$, we get

$$M_{12}^s \propto \lambda_c^2 [F(c, c) - 2F(u, c) + F(u, u)] + 2\lambda_c \lambda_t [F(c, t) - F(u, t) - F(u, c) + F(u, u)] + \lambda_t^2 [F(t, t) - 2F(u, t) + F(u, u)] \quad (39)$$

From this equation one sees clearly the arising GIM cancellation ((Glashow *et al.*, 1970)) in all three terms: if all masses would be equal, each of the three terms would vanish. Because of that also any constant term in the functions $F(x, y)$ cancels in M_{12}^s and only the mass dependent terms will survive. An explicit calculation shows that $F(x, y)$ grows strongly with the masses, thus there is a very severe GIM cancellation in the first two terms (m_u/M_W and m_c/M_W can be very well be approximated

by zero), while the third term will give a sizable contribution ($m_t/M_W > 1$). Since the CKM structures have all a similar size ($\lambda_c \propto \lambda^4 \propto \lambda_t$, with the Wolfenstein parameter λ ((Wolfenstein, 1983))) we get to a very good approximation

$$M_{12}^s \propto \lambda_t^2 [F(t, t) - 2F(u, t) + F(u, u)] \quad (40)$$

$$\propto \lambda_t^2 S_0 \left(\frac{m_t^2}{M_W^2} \right), \quad (41)$$

where S_0 denotes the Inami-Lim function ((Inami and Lim, 1981)). In that respect it is sometimes stated that only the top quark contributes to M_{12}^s . Formally the process of calculating M_{12}^s can be viewed as performing an operator product expansion (OPE) by integrating out the heavy W boson and the heavy top quark. Since both of these masses are far above the hadronic scale and the b quark mass, there is no doubt in the applicability of the OPE. This will change in the discussion of Γ_{12}^s . The complete calculation of M_{12}^s yields

$$M_{12}^s = \frac{G_F^2}{12\pi^2} \lambda_t^2 M_W^2 S_0(x_t) B f_{B_s}^2 M_{B_s^0} \hat{\eta}_B, \quad (42)$$

with simple pre-factors: the Fermi-constant G_F , the masses of the W -boson, M_W , and of the B_s meson, $M_{B_s^0}$ and the normalisation factor $1/12\pi^2$. As we have seen above there is only one CKM structure contributing $\lambda_t := V_{ts}^* V_{tb}$. The CKM elements are the only place in Eq.(42) where an imaginary part can arise. By writing

$$\lambda_t^2 = |\lambda_t|^2 \frac{\lambda_t}{\lambda_t^*} = |\lambda_t|^2 e^{i\phi_M} \quad (43)$$

we get an explicit expression for the phase ϕ_M . As discussed above, the result of the 1-loop diagrams

given in Fig.1 is denoted by the Inami-Lim function $S_0(x_t = (\bar{m}_t(\bar{m}_t))^2/M_W^2)$, where $\bar{m}_t(\bar{m}_t)$ is the \overline{MS} -mass ((Bardeen *et al.*, 1978)) of the top-quark. Perturbative 2-loop QCD corrections are compressed in the factor $\hat{\eta}_B \approx 0.84$, they have been calculated by (Buras *et al.*, 1990). All hadronic effects that describe the binding of the quarks into meson states as well as the non-perturbative QCD effects contributing to the transition of the B_s^0 meson into the \hat{B}_s^0 meson and vice versa are encoded in the hadronic matrix element of the arising four-quark $\Delta B = 2$ operator

$$Q = \bar{s}^\alpha \gamma_\mu (1 - \gamma_5) b^\alpha \times \bar{s}^\beta \gamma^\mu (1 - \gamma_5) b^\beta . \quad (44)$$

α and β are the colour indices of the b - and s -quark spinors. The hadronic matrix element⁴ of this operator is parametrised in terms of a decay constant f_{B_s} and a bag parameter B :

$$\langle Q \rangle \equiv \langle \hat{B}_s | Q | B_s \rangle = \frac{8}{3} M_{B_s}^2 f_{B_s}^2 B (/mu) , \quad (45)$$

The factor $8/3 = 2(1+1/N_c)$ stems from the colour structure. It ensures that the bag parameter B obtains the value 1 in vacuum insertion approximation. We also indicated the renormalisation scale dependence of the bag parameter; in our analysis we take $\mu = m_b$.

Sometimes a different notation for the QCD-corrections and the bag parameter is used in the literature (e.g. by the Flavour Lattice Averaging Group (FLAG): (Aoki *et al.*, 2014)), (η_B, \hat{B}) instead of ($\hat{\eta}_B, B$) with

$$\hat{\eta}_B B =: \eta_B \hat{B} \quad (46)$$

$$= \eta_B \alpha_s(\mu)^{-\frac{6}{23}} \left[1 + \frac{\alpha_s(\mu)}{4\pi} \right] \frac{5165}{3174} B , \quad (47)$$

$$\hat{B} = 1.51599 B . \quad (48)$$

The parameter \hat{B} has the advantage of being renormalisation scale and scheme independent.

A commonly used Standard Model prediction of ΔM_s was given by (Lenz and Nierste, 2011)

$$\Delta M_s^{\text{SM},2011} = (17.3 \pm 2.6) \text{ ps}^{-1} . \quad (49)$$

Using the most recent numerical inputs (G_F, M_W, M_{B_s} and m_b from the Particle Data Group (PDG) ((Olive *et al.*, 2014)), the top quark mass from (ATLAS and Collaborations, 2014), the non-perturbative parameters from FLAG (web-update of (Aoki *et al.*, 2014)) and CKM elements from the CKMfitter group (web-update of (Charles *et al.*, 2005)) - similar values can be taken from the UTfit group ((Bona *et al.*, 2006b)) - we predict the mass difference of the neutral B_s^0 mesons to be

$$\Delta M_s^{\text{SM},2015} = (18.3 \pm 2.7) \text{ ps}^{-1} . \quad (50)$$

Here the dominant uncertainty comes from the lattice predictions for the non-perturbative parameters B and f_{B_s} , giving a relative error of 14%. This input did not change compared to the 2011 prediction from (Lenz and Nierste, 2011). The uncertainty in the CKM elements contributes about 5% to the error budget. The CKM parameters were determined assuming unitarity of the 3×3 CKM matrix. For some new physics models this assumption might have to be given up, leading to larger CKM uncertainties. The uncertainties due to m_t, m_b and α_s can be safely neglected at the current stage. A detailed discussion of the input parameters and the error budget is given in the appendix.

There is, however, a word of caution: in the above theory prediction (50) we use the non-perturbative value from FLAG $f_{B_s} \sqrt{B} = 216 \pm 15 \text{ MeV}$ ⁵ (with $N_f = 2+1$ active flavours in the lattice simulations). However, only one number - from the HPQCD Collaboration ((Gamiz *et al.*, 2009)) - is included in the FLAG average. It would of course be advantageous to have more numbers from different collaborations and there are currently some more (mostly preliminary) numbers on the market:

$$f_{B_s} \sqrt{B} \approx 200 \text{ MeV} \Rightarrow \Delta M_s^{\text{HPQCD}} \approx 15.7 \text{ ps}^{-1} , \quad (51)$$

$$f_{B_s} \sqrt{B} \approx 211 \text{ MeV} \Rightarrow \Delta M_s^{\text{ETMC}} \approx 17.4 \text{ ps}^{-1} , \quad (52)$$

$$f_{B_s} \sqrt{B} \approx 227 \text{ MeV} \Rightarrow \Delta M_s^{\text{Fermilab}} \approx 20.2 \text{ ps}^{-1} . \quad (53)$$

HPQCD updated their results in (Dowdall *et al.*, 2014) and for our numerical estimate in Eq.(51) we had to read off the numbers from Fig. 3 in their proceedings ((Dowdall *et al.*, 2014)). Their investigations suggest a possible error of about 5% for $f_{B_s}^2 B$ in the near future, which would be a major improvement. The ETMC number stems from (Carrasco *et al.*, 2014), it is obtained with only two active flavours in the lattice simulation. The Fermilab-MILC number is an update for the LATTICE 2015 conference of (Bouchard *et al.*, 2011). The range of the above numbers seems to be nicely covered by the current FLAG average, but it would of course be very interesting to have final numbers and an average for the values given in Eq.(51), Eq.(52) and Eq.(53). There is also a large value from RBC-UKQCD presented at LATTICE 2015, $f_{B_s} \sqrt{B} = 262 \text{ MeV}$ (update of (Aoki *et al.*, 2015)). However, this number is obtained in the static limit and currently missing $1/m_b$ corrections are expected to be very sizable. Thus we do not give a value of ΔM_s for this lattice value. For our numerical analysis, we only use the value from FLAG. In summary, an uncertainty of about $\pm 5\%$ might be feasible for the theory prediction of ΔM_s taking future lattice improvements into account. The calculation of the decay rate difference $\Delta \Gamma_s$ is more

⁴ Throughout this review we will use the conventional relativistic normalisation for the B_s^0 meson states, i.e. $\langle B_s^0 | B_s^0 \rangle = 2EV$ (E : energy, V : volume).

⁵ This value is derived from the FLAG value of $f_{B_s} \sqrt{B}$. It is by accident equal to the value of $f_{B_d} \sqrt{B}$ quoted from HFLAG.

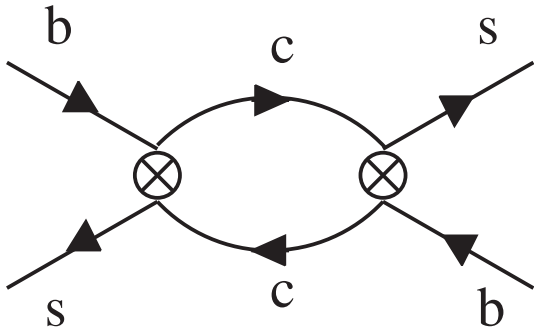


FIG. 2 To Γ_{12}^s only the box diagrams with internal up and charm quarks are contributing in the Standard Model, see Fig. 1. Integrating out the heavy W boson, we are left with a bi-local object, which is shown here for internal charm and anti charm quarks.

involved. In the box diagrams depicted in Fig.(1), we have to take into account now only the internal up and charm quarks. Integrating out all heavy particles (in this case only the W boson) we are not left with a local $\Delta B = 2$ operator as in the case of M_{12}^s , but with a bi-local object depicted in Fig. 2. To get to the level local operators, which is needed for being able to make a theory prediction, a second operator product expansion is required. The second OPE relies on the smallness of the parameter Λ/m_b , where Λ is expected to be of the order of the hadronic scale Λ_{QCD} . More precisely the HQE is an expansion in Λ normalised to the momentum release of the decay given by $\sqrt{M_i^2 - M_f^2}$, with the initial mass M_i and the final state masses M_f . For massless final states an expansion in Λ/m_b is generally expected to converge, while for a transition like $b \rightarrow c\bar{c}s$ it is not a priori clear, whether $\Lambda/\sqrt{m_b^2 - 4m_c^2}$ is converging. Thus the validity of this so-called heavy quark expansion (HQE) has to be tested by comparisons of experiment and theory. The formulation of the HQE is based on work by Voloshin and Shifman in (Khoze and Shifman, 1983), (Shifman and Voloshin, 1985), (Bigi and Uraltsev, 1992), (Blok and Shifman, 1993a), (Bigi *et al.*, 1992), (Blok and Shifman, 1993b) and in detail described in (Lenz, 2014). The HQE applies also for lifetimes and totally inclusive decay rates of heavy hadrons. Historically there had been several discrepancies between experiment and theory that questioned the validity of the HQE:

- In the mid-nineties the *missing charm puzzle* (see e.g. (Lenz, 2000) for a brief review) – a disagreement between experiment and theory about the average number of charm-quarks produced per b -decay – was a hot topic. Besides new physics also

a violation of quark hadron duality, i.e. a violation of the validity of the HQE was considered to be a possible solution of this discrepancy, in particular in the decay $b \rightarrow c\bar{c}s$. This issue has now been resolved, by both improved measurements and improved theory predictions (see (Krinner *et al.*, 2013)), leading to a nice agreement between experiment and theory.

- For a long time the Λ_b lifetime was measured to be considerably shorter than theoretically (i.e. according to estimates of the HQE) expected, this issue has been resolved experimentally, mostly by the LHCb Collaboration (e.g. (Aaij *et al.*, 2013i, 2014j,k)) but also by the TeVatron experiments (e.g. (Aaltonen *et al.*, 2014)). The history of the Λ_b -lifetime puzzle - HFAG quoted 2003 a value of $\tau_{\Lambda_b}^{\text{HFAG 2003}} = (1.229 \pm 0.080)$ ps, which is about 3 standard deviations away from the 2015 average of $\tau_{\Lambda_b}^{\text{HFAG 2015}} = (1.466 \pm 0.010)$ ps - and also (sometimes embarrassing) theoretical attempts to obtain low theory values are discussed in detail in the review of (Lenz, 2014). From a modern point of view, one finds that the old, low experimental values are mostly triggered by the use of semi-leptonic decays with an undetectable neutrino (Stone, 2014), while new measurements use non-leptonic decays. The huge range in the theory predictions for the Λ_b lifetime stems from our missing knowledge about the size of the hadronic matrix elements. Some theory groups tried to create some extraordinary large enhancements of these matrix elements in order to describe the experimental data, while other groups - including e.g. Bigi and Uraltsev, stuck to theory estimates that were in conflict with the old measurements, but agree perfectly with the new ones. The current status of lifetimes is depicted in Fig. 3. One finds a nice agreement between experiment and theory and no lifetime puzzle exists anymore. The theoretical precision is, however, strongly limited by a lack of up-to-date values for the arising non-perturbative parameters. For the Λ_b -baryon the most recent lattice numbers stem from 1999 ((Di Pierro *et al.*, 1999)) and for the B mesons the most recent numbers are from 2001 ((Becirevic, 2001)). This lack of theoretical investigations limits also our current knowledge about the intrinsic precision of the HQE.
- Since $\Delta\Gamma_s$ is dominated by a $b \rightarrow c\bar{c}s$ transition, the applicability of the HQE was in particular questioned for $\Delta\Gamma_s$, see e.g. (Ligeti *et al.*, 2010) and the discussion in (Lenz, 2011) and the references therein. In the last years this was also related to the unexpected measurement of a large value of the dimuon asymmetry by the D0 collaboration ((Abazov *et al.*, 2010a,b, 2011, 2014)). In 2012 the issue of

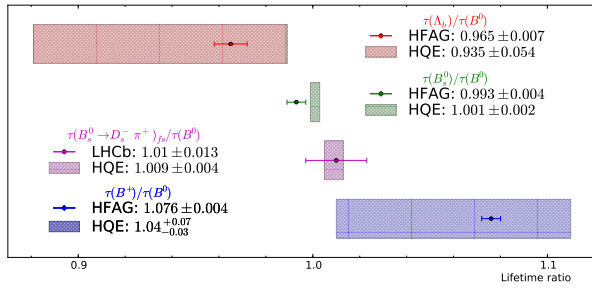


FIG. 3 Comparison of HQE predictions for lifetime ratios of heavy hadrons with experimental values. The theory values are taken from (Lenz, 2014). Experimental numbers are taken from HFAG ((Amhis *et al.*, 2014)).

$\Delta\Gamma_s$ was solved experimentally by a direct measurement of this quantity by the LHCb Collaboration. The current HFAG ((Amhis *et al.*, 2014)) average, combining values from LHCb, ATLAS, CMS, D0 and CDF, is in perfect agreement with the HQE prediction from (Lenz and Nierste, 2011), which is based on the calculations of (Beneke *et al.*, 1999a, 2003; Ciuchini *et al.*, 2003; Lenz and Nierste, 2007). This will be discussed in detail below.

All in all the HQE has been experimentally proven to be very successful and one could try next to test its applicability also for charm-physics, see e.g. (Bobrowski *et al.*, 2010; Lenz and Rauh, 2013) for some recent investigations. Charm studies would be very helpful for studying the intrinsic uncertainties of the HQE. Having more confidence in the validity of HQE, it can now also be applied to quantities that are sensitive to new physics, in particular to the semi-leptonic CP asymmetries, which will be discussed in Section III.

According to the HQE, Γ_{12}^s can be expanded as a power series in the inverse of the heavy b -quark mass and the strong coupling:

$$\Gamma_{12}^s = \frac{\Lambda^3}{m_b^3} \left(\Gamma_3^{s,(0)} + \frac{\alpha_s}{4\pi} \Gamma_3^{s,(1)} + \dots \right) + \frac{\Lambda^4}{m_b^4} \left(\Gamma_4^{s,(0)} + \dots \right) + \dots \quad (54)$$

Λ denotes a hadronic scale, which is assumed to be of the order of Λ_{QCD} , but its actual value has to be determined by a non-perturbative calculation. Each of the $\Gamma_i^{s,(j)}$ is a product of perturbative Wilson coefficients and non-perturbative matrix elements. In Γ_3^s these matrix elements arise from dimension 6 four-quark operators, in Γ_4^s from dimension 7 operators and so on.

The leading term in Eq.(54), $\Gamma_3^{s,(0)}$, was calculated already quite long ago by (Ellis *et al.*, 1977), (Hagelin, 1981), (Franco *et al.*, 1982), (Chau, 1983), (Buras *et al.*, 1984) and (Khoze *et al.*, 1987). Here three different 4-quark operators arise; besides Q from Eq.(44) these are

$$Q_S = \bar{s}^\alpha (1 + \gamma_5) b^\alpha \times \bar{s}^\beta (1 + \gamma_5) b^\beta, \quad (55)$$

$$\tilde{Q}_S = \bar{s}^\alpha (1 + \gamma_5) b^\beta \times \bar{s}^\beta (1 + \gamma_5) b^\alpha. \quad (56)$$

The general structure of the leading term Γ_3^s has three ($uc = cu$) different CKM contributions

$$\Gamma_3^s = - \sum_{x=u,c} \sum_{y=u,c} \lambda_x \lambda_y \Gamma_{12}^{s,xy} \quad (57)$$

and each factor $\Gamma_{12}^{s,xy}$ has contributions of the three operators Q , Q_S and \tilde{Q}_S

$$\Gamma_{12}^{s,xy} = \Gamma_{xy}^{s,Q} \langle Q \rangle + \Gamma_{xy}^{s,Q_S} \langle Q_S \rangle + \Gamma_{xy}^{s,\tilde{Q}_S} \langle \tilde{Q}_S \rangle. \quad (58)$$

The matrix elements of the new operators are typically parameterised as

$$\langle Q_S \rangle \equiv \langle \bar{B}_s | Q_S | B_s \rangle = -\frac{5}{3} M_{B_s^0}^2 f_{B_s}^2 B'_S, \quad (59)$$

$$\langle \tilde{Q}_S \rangle \equiv \langle \bar{B}_s | \tilde{Q}_S | B_s \rangle = \frac{1}{3} M_{B_s^0}^2 f_{B_s}^2 \tilde{B}'_S, \quad (60)$$

with the modified bag parameters

$$B'_X = \frac{M_{B_s^0}^2}{[\bar{m}_b(\bar{m}_b) + \bar{m}_s(\bar{m}_b)]^2} B_X \approx 1.57706 B_X. \quad (61)$$

In vacuum insertion approximation the unmodified bag parameters are equal to one. More reliable values can be obtained by using non-perturbative methods like QCD sum rules⁶ or lattice QCD. Q , Q_S and \tilde{Q}_S were determined by several lattice groups, who actually determined all five operators of the so-called SUSY basis⁷. (Becirevic *et al.*, 2002), (Carrasco *et al.*, 2014) and (Dowdall *et al.*, 2014)) use the notation O_1 , O_2 and O_3 for these three operators:

$$Q \equiv O_1, Q_S \equiv O_2, \tilde{Q}_S \equiv O_3. \quad (62)$$

In the case of (Bouchard *et al.*, 2011) there is also an additional factor 4 present.

$$Q \equiv 4O_1, Q_S \equiv 4O_2, \tilde{Q}_S \equiv 4O_3. \quad (63)$$

(Becirevic *et al.*, 2002) and (Carrasco *et al.*, 2014) use the same definitions of the bag parameters as we do

$$B \equiv B_1, B_S \equiv B_2, \tilde{B}_S \equiv B_3, \quad (64)$$

while (Dowdall *et al.*, 2014) and (Bouchard *et al.*, 2011) use the modified bag parameters

$$B \equiv B_1, B'_S \equiv B_2, \tilde{B}'_S \equiv B_3. \quad (65)$$

⁶ A QCD sum rule determination of $\langle Q \rangle$ is given e.g. in (Korner *et al.*, 2003). We will, however, not use the number obtained there in our analysis.

⁷ In the Standard Model only Q contributes to ΔM_s , while in extensions of the Standard Model additional contributions of new operators can appear. The whole set of these operators is called SUSY-basis and typically denoted by $O_1 \dots O_5$. It turns out, however, that all these five operators are also needed for a precise standard model prediction of $\Delta\Gamma_s$.

It turns out, that these three operators are not independent (see e.g. (Beneke *et al.*, 1996)) and that the following relation holds

$$R_0 = Q_S + \alpha_1 \tilde{Q}_S + \frac{\alpha_2}{2} Q = 0 + \mathcal{O}\left(\frac{\Lambda}{m_b}\right), \quad (66)$$

with the coefficients (obtained in (Beneke *et al.*, 1999a) using the renormalisation scheme described there)

$$\alpha_1 = 1 + \frac{\alpha_s(\mu)}{3\pi} \left(12 \ln \frac{\mu}{m_b} + 6\right), \quad (67)$$

$$\alpha_2 = 1 + \frac{\alpha_s(\mu)}{3\pi} \left(6 \ln \frac{\mu}{m_b} + \frac{13}{2}\right). \quad (68)$$

With the help of Eq.(66) one can eliminate one of the three operators; historically \tilde{Q}_S was eliminated. So one gets

$$\Gamma_{12}^{s,xy} = \left[\Gamma_{xy}^{s,Q} - \frac{1}{2} \frac{\alpha_2}{\alpha_1} \Gamma_{xy}^{s,\tilde{Q}_S} \right] \langle Q \rangle + \left[\Gamma_{xy}^{s,Q_S} - \frac{1}{\alpha_1} \Gamma_{xy}^{s,\tilde{Q}_S} \right] \langle Q_S \rangle + \mathcal{O}\left(\frac{\Lambda}{m_b}\right), \quad (69)$$

which was denoted in the literature as

$$\begin{aligned} \Gamma_{12}^{s,xy} &= \frac{G_F^2 m_b^2}{24\pi M_{B_s}} [G^{s,xy} \langle Q \rangle - G_S^{s,xy} \langle Q_S \rangle] + \Gamma_{12, \frac{1}{m_b}}^{s,xy} \quad (70) \\ &= \frac{G_F^2 m_b^2 f_{B_s}^2 M_{B_s}^0}{24\pi} \left[\frac{8}{3} G^{xy} B + \frac{5}{3} G_S^{xy} B'_S \right] + \Gamma_{12, \frac{1}{m_b}}^{xy}, \end{aligned}$$

where the Wilson coefficients $G^{s,xy}$ and $G_S^{s,xy}$ contain the result of the calculation of the box-diagrams with internal on-shell up- and/or charm quarks; $xy \in \{uu, uc, cc\}$. Neglecting the mass of the charm quark and penguin contributions, $G^{s,xy}$ and $G_S^{s,xy}$ read in LO-QCD

$$G^{s,xy} = 3C_1^2 + 2C_1 C_2 + \frac{1}{2} C_2^2, \quad (71)$$

$$G_S^{s,xy} = 3C_1^2 + 2C_1 C_2 - C_2^2, \quad (72)$$

where $C_{1,2}$ denote the usual $\Delta B = 1$ -Wilson coefficients of the effective Hamiltonian describing b -quark decays (in our notation C_2 corresponds to the colour allowed operator). Early LO-QCD estimates of $G^{s,xy}$ and $G_S^{s,xy}$ can be found in (Ellis *et al.*, 1977), (Hagelin, 1981), (Franco *et al.*, 1982), (Chau, 1983), (Buras *et al.*, 1984) and (Khoze *et al.*, 1987). NLO QCD-corrections, i.e. $\Gamma_3^{s,(1)}$ in Eq.(54), were done for the first time in (Beneke *et al.*, 1999a), they turned out to be quite large. This calculation was also a proof of the IR-safety of the HQE by direct calculation. The corresponding NLO-QCD diagrams are shown in Fig. 4. General arguments for such a proof were given already in the seminal paper of (Bigi and Uraltsev, 1992), which resolved the theoretical issues that were prohibiting a systematic expansion in the inverse of the heavy b -quark mass. Five years later the calculation of the QCD-corrections was confirmed and also sub-leading

CKM structures were included by (Beneke *et al.*, 2003) and (Ciuchini *et al.*, 2003). In these papers the full expressions for $G^{s,xy}$ and $G_S^{s,xy}$ are given; they also include contributions from the QCD penguin operators Q_{1-6} and the chromo-magnetic penguin operator Q_8 . (Beneke *et al.*, 2002) found that the use of $\tilde{m}_c(\tilde{m}_b)$ (charm mass at the bottom mass scale) instead of $\tilde{m}_c(\tilde{m}_c)$, sums up large logs of the form $m_c^2/m_b^2 \ln m_c^2/m_b^2$ to all orders; we will thus use the parameter \bar{z} in our numerical analysis, given by

$$\bar{z} = \left(\frac{\tilde{m}_c(\tilde{m}_b)}{\tilde{m}_b(\tilde{m}_b)} \right)^2. \quad (73)$$

In Eq.(70) the term $\Gamma_{12,1/m_b}^{s,xy}$ denotes sub-leading $1/m_b$ corrections to Γ_{12}^s - in Eq.(54) these terms were called $\Gamma_4^{s,(0)}$. Such sub-leading $1/m_b$ corrections were first calculated by (Beneke *et al.*, 1996) and they also turned out to be quite sizable. Here the arising operators are of dimension 7 (e.g. four quark operators with one derivative). These operators are denoted by R_0, R_1, R_2 and R_3 , as well as the colour-rearranged counterparts \tilde{R}_1, \tilde{R}_2 and \tilde{R}_3 , see e.g. (Lenz and Nierste, 2007) for more details. The operators R_0, R_1 and \tilde{R}_1 can be reduced to four-quark operators (see e.g. the definition of R_0 in Eq.(66)) and thus they can be studied with current lattice technologies; their results can be deduced from (Becirevic *et al.*, 2002), (Bouchard *et al.*, 2011), (Carrasco *et al.*, 2014) and (Dowdall *et al.*, 2014), who were calculating the full five-dimensional SUSY-basis of $\Delta B = 2$ -operators. All of those five operators contribute to Γ_{12}^s . The genuine dimension 7 operators R_2, R_3, \tilde{R}_2 and \tilde{R}_3 are considerably more complicated. For the corresponding matrix elements currently no lattice determination is available, so we have to rely on vacuum insertion approximation, i.e. the bag parameters $B_{R_2}, B_{R_3}, B_{\tilde{R}_2}$ and $B_{\tilde{R}_3}$ are set to one. First steps towards a non-perturbative determination of these matrix elements within the framework of QCD sum rules have been done by (Mannel *et al.*, 2007, 2011). Here a more complete study would be very desirable, because - as will be seen below - these parameters give currently the dominant uncertainty to Γ_{12}^s . At this stage now several comments are in order:

- Γ_{12}^s depends on $f_{B_s}^2 B$, which is currently not very well-known. Thus, it might be advantageous to consider the ratio Γ_{12}^s/M_{12}^s , where the decay constant cancels. One gets from this ratio

$$\text{Re} \left(\frac{\Gamma_{12}^s}{M_{12}^s} \right) = - \frac{\Delta \Gamma_s}{\Delta M_s}. \quad (74)$$

The ratio Γ_{12}^s/M_{12}^s can be further modified by using

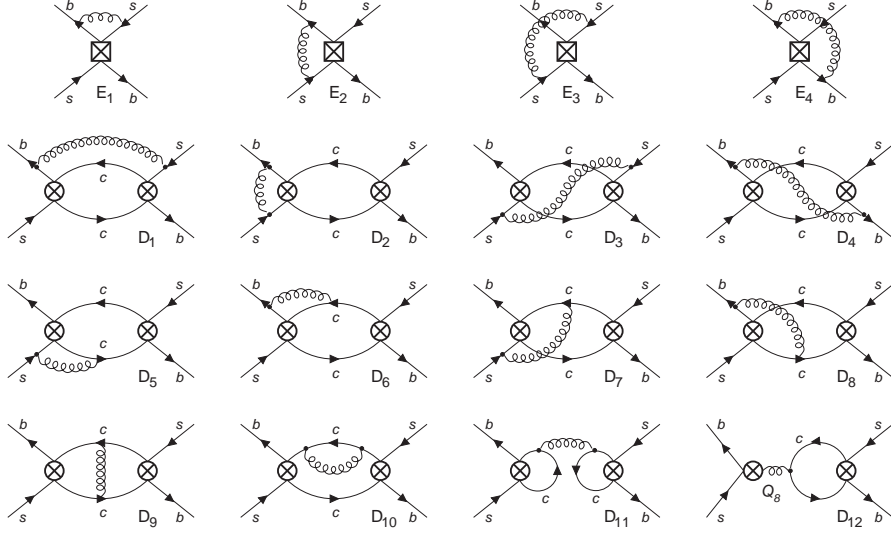


FIG. 4 Standard Model diagrams contributing to Γ_{12}^s at NLO-QCD, i.e. $\Gamma_3^{s,(1)}$. For obtaining the NLO-QCD Wilson coefficients one has to calculate 1-loop corrections to the $\Delta B = 2$ -operators (E1-E4) and also to the double insertion of $\Delta B = 1$ -operators (D1-D12). An explicit cancellation of all infra-red singularities in the matching was shown by (Beneke *et al.*, 1999a) and later by (Beneke *et al.*, 2003) and (Ciuchini *et al.*, 2003). Such an IR-safety is crucial for the consistency of the HQE. The next future steps will be the determination of $\Gamma_4^{s,(1)}$ and $\Gamma_3^{s,(2)}$. For that one has to take into account in the above diagrams a non-vanishing strange quark momentum and one has to add a further gluon in the above diagrams.

the CKM unitarity ($\lambda_u + \lambda_c + \lambda_t = 0$):

$$-\frac{\Gamma_{12}^s}{M_{12}^s} = \frac{\lambda_c^2 \Gamma_{12}^{s,cc} + 2\lambda_c \lambda_u \Gamma_{12}^{s,uc} + \lambda_u^2 \Gamma_{12}^{s,uu}}{\lambda_t^2 \tilde{M}_{12}^s} \quad (75)$$

$$= \frac{\Gamma_{12}^{s,cc}}{\tilde{M}_{12}^s} + 2 \frac{\lambda_u}{\lambda_t} \frac{\Gamma_{12}^{s,cc} - \Gamma_{12}^{s,uc}}{\tilde{M}_{12}^s} + \left(\frac{\lambda_u}{\lambda_t}\right)^2 \frac{\Gamma_{12}^{s,cc} - 2\Gamma_{12}^{s,uc} + \Gamma_{12}^{s,uu}}{\tilde{M}_{12}^s} \quad (76)$$

$$= -10^{-4} \left[c + a \frac{\lambda_u}{\lambda_t} + b \left(\frac{\lambda_u}{\lambda_t}\right)^2 \right], \quad (77)$$

where \tilde{M}_{12}^s is defined in such a way that only the CKM-dependence of M_{12}^s in Eq.(42) is split off. Eq.(77) introduces the a , b and c notation of (Beneke *et al.*, 2003). In the ratios $\Gamma_{12}^{s,xy}/\tilde{M}_{12}^s$ - which are the building blocks of the parameters a , b and c - many quantities cancel, in particular the decay constant f_{B_s} , the mass of the B_s meson and the Fermi constant. We get

$$\frac{\Gamma_{12}^{s,xy}}{\tilde{M}_{12}^s} = \frac{\pi m_b^2 \left[8G_S^{s,xy} + 5G_S^{s,xy} \frac{B'_S}{B} + \mathcal{O}\left(\frac{1}{m_b}\right) \right]}{6M_W S_0(x_t) \hat{\eta}_B}. \quad (78)$$

Now the first term, proportional to $G_S^{s,xy}$ is completely free of any non-perturbative contribution.

It can be completely determined in perturbative QCD. Because of all these cancellations a , b and c are theoretically quite clean and they are also almost identical for B_d and B_s mesons, except for differences in the primed bag factors and in the $1/m_b$ corrections. The way of writing Γ_{12}^s/M_{12}^s in Eq.(76) and Eq.(77) can be viewed as a Taylor expansion in the small CKM parameter λ_u/λ_t , for which we get

$$\frac{\lambda_u}{\lambda_t} = -8.0486 \cdot 10^{-3} + 1.81082 \cdot 10^{-2} I, \quad (79)$$

$$\left(\frac{\lambda_u}{\lambda_t}\right)^2 = -2.63126 \cdot 10^{-4} - 2.91491 \cdot 10^{-4} I. \quad (80)$$

Moreover a pronounced GIM ((Glashow *et al.*, 1970)) cancellation is arising in the coefficients a and b in Eq.(77). With the newest input parameters described in the appendix we get for the numerical values of a , b and c :

$$c = -48.0 \pm 8.3 \quad (-49.5 \pm 8.5), \quad (81)$$

$$a = +12.3 \pm 1.4 \quad (+11.7 \pm 1.3), \quad (82)$$

$$b = +0.79 \pm 0.12 \quad (+0.24 \pm 0.06). \quad (83)$$

The numbers in brackets denote the corresponding values for the B^0 system. Putting all this together,

we see that the real part of Γ_{12}^s/M_{12}^s is absolutely dominated by the coefficient c , while for the imaginary part only a and to a lesser extent b are contributing. We get

$$\begin{aligned} \Re\left(\frac{\Gamma_{12}^s}{M_{12}^s}\right) &= 10^{-4} \left(c + a\Re\left[\frac{\lambda_u}{\lambda_t}\right] + b\Re\left[\frac{\lambda_u^2}{\lambda_t^2}\right] \right) \\ &\Rightarrow \frac{\Delta\Gamma_s}{\Delta M_s} \approx -10^{-4}c, \end{aligned} \quad (84)$$

$$\begin{aligned} \Im\left(\frac{\Gamma_{12}^s}{M_{12}^s}\right) &= 10^{-4} \left(a\Im\left[\frac{\lambda_u}{\lambda_t}\right] + b\Im\left[\frac{\lambda_u^2}{\lambda_t^2}\right] \right) \\ &\Rightarrow a_{\text{fs}}^s \approx 10^{-4}a\Im\left[\frac{\lambda_u}{\lambda_t}\right]. \end{aligned} \quad (85)$$

So for a determination of only $\Delta\Gamma_s$ (or also $\Delta\Gamma_d$) to a good approximation the first term of Eq.(76) - or equivalently the coefficient c - is sufficient.

- Unfortunately it turned out after the calculation of the NLO-QCD and the sub-leading $1/m_b$ corrections that $\Delta\Gamma_s$ is not very well-behaved (see (Lenz, 2004)): all corrections are quite large and they have the same sign. Surprisingly this problem could be solved to a large extent by using Q and \tilde{Q}_S as the two independent operators instead of Q and Q_S , which is just a change of the operator basis, see (Lenz and Nierste, 2007). As an illustration of the improvement we discuss the real part of the ratio Γ_{12}^s/M_{12}^s and split up the terms according to Eq.(78). We leave only the ratio of bag parameter as free parameters, while we else insert all Standard Model parameters according to the values given in the appendix. We get now for $\Delta\Gamma_s/\Delta M_s$ in the old (operators Q and Q_S) and the new basis (operators Q and \tilde{Q}_S):

$$\begin{aligned} \frac{\Delta\Gamma_s}{\Delta M_s}^{\text{Old}} &= 10^{-4} \cdot \left[2.6 + 69.7\frac{B_S}{B} - 24.3\frac{B_R}{B} \right], \quad (86) \\ \frac{\Delta\Gamma_s}{\Delta M_s}^{\text{New}} &= 10^{-4} \cdot \left[44.8 + 16.4\frac{\tilde{B}_S}{B} - 13.0\frac{B_R}{B} \right], \quad (87) \end{aligned}$$

where B_R is an abbreviation for all seven bag parameters of the dimension 7 operators. In the old basis the first term, which has no dependence on non-perturbative lattice parameters, is almost negligible. The second term, that depends on the ratio of the matrix elements of the operators Q_S and Q is by far dominant and the third term, that describes $1/m_b$ -corrections gives an important negative contribution. Now, in the new basis the first term, being completely free of any non-perturbative uncertainties, is numerical dominant. The second term is sub-dominant and the $1/m_b$ -corrections became smaller and undesired cancellations therein

are less pronounced. Thus the second formulation has a much weaker dependence on the badly known bag parameters, also on the dimension seven ones. If all bag parameters would be known precisely, then such a change of basis has of course no effect, but since B_R is unknown and the ratios B'_S/B and \tilde{B}'_S/B are much worse known compared to $B/B = 1$, now a basis, where the coefficients of B_R/B and \tilde{B}'_S/B are small, gives results with a much better theoretical control. For more details we refer the reader to (Lenz and Nierste, 2007).

Currently also $1/m_b$ -corrections for the sub-leading CKM structures in Γ_{12}^s ((Dighe *et al.*, 2002)) and $1/m_b^2$ -corrections for $\Delta\Gamma_s$ ((Badin *et al.*, 2007)) are available - they are relatively small.

A commonly used Standard Model prediction for $\Delta\Gamma_s$ was given by (Lenz and Nierste, 2011)

$$\Delta\Gamma_s^{\text{SM},2011} = (0.087 \pm 0.021) \text{ ps}^{-1}. \quad (88)$$

With the most recent numerical inputs (G_F , M_W , M_{B_s} and m_b from the PDG ((Olive *et al.*, 2014)), the top quark mass from (ATLAS and Collaborations, 2014), the non-perturbative parameters from FLAG (web-update of (Aoki *et al.*, 2014)) and \tilde{B}_S/B , B_{R_0} , B_{R_1} and $B_{\tilde{R}_1}$ from (Becirevic *et al.*, 2002), (Bouchard *et al.*, 2011), (Carrasco *et al.*, 2014) and (Dowdall *et al.*, 2014) and CKM elements from CKMfitter (web-update of (Charles *et al.*, 2005)) [similar values can be taken from UTfit ((Bona *et al.*, 2006b))], we predict the decay rate difference of the neutral B_s mesons to be

$$\Delta\Gamma_s^{\text{SM},2015} = (0.088 \pm 0.020) \text{ ps}^{-1}. \quad (89)$$

The dominant uncertainty stems now from the dimension 7 bag parameter B_{R_2} (about 15%), briefly followed by $f_{B_s}\sqrt{B}$ (about 14 %) and the renormalisation scale dependence, which contributes about 8% to the error budget. A detailed listing of all the contributing uncertainties can be found in the appendix. In order to reduce the theory uncertainty to a value between 5% and 10%, a non-perturbative determination of B_{R_2} , a calculation of NNLO-QCD corrections (denoted by $\Gamma_3^{s,(2)}$ in Eq.(54), a first step in this direction, has been done by (Asatrian *et al.*, 2012) and by $\Gamma_4^{s,(1)}$) and more precise values of the matrix elements of the operators Q , Q_S and \tilde{Q}_S are mandatory. All of this seems to be feasible in the next few years.

In the discussion of the di-muon asymmetry below we will also need several mixing quantities from the B^0 -sector. Their calculation within the Standard Model is analogous to the one in the B_s^0 -sector. We present here numerical updates of the predictions given in (Lenz and Nierste, 2011). The input parameters are identical to the ones in the B_s^0 system, except $f_{B_d}\sqrt{B}$, \tilde{B}_S/B , M_{B^0} and m_d , which can be found in the same literature as the values

for the B_s^0 system. Our new predictions are

$$\Delta M_d^{\text{SM},2015} = (0.528 \pm 0.078) \text{ ps}^{-1}, \quad (90)$$

$$\Delta \Gamma_d^{\text{SM},2015} = (2.61 \pm 0.59) \cdot 10^{-3} \text{ ps}^{-1}, \quad (91)$$

$$\left(\frac{\Delta \Gamma_d}{\Gamma_d} \right)^{\text{SM},2015} = (3.97 \pm 0.90) \cdot 10^{-3}, \quad (92)$$

$$\Re \left(\frac{\Gamma_{12}^d}{M_{12}^d} \right)^{\text{SM},2015} = (-49.4 \pm 8.5) \cdot 10^{-4}. \quad (93)$$

A detailed error analysis is given in the appendix.

B. Experiment: Mass and decay rate difference ΔM_s and $\Delta \Gamma_s$

Experimental studies of ΔM_s and $\Delta \Gamma_s$ and their comparison with the theoretical predictions of Eq.(50) and Eq.(89) constitute an important SM test. In addition, ΔM_s together with the mass difference ΔM_d of the B^0 meson can be used to evaluate the ratio of the CKM parameters $|V_{ts}/V_{td}|$. These elements are not likely to be measurable with high precision in tree-level decays involving a top-quark, because the top quark is too short-lived to form a hadron (see e.g. (Olive *et al.*, 2014)), but the ratio between ΔM_d and ΔM_s provides a theoretically clean and precise constraint. Using the results discussed below, and un-quenched lattice calculations, Ref. (Olive *et al.*, 2014) quotes

$$\left| \frac{V_{td}}{V_{ts}} \right| = 0.216 \pm 0.001 \pm 0.011, \quad (94)$$

where the first error stems from experiment and the second from theory. Therefore, the measurement of ΔM_s , although not directly related to CP violation, contributes significantly to the test of the unitarity of the CKM matrix ((Amhis *et al.*, 2014)).

The measurement of ΔM_s and $\Delta \Gamma_s$ eluded experimentalists for a very long time. A relatively large value of $|V_{ts}|$ results in a high oscillation frequency of B_s^0 mesons and numerous transitions from particle to anti-particle during its lifetime. Therefore, a high precision of the proper decay length measurement is required to be sensitive to ΔM_s . On the other side, the measurement of $\Delta \Gamma_s$ is also challenging because of the relatively small value of $\Delta \Gamma_s/\Gamma_s$.

The measurement of ΔM_s was attempted by many experiments during more than 20 years; the CDF collaboration at Fermilab first succeeded to perform it with a statistical significance exceeding five standard deviations ((Abulencia *et al.*, 2006)).

From a technical point of view, the measurement of ΔM_s requires these essential components:

- identification of the flavor of the B_s^0 meson at the time of production;

- identification of the flavor of the B_s^0 meson when it decays;
- measurement of its proper lifetime.

To measure the final state of the B_s^0 meson decay, a flavour-specific transition is used. The simplest flavour-specific state is the semi-leptonic decay $B_s^0 \rightarrow D_s^- \mu^+ \nu_\mu$ since the muon usually provides an excellent possibility for an efficient selection of such decays during both the data taking and the subsequent analysis. However, the precision of the proper lifetime measurement in this decay mode is rather poor because of the missing neutrino taking some part of the B_s^0 momentum. Figure 5 shows the proper decay time resolution for different decay modes as a function of the B_s^0 proper decay time in the CDF measurement. The resolution in the semi-leptonic decay channel deteriorates very quickly with the increase of the proper time. Therefore, the ability of an experiment to reconstruct hadronic B_s^0 decays such as $B_s^0 \rightarrow D_s^- \pi^+$ plays a crucial role in the ΔM_s measurement.

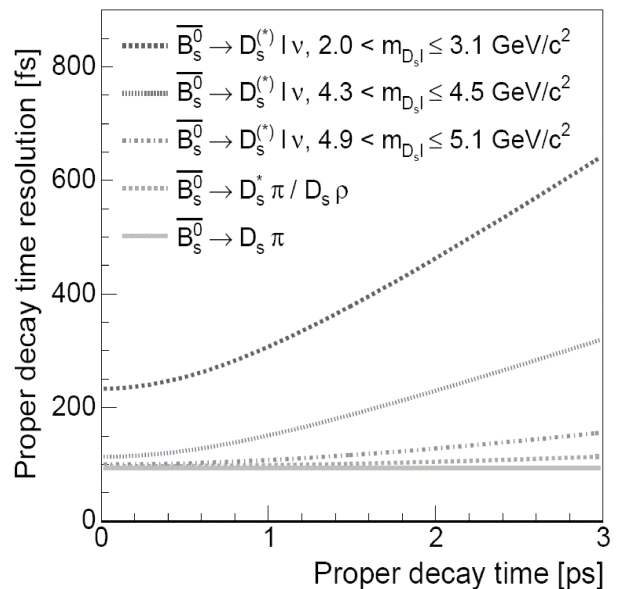


FIG. 5 The proper decay time resolution measured by the CDF collaboration. The plot is taken from Ref. (Abulencia *et al.*, 2006).

The identification of the B_s^0 initial state, also known as the *initial flavour tagging* (IFT), was first developed for hadron colliders by the CDF ((Abulencia *et al.*, 2006)) and D0 ((Abazov *et al.*, 2006b)) experiments at the Tevatron. In the LHCb implementation of the IFT ((Aaij *et al.*, 2012h, 2013f, 2015a)), the special capabilities of the detector, such as the particle identification and efficient reconstruction of secondary decays, are extensively used.

Technically, the IFT is divided into opposite-side (OS) and same-side (SS) tagging. The OS tagging is based

on the correlation of the flavours of two produced B hadrons, while the SS tagging exploits the correlation of the flavour of the B_s^0 meson and the charge of additional particles produced in the hadronisation of the initial b quark. The performance of the IFT is quantified by the *tagging power* P , which is expressed as $P = \epsilon(1 - 2w)^2$, where ϵ is the tagging efficiency and w is the wrong-tag probability. The tagging power multiplied by the total number of events in the analysis corresponds to the effective statistics used to measure ΔM_s .

The performance of the IFT in different experiments is presented in Table I. It includes the results of the ATLAS ((Aad *et al.*, 2014)) and CMS ((Khachatryan, 2015)) collaborations, who use the IFT for the measurement of CP violation. It can be seen that the tagging power never exceeds few percents meaning that a large statistics should be collected to obtain the significant measurement of ΔM_s . In general, the tagging power improves with a better understanding of the underlying event and with the refinement of multi-variate tagging methods. Table II taken from Ref. (Koppenburg, 2015) shows the improvement in tagging performance during Run I at the LHC. These progresses are likely to continue. In addition, these data show that the performance is mode-dependent.

Experiment	method	P (%)	Ref.
CDF	OS	1.8 ± 0.1	(Abulencia <i>et al.</i> , 2006)
CDF	SS	3.7 ± 0.9	(Abulencia <i>et al.</i> , 2006)
D0	OS	2.48 ± 0.21	(Abazov <i>et al.</i> , 2006b)
LHCb	OS	2.55 ± 0.4	(Aaij <i>et al.</i> , 2013f)
LHCb	SS	1.26 ± 0.17	(Aaij <i>et al.</i> , 2013f)
ATLAS	OS	1.45 ± 0.05	(Aad <i>et al.</i> , 2014)
CMS	OS	1.307 ± 0.31	(Khachatryan, 2015)

TABLE I Performance of the initial flavour tagging in different experiments. The numbers shown correspond to the same-side (SS) or the opposite-side (OS) tagging power (P). In general, flavour tagging depends upon the mode being investigated. CDF finds a SS tagging power of $P = (4.8 \pm 1.2)\%$ (Abulencia *et al.*, 2006) in the semileptonic decay sample.

The period of oscillation of the B_s^0 meson corresponding to $\Delta M_s = 17.76 \text{ ps}^{-1}$ is $T = 2\pi/\Delta M_s \simeq 350 \text{ fs}$. To measure it reliably and thus extract ΔM_s , the precision of the proper lifetime measurement should be at least four times better. The precision of the proper decay length measurement in the CDF experiment was about 100 fs, while for the LHCb experiment it is about 44 fs. This excellent performance together with large statistics collected by the LHCb experiment in the LHC Run I results in a much better precision of the ΔM_s measurement. They also succeeded to obtain a clear oscillation pattern in the proper decay length distribution, which is shown in Fig. 6.

The first double sided bound at 90 % C.L on the ΔM_s value was obtained by the D0 collaboration ((Abazov

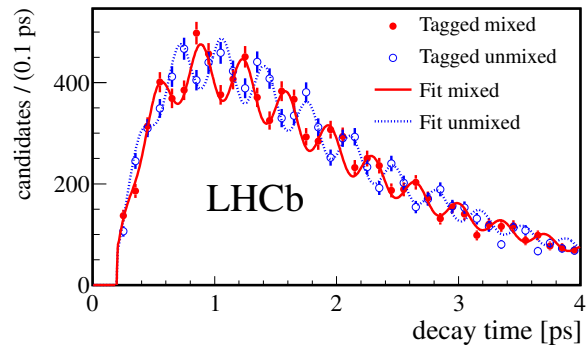


FIG. 6 Proper decay time distribution for the selected B_s^0 decays candidates tagged as mixed (different flavour at decay and production; red, continuous line) or unmixed (same flavour at decay and production; blue, dotted line). The data and the fit projections are plotted in a signal window around the reconstructed B_s^0 mass of $5.32 - 5.55 \text{ GeV}/c^2$. The plot is taken from Ref. (Aaij *et al.*, 2013h).

et al., 2006a)). Soon after that the CDF collaboration reported the actual measurement of this quantity ((Abulencia *et al.*, 2006))

$$\Delta M_s^{\text{CDF}} = 17.77 \pm 0.10(\text{stat}) \pm 0.07(\text{syst}) \text{ ps}^{-1}. \quad (95)$$

Later, the LHCb collaboration performed the most precise measurement of ΔM_s ((Aaij *et al.*, 2013h))

$$\Delta M_s^{\text{LHCb}} = 17.768 \pm 0.023(\text{stat}) \pm 0.006(\text{syst}) \text{ ps}^{-1}. \quad (96)$$

The combination of all ΔM_s measurements by the HFAG ((Amhis *et al.*, 2014)) gives

$$\Delta M_s^{\text{HFAG 2015}} = 17.757 \pm 0.021 \text{ ps}^{-1}. \quad (97)$$

The currently most precise measurement of $\Delta\Gamma_s$ consists in the simultaneous study of the proper decay length and angular distributions of the decay $B_s^0 \rightarrow J/\psi K^+ K^-$ which mainly includes the $B_s^0 \rightarrow J/\psi\phi$ final state. For simplicity, this study is denoted as $B_s^0 \rightarrow J/\psi\phi$ channel in the following discussion, although it should be remembered that the addition of the non-resonance contribution is required for an appropriate analysis of data. Both the CP-even and CP-odd B_s^0 states contribute in this decay mode and that is why its properties are sensitive to both the B_s^0 width difference and the phase ϕ_s (defined in Section IV.A) describing CP violation in the interference of decay and mixing.

All collider experiments at the Tevatron and LHC perform the measurement of $\Delta\Gamma_s$ in the $B_s^0 \rightarrow J/\psi\phi$ decay. The first results were obtained by the CDF ((Aaltonen *et al.*, 2012)) and D0 ((Abazov *et al.*, 2012a)) collaborations, who largely developed the measurement technique. The ATLAS ((Aad *et al.*, 2014)), CMS ((Khachatryan, 2015)) and LHCb ((Aaij *et al.*, 2015h)) collaborations continue this study at LHC, where a significantly larger

TABLE II Comparison of tagging performances ϵD^2 for selected time dependent CP violation measurements at the LHC.

Experiment	Decay	2011	Run I	Improvement
LHCb	$B_s^0 \rightarrow \phi\phi$	3.29% (Aaij <i>et al.</i> , 2013a)	5.38% (Aaij <i>et al.</i> , 2014e)	+64%
	$B_s^0 \rightarrow D_s D_s$		5.33% (Aaij <i>et al.</i> , 2014g)	
	$B_s^0 \rightarrow J/\psi K^+ K^-$	3.13% (Aaij <i>et al.</i> , 2013f)	3.73% (Aaij <i>et al.</i> , 2015h)	+19%
	$B_s^0 \rightarrow J/\psi \pi^+ \pi^-$	2.43% (Aaij <i>et al.</i> , 2012f)	3.89% (Aaij <i>et al.</i> , 2014h)	+60%
ATLAS	$B_s^0 \rightarrow J/\psi\phi$	1.45% (Aad <i>et al.</i> , 2014)	1.49% (Alpigiani, 2015)	+3%
CMS	$B_s^0 \rightarrow J/\psi\phi$	0.97% (CMS, 2014)	1.31% (Khachatryan, 2015)	+35%

statistics is collected and much more data are expected in the future.

As for ΔM_s , the measurement of $\Delta\Gamma_s$ in $B_s^0 \rightarrow J/\psi\phi$ decay requires IFT and the proper decay length of the B_s^0 meson. In addition, the study of the angular distributions of the B_s^0 decay products is needed. This is the reason why this analysis is sensitive to the quality of the data description by the simulation. All experiments succeed in achieving an excellent understanding of their detectors. As an example, Fig. 7 shows the distribution of one of the angles describing the $B_s^0 \rightarrow J/\psi\phi$ decay together with the result of the fit presented by the D0 collaboration.

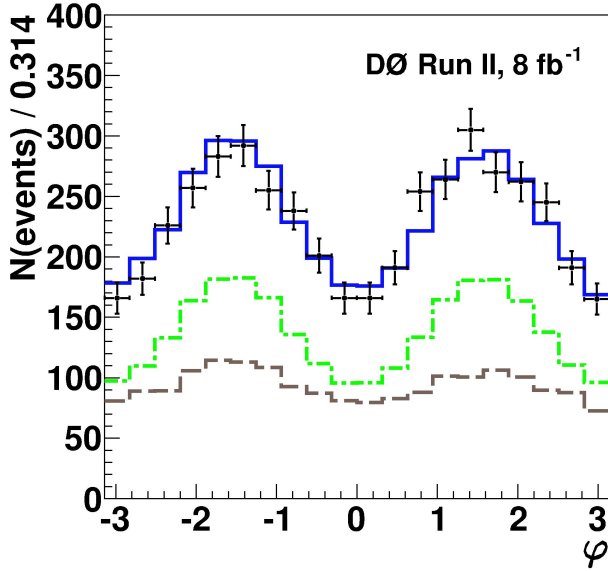


FIG. 7 One of the angles describing the kinematics of the $B_s^0 \rightarrow J/\psi\phi$ decay obtained by the D0 collaboration ((Abazov *et al.*, 2012a)). The signal contribution is enhanced by additional requirements on the reconstructed mass of the B_s^0 candidates ($5.31 < M(B_s^0) < 5.43$ GeV) and on the proper time $t > 1.0$ ps. The curves are projections of the maximum-likelihood fit. Shown are the signal (green dashed-dotted curve), total background (brown long-dashed curve) and the sum of signal and total background (blue solid curve).

The measurements of $\Delta\Gamma_s$ using $J/\psi\phi(K^+K^-)$ are summarised in Table III. It also includes the world average value obtained by the HFAG ((Amhis *et al.*, 2014)),

which is found to be

$$\Delta\Gamma_s = 0.079 \pm 0.006 \text{ ps}^{-1} \quad (B_s^0 \rightarrow J/\psi\phi). \quad (98)$$

The LHCb measurement dominates this average.

An alternative approach to determine $\Delta\Gamma_s$ relies upon the direct measurement of the effective lifetime of B_s^0 decays to pure CP eigenstates. The extraction of $\Delta\Gamma_s$ with this method is discussed in detail in Ref.(Fleischer and Knegjens, 2011a).

To first order in $y_s \equiv \Delta\Gamma_s/(2\Gamma_s)$, we have (Amhis *et al.*, 2014)

$$\tau_{single}(B_s^0 \rightarrow CP - \text{even}) \approx \frac{1}{\Gamma_L} \left(1 + \frac{(\phi_s)^2 y_s}{2} \right), \quad (99)$$

$$\tau_{single}(B_s^0 \rightarrow CP - \text{odd}) \approx \frac{1}{\Gamma_H} \left(1 - \frac{(\phi_s)^2 y_s}{2} \right) \quad (100)$$

where τ_{single} is the effective lifetime of the B_s^0 decaying to a specific CP -eigenstate state f . This formula assumes that $\mathcal{A}_{CP-EVEN}^{\Delta\Gamma} = \cos\phi_s$ and $\mathcal{A}_{CP-ODD}^{\Delta\Gamma} = -\cos\phi_s$, where the mixing angle ϕ_s will be defined in Section IV.A. Thus, the decay width measured in the CP -even final state, such as $B_s^0 \rightarrow K^+K^-$ and $B_s^0 \rightarrow D_s^+D_s^-$, is approximately equal to $1/\Gamma_L(s)$. Similarly, the CP -odd decay modes $B_s^0 \rightarrow J/\psi K_S^0$ and $B_s^0 \rightarrow J/\psi f_0(980)$ provide measurements of $1/\Gamma_H(s)$, thus $\Delta\Gamma_s$ can be obtained as the difference of these two quantities. There are several subtleties that need to be taken into account when using this method to measure $\Delta\Gamma_s$. For example, the decays $B_s^0 \rightarrow K^+K^-$ and $B_s^0 \rightarrow J/\psi K_S^0$ may suffer from CP violation due to interfering tree and loop amplitudes. Thus Ref. (Amhis *et al.*, 2014) uses only the effective lifetimes obtained for $D_s^+D_s^-$ (CP -even), and $J/\psi f_0$, $J/\psi\pi\pi$ (CP -odd) decays to obtain

$$\tau_{single}(B_s^0 \rightarrow CP - \text{even}) = 1.379 \pm 0.031 \text{ ps} \quad (101)$$

$$\tau_{single}(B_s^0 \rightarrow CP - \text{odd}) = 1.656 \pm 0.033 \text{ ps}. \quad (102)$$

Table IV summarises the current values as well as the average values of $1/\Gamma_L^s$ and $1/\Gamma_H^s$ reported in Ref. (Amhis *et al.*, 2014). Note that the effective lifetimes measured in $B_s^0 \rightarrow K^+K^-$ and $B_s^0 \rightarrow J/\psi K_S^0$ have not been used in these averages because of the difficulty in quantifying

Exp.	$\Delta\Gamma_s$ (ps ⁻¹)	Γ_s (ps ⁻¹)	Ref.
CDF	$0.068 \pm 0.026 \pm 0.009$	$0.654 \pm 0.008 \pm 0.004$	(Aaltonen <i>et al.</i> , 2012)
D0	$0.163^{+0.065}_{-0.064}$	$0.693^{+0.018}_{-0.017}$	(Abazov <i>et al.</i> , 2012a)
ATLAS	$0.053 \pm 0.021 \pm 0.010$	$0.677 \pm 0.007 \pm 0.004$	(Aad <i>et al.</i> , 2014)
CMS	$0.095 \pm 0.013 \pm 0.007$	$0.6704 \pm 0.0043 \pm 0.0051$	(Khachatryan, 2015)
LHCb	$0.0805 \pm 0.0091 \pm 0.0033$	$0.6603 \pm 0.0027 \pm 0.0015$	(Aaij <i>et al.</i> , 2015h)
HFAG 2015	0.079 ± 0.006	0.6649 ± 0.0022	(Amhis <i>et al.</i> , 2014)

TABLE III Measurements of $\Delta\Gamma_s$ in $B_s^0 \rightarrow J/\psi\phi$ decay. The last line gives the world average value obtained by HFAG.

the penguin contribution in these modes. These effective lifetimes correspond to

$$\Delta\Gamma_s = 0.121 \pm 0.020. \quad (103)$$

This value is higher by two standard deviations than the one shown in Eq. (98). However, this difference should be considered with caution. The value in Eq. (103) is obtained with theoretical assumptions and external input on weak phases and hadronic parameters.

Using these data in conjunction with the $J/\psi\phi(K^+K^-)$ determinations of $\Delta\Gamma_s$, the current experimental average is (Amhis *et al.*, 2014)

$$\Delta\Gamma_s^{\text{HFAG 2015}} = 0.083 \pm 0.006 \text{ ps}^{-1}. \quad (104)$$

The comparison of different lifetime measurements of CP eigenstates, which can be used to extract $\Delta\Gamma_s$ is presented in Fig. 8.

At the end of this section we would like to compare the experimental and theoretical numbers for the mass difference and the decay rate difference. For the experimental value of the mass difference we take the value from Eq. (97) and for the value of the decay width difference we take Eq. (104). For the theory value, we take the more precise prediction of the ratio $\Delta\Gamma_s/\Delta M_s$. We find a very good agreement for experiment and theory

$$\frac{(\Delta\Gamma_s/\Delta M_s)^{\text{Exp}}}{(\Delta\Gamma_s/\Delta M_s)^{\text{SM}}} = \frac{0.00467(1 \pm 0.072)}{0.00481(1 \pm 0.173)} \quad (105)$$

$$= 0.97 \pm 0.07 \pm 0.17. \quad (106)$$

In the last line the first error is the experimental one and the second the theoretical one. This results proves that the heavy quark expansion is working in the B -sector with a precision of at least 20%, also for the decay channel $b \rightarrow c\bar{c}s$, which seems to be most sensitive to violations of quark hadron duality. Assuming that there are no new physics effects in ΔM_s and taking into account that the ratio $\Delta\Gamma_s/\Delta M_s$ is theoretically cleaner than $\Delta\Gamma_s$ alone, we get an improved prediction for $\Delta\Gamma_s$

$$\Delta\Gamma_s^{\text{SM,2015b}} = \left(\frac{\Delta\Gamma_s}{\Delta M_s} \right)^{\text{SM}} \cdot \Delta M_s^{\text{Exp}} = 0.085 \pm 0.015 \text{ ps}^{-1}. \quad (107)$$

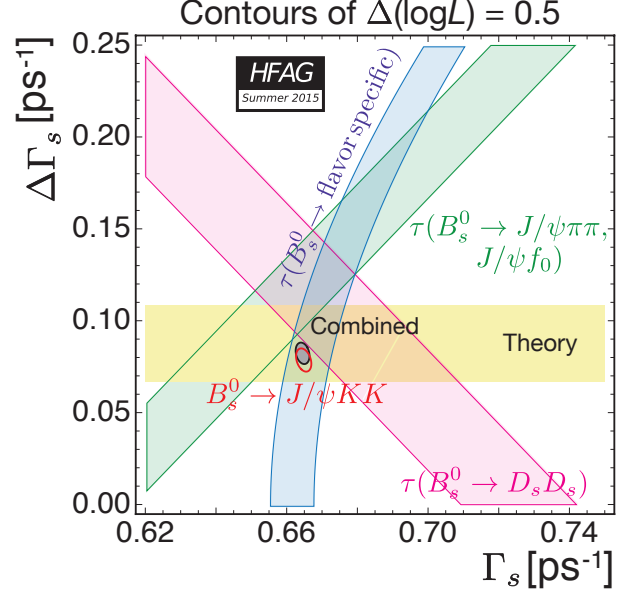


FIG. 8 The average of all the $B_s^0 \rightarrow J/\psi\phi$ and $B_s^0 \rightarrow J/\psi K^+ K^-$ results is shown as the red contour, and the constraints given by the effective lifetime measurements of B_s^0 to flavour-specific (see Eq.(31)), pure CP-odd and pure CP-even final states are shown as the blue, green and purple bands, respectively. The average taking all constraints into account is shown as the grey-filled contour. The yellow band is the theory prediction given in Eq.(88) that assumes no new physics in B_s^0 mixing. The plot is taken from (Amhis *et al.*, 2014).

This is the most precise theory value for $\Delta\Gamma_s$ that can currently be obtained. In future this theory uncertainty might be improved by a factor of up to three.

III. CP VIOLATION IN MIXING

A. Theory: HQE

CP violation in mixing is described by the weak mixing phase ϕ_{12}^s

defined in Eq.(13). It can be measured directly via CP asymmetries of so-called flavour-specific or semi leptonic decays. A flavour specific decay $B_s^0 \rightarrow f$ is defined by

Quantity	Source	Channel	result (ps)
$1/\Gamma_L^s$	LHCb(Aaij <i>et al.</i> , 2014a)	$B_s^0 \rightarrow K^+ K^-$	$1.407 \pm 0.016 \pm 0.007$
	LHCb(Aaij <i>et al.</i> , 2014b)	$B_s^0 \rightarrow D_s^+ D_s^-$	$1.379 \pm 0.026 \pm 0.017$
$1/\Gamma_H^s$	CDF (Aaltonen <i>et al.</i> , 2011)	$B_s^0 \rightarrow J/\psi f_0(980)$	$1.70_{-0.11}^{+0.12} \pm 0.03$
	LHCb (Aaij <i>et al.</i> , 2012d)	$B_s^0 \rightarrow J/\psi f_0(980)$	$1.700 \pm 0.040 \pm 0.026$
	LHCb(Aaij <i>et al.</i> , 2013g)	$B_s^0 \rightarrow J/\psi K_s^0$	$1.75 \pm 0.12 \pm 0.07$
	LHCb(Aaij <i>et al.</i> , 2013f)	$B_s^0 \rightarrow J/\psi \pi^+ \pi^-$	$1.652 \pm 0.024 \pm 0.024$

TABLE IV The B_s^0 width difference can be extracted from lifetime measurements in different channels with a definite CP quantum number.

the following properties:

- The decays $\bar{B}_s^0 \rightarrow f$ and $B_s^0 \rightarrow \bar{f}$ are forbidden. This reads in our notation

$$\bar{\mathcal{A}}_f = 0 = \mathcal{A}_{\bar{f}} \quad (108)$$

and thus

$$\lambda_f = 0 = \frac{1}{\lambda_{\bar{f}}} . \quad (109)$$

Thus the time evolution of these decays is quite simple, compared to the general case.

- No direct CP violation arises in the decay, i.e. $|\langle f | \mathcal{H}_{eff} | B_s^0 \rangle| = |\langle \bar{f} | \mathcal{H}_{eff} | \bar{B}_s^0 \rangle|$, which again reads in our notation

$$|\mathcal{A}_f| = |\bar{\mathcal{A}}_{\bar{f}}| . \quad (110)$$

Examples for such decays are e.g. $B_s^0 \rightarrow D_s^- \pi^+$ or $B_s^0 \rightarrow X l \nu$ - therefore the corresponding asymmetries are also called *semi-leptonic CP asymmetries*. The CP asymmetry for flavour-specific decays is defined as

$$a_{fs}^s = \frac{\Gamma(\bar{B}_s^0(t) \rightarrow f) - \Gamma(B_s^0(t) \rightarrow \bar{f})}{\Gamma(\bar{B}_s^0(t) \rightarrow f) + \Gamma(B_s^0(t) \rightarrow \bar{f})} \equiv a_{sl}^s . \quad (111)$$

Inserting the time evolution of the B_s^0 mesons - given in Eq.(33) and Eq.(36) - the flavour specific CP asymmetry a_{fs}^s can be further simplified⁸ as

$$\begin{aligned} a_{fs}^s &= -2 \left(\left| \frac{q}{p} \right| - 1 \right) \\ &= \Im \left(\frac{\Gamma_{12}^s}{M_{12}^s} \right) = \left| \frac{\Gamma_{12}^s}{M_{12}^s} \right| \sin \phi_{12}^s . \end{aligned} \quad (112)$$

For the SM prediction of the flavour-specific asymmetries we can now simply use our determination of the ratio of the matrix elements M_{12}^s and Γ_{12}^s from the previous

section, in particular we need only the coefficient a (b gives only a small correction) defined in Eq.(77) to get:

$$a_{fs}^s \approx \Im \left(\frac{\lambda_u}{\lambda_t} \right) \cdot a \cdot 10^{-4} . \quad (113)$$

The coefficient a was given given by the difference of the internal charm-charm loop and the internal up-charm loop. Using the exact expression for $\Im(\Gamma_{12}^s/M_{12}^s)$ the Standard Model prediction of a_{fs}^s was given by (Lenz and Nierste, 2011)

$$a_{fs}^{s,SM,2011} = (1.9 \pm 0.3) \cdot 10^{-5} . \quad (114)$$

With the most recent numerical inputs (G_F , M_W , M_{B_s} and m_b from the PDG ((Olive *et al.*, 2014)), the top quark mass from (ATLAS and Collaborations, 2014), the non-perturbative parameters from FLAG (web-update of (Aoki *et al.*, 2014)) and \tilde{B}_S/B , B_{R_0} , B_{R_1} and $B_{\bar{R}_1}$ from (Becirevic *et al.*, 2002), (Bouchard *et al.*, 2011), (Carasco *et al.*, 2014) and (Dowdall *et al.*, 2014) and CKM elements from CKMfitter (web-update of (Charles *et al.*, 2005)) (similar values can be taken from UTfit (Bona *et al.*, 2006b)) we predict the flavour-specific CP asymmetries of the neutral B_s^0 mesons to be

$$a_{fs}^{s,SM,2015} = (2.22 \pm 0.27) \cdot 10^{-5} . \quad (115)$$

The dominant uncertainty stems now from the renormalisation scale dependence, with about 9%, followed by the CKM dependence with about 5% and the charm quark mass dependence with about 4%. A detailed discussion of the uncertainties is given in the appendix. Because of this small value and the proven validity of the HQE, the flavour-specific asymmetries represent a nice null test, as any sizable experimental deviation from the prediction in Eq.(115) is a clear indication for new physics.

In addition we obtain the SM prediction for the mixing phase ϕ_{12}^s :

$$\phi_{12}^{s,SM,2015} = (4.6 \pm 1.2) \cdot 10^{-3} \text{ rad} \quad (116)$$

$$= 0.26^\circ \pm 0.07^\circ . \quad (117)$$

In the discussion of the di-muon asymmetry below we also need the semi-leptonic CP asymmetry from the B^0 -sector. Its calculation within the SM is analogous to the

⁸ This result was already used in Eq.(15).

one of a_{sl}^s . We update the predictions given in (Lenz and Nierste, 2011), by using the same input parameters as for the B_s^0 -system, except using M_{B^0} , m_d and \tilde{B}_S/B . We get as new predictions

$$a_{\text{fs}}^{d,\text{SM},2015} = (-4.7 \pm 0.6) \cdot 10^{-4}, \quad (118)$$

$$\begin{aligned} \phi_{12}^{d,\text{SM},2015} &= (-0.096 \pm 0.025) \text{ rad} \\ &= -5.5^\circ \pm 1.4^\circ. \end{aligned} \quad (119)$$

A more detailed analysis of the uncertainties can be found in the appendix.

Measurements of the di-muon asymmetry triggered a lot of interest in B^0 and B_s^0 mixing, because early measurements seemed to indicate large new physics effects. Originally, the di-muon asymmetry A_{CP} was considered to be given by a linear combination of the semi-leptonic CP asymmetries in the B^0 and the B_s^0 system (see e.g. (Abazov *et al.*, 2010a,b, 2011))

$$A_{CP} = C_d a_{\text{sl}}^d + C_s a_{\text{sl}}^s, \quad (120)$$

with C_d and C_s being roughly equal. The large deviation of the measured value of A_{CP} from the calculated values of the linear combination of a_{sl}^d and a_{sl}^s seemed to be a hint for large new physics effects in the semi-leptonic CP asymmetries. In 2013 Borissov and Hoeneisen ((Borissov and Hoeneisen, 2013)) found that there is actually also an additional contribution from indirect CP violation. This led to the following new interpretation (also used in (Abazov *et al.*, 2014))

$$A_{CP} = C_d a_{\text{sl}}^d + C_s a_{\text{sl}}^s + C_{\Delta\Gamma_d} \frac{\Delta\Gamma_d}{\Gamma_d}. \quad (121)$$

Because of the small value of $\Delta\Gamma_d$ in the SM, see Eq.(91) and Eq.(92) the additional term did not solve the discrepancy. Uli Nierste pointed out in a talk at CKM 2014, that the relation should be further modified to

$$A_{CP} = C_d a_{\text{sl}}^d + C_s a_{\text{sl}}^s + \frac{1}{2} C_{\Delta\Gamma_d} \frac{\Delta\Gamma_d}{\Gamma_d}. \quad (122)$$

An interesting feature of this new interpretation is that a large enhancement of $\Delta\Gamma_d$ by new physics effects is currently not excluded by other constraints. The investigation of (Bobeth *et al.*, 2014) has shown that currently enhancements of $\Delta\Gamma_d$ by several hundred per cent are not excluded by any other experimental constraint - such an enhancement could bring the di-muon asymmetry in agreement with experiment. One possible enhancement mechanism would be e.g. new $bd\tau\tau$ transitions. Since two tau leptons are lighter than a B^0 meson such a new operator could contribute to Γ_{12}^d . This possibility can be tested by investigating $bd\tau\tau$ transitions directly. In Fig. 9 we show the possible enhancement of $\Delta\Gamma_d$ due to new scalar (l.h.s.) and due to new vector (r.h.s.) $bd\tau\tau$ -operators. Currently enhancements within the yellow regions are allowed. In the case of vector operators $\Delta\Gamma_d$

can be enhanced to about 3.5 the SM value of $\Delta\Gamma_d$. The connection between a direct measurement of or a bound on $B^0 \rightarrow \tau^+\tau^-$ is given by the red line. From Fig. 9 one can read off that a bound on $B^0 \rightarrow \tau^+\tau^-$ of the order of 10^{-3} would limit the enhancement of $\Delta\Gamma_d$ to about 15% of the SM value in the case of scalar new physics operators and to about 50% of the SM value in the case of scalar new physics operators. Similar relations between a possible enhancement of $\Delta\Gamma_d$ and a direct search for $B^0 \rightarrow X_d\tau^+\tau^-$ and $B^+ \rightarrow \pi^+\tau^+\tau^-$ are indicated by the blue line and the green line.

Another enhancement mechanism would be new physics effects in tree-level decays, which are typically neglected. Such studies were performed systematically in (Bobeth *et al.*, 2015, 2014; Brod *et al.*, 2015) and could also lead to sizable enhancements of $\Delta\Gamma_d$. Here a more precise measurement of $\Delta\Gamma_d$ would of course be very helpful.

B. Experiment: Semi-leptonic asymmetries a_{sl}^s and a_{sl}^d , the di-muon asymmetry

The measurement of the flavour-specific charge asymmetry is conceptually simple. Essentially, it involves the measurement of the asymmetry between flavour-specific decays $B_s^0 \rightarrow f$ and $\bar{B}_s^0 \rightarrow \bar{f}$. As the expected value of the asymmetry is tiny, great care needs to be taken to assess any potential source of asymmetry, for example, production dynamics, background sources, or detection asymmetry. The final state typically used for this measurement is the semi-leptonic decay $B_s^0 \rightarrow D_s^{(*)-} \mu^+ \nu$ where the notation (*) denotes the production of either D_s^- , D_s^{*-} , or D_{sJ} states. The published results consider only the decay $D_s \rightarrow \phi\pi$ with $\phi \rightarrow K^+K^-$. The initial flavor of the B_s^0 meson is not determined and the measured quantity is

$$A_{\text{meas}} = \frac{N(D_s^- \mu^+) - N(D_s^+ \mu^-)}{N(D_s^- \mu^+) + N(D_s^+ \mu^-)}, \quad (123)$$

where $N(f)$ ($f = D_s^- \mu^+$ or $D_s^+ \mu^-$) is the number of reconstructed events in the final state f . It can be expressed as

$$\begin{aligned} N(f) \propto \int_0^{+\infty} & [\sigma(B_s^0)\Gamma(B_s^0(t) \rightarrow f) + \\ & \sigma(\bar{B}_s^0)\Gamma(\bar{B}_s^0(t) \rightarrow f)] \epsilon(f, t) dt. \end{aligned} \quad (124)$$

This expression takes into account the absence of the initial flavour tagging, the possible difference in the production cross-sections $\sigma(B_s^0)$ and $\sigma(\bar{B}_s^0)$, and time dependent reconstruction efficiency $\epsilon(f, t)$ of the final state f . Note that the measured raw asymmetry is potentially affected by detection asymmetries, in particular differences between $\mu^+ - \mu^-$, and $\pi^+ - \pi^-$ detection efficiencies. However, the two kaons from ϕ decay have almost the

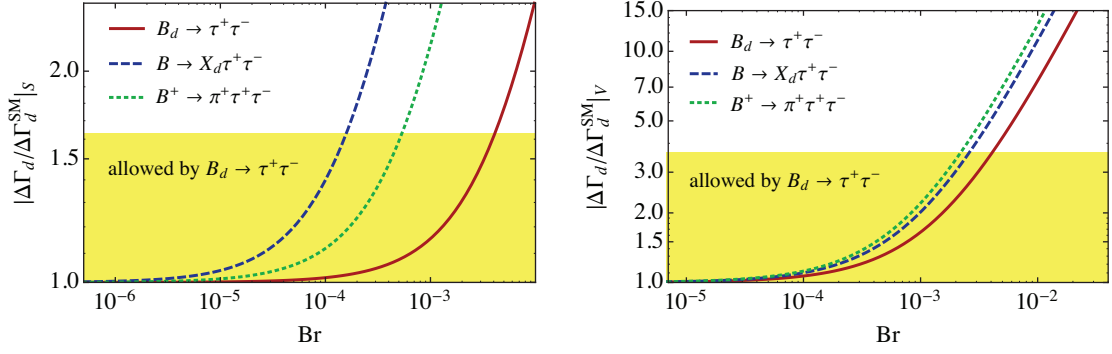


FIG. 9 The possible enhancement factor of $\Delta\Gamma_d$ by new scalar (l.h.s) or vector (r.h.s) $bd\tau\tau$ operators are indicated by the yellow region. In the case of a scalar operator $\Delta\Gamma_d$ can still be enhanced to about 1.6 times of the SM values. In the case of a vector operator $\Delta\Gamma_d$ can even be enhanced to about 3.5 times of the SM values. More precise bounds on $B^0 \rightarrow \tau^+\tau^-$, $B^0 \rightarrow X_d\tau^+\tau^-$ and $B^+ \rightarrow \pi^+\tau^+\tau^-$ could further shrink the allowed enhancement factor. The relation between the bounds $B^0 \rightarrow \tau^+\tau^-$, $B^0 \rightarrow X_d\tau^+\tau^-$ and $B^+ \rightarrow \pi^+\tau^+\tau^-$ and the possible enhancement factor of $\Delta\Gamma_d$ is given by the red, blue and green line.

same momentum spectrum. Thus, their selection does not induce any detection asymmetry.

Using the expressions of the time evolution of B_s^0 mesons, assuming that the ratio of the reconstruction efficiencies $r_\epsilon \equiv \epsilon(D_s^- \mu^+, t)/\epsilon(D_s^+ \mu^-, t)$ does not depend on time, and neglecting the second order terms, the semi-leptonic charge asymmetry a_{sl}^s is related to A_{meas} as

$$A_{meas} = \frac{a_{sl}^s}{2} - \frac{1 - r_\epsilon}{2} + \left(a_P - \frac{a_{sl}^s}{2} \right) I \quad (125)$$

$$I \equiv \frac{\int_0^{+\infty} e^{-\Gamma_s t} \cos(\Delta M_s t) \epsilon(t) dt}{\int_0^{+\infty} e^{-\Gamma_s t} \cosh(\Delta\Gamma_s t/2) \epsilon(t) dt}.$$

Here a_P is the production asymmetry of the B_s^0 meson defined as

$$a_P = \frac{\sigma(B_s^0) - \sigma(\bar{B}_s^0)}{\sigma(B_s^0) + \sigma(\bar{B}_s^0)}. \quad (126)$$

The asymmetry a_P is zero at a $p\bar{p}$ collider, while it does not exceed a few percent for the B_s^0 production at LHC (see (Aaij *et al.*, 2012g, 2013d; Norrbin and Vogt, 2000)). Because of the large value of ΔM_s , the value of I is about 0.2%. As a result, the value of the third term in Eq. (125) is of the order of 10^{-4} and can be safely neglected. Thus, the main experimental task in the measurement of the a_{sl}^s is the determination of r_ϵ .

Measurements of the asymmetry a_{sl}^s have been reported by the D0 ((Abazov *et al.*, 2013)) and LHCb ((Aaij *et al.*, 2014c)) collaborations. Both D0 and LHCb collected large statistics using semi-leptonic B_s^0 decays. The number of reconstructed signal events in the D0 measurement is 215763 ± 1467 . The corresponding $\mu^\pm \phi \pi^\mp$ mass distribution is shown in Fig. 10. The number of reconstructed signal events in the LHCb measurement is 184817 ± 484 . The corresponding mass distribution is shown in Fig. 11.

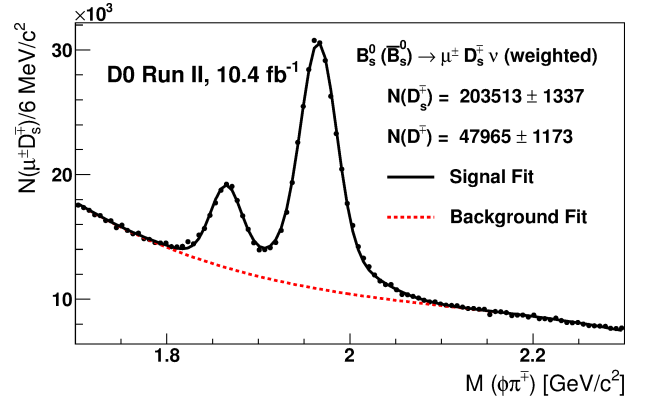


FIG. 10 The weighted $K^+K^-\pi^\mp$ invariant mass distribution for the $\mu\phi\pi^\mp$ sample. The solid line represents the result of the fit and the dashed line shows the background parametrisation. The lower mass peak is due to the decay $D^\mp \rightarrow \phi\pi^\mp$ and the second peak is due to the D_s^\mp meson decay. Note the suppressed zero on the vertical axis. The plot is taken from (Abazov *et al.*, 2013).

The important feature of both experiments is a regular reversal of the magnet polarities. In the D0 experiment, the polarities of the toroidal and solenoidal magnetic fields were reversed on average every two weeks so that the four solenoid-toroid polarity combinations are exposed to approximately the same integrated luminosity. D0 reported only results averaged over all the magnet polarities. The 1 fb^{-1} LHCb sample comprises approximately 40% of data taken with the magnetic field up, oriented along the positive y -axis in the LHCb coordinate system, and the rest with the opposite down polarity. LHCb analyses data with magnetic field up and down separately, to allow a quantitative assessment of charge-dependent asymmetries. Figure 12 shows their measurement of the ratio r_ϵ for two magnet polarities.

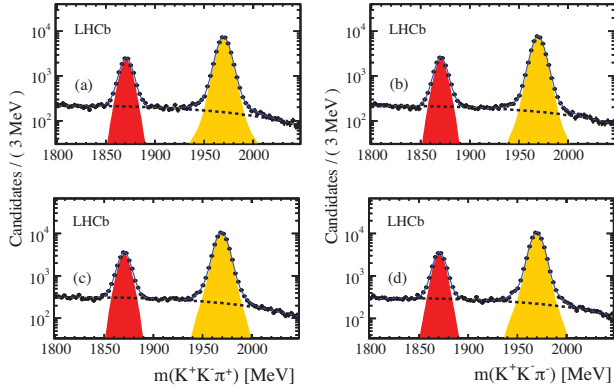


FIG. 11 Invariant mass distributions for: (a) $K^+K^-\pi^+$ and (b) $K^+K^-\pi^-$ candidates for magnet up, (c) $K^+K^-\pi^+$ and (d) $K^+K^-\pi^-$ candidates for magnet down with K^+K^- invariant mass within ± 20 MeV of the ϕ meson mass. The D_s^+ [yellow (grey) shaded area] and D^+ [red (dark) shaded area] signal shapes are also shown. The plot is taken from (Aaij *et al.*, 2014c).

It can be seen that the the majority of the detection asymmetry changes sign with the reversal of the magnet polarity, and thus the final average of the two samples is much less sensitive to detection asymmetry.

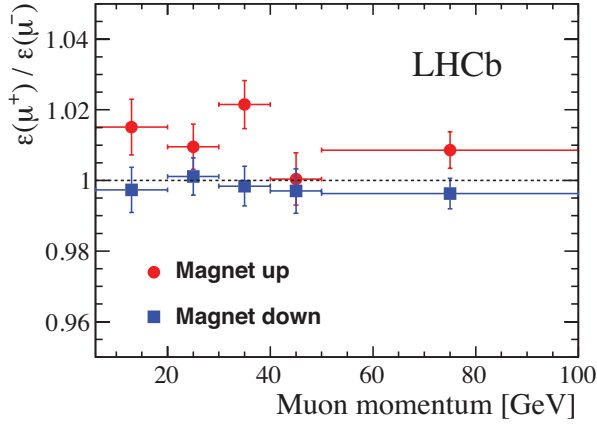


FIG. 12 Relative muon efficiency as a function of muon momentum. The plot is taken from (Aaij *et al.*, 2014c).

Fig. 13 shows the asymmetry corrected for relative muon efficiencies A_μ^c measured by the LHCb experiment. It illustrates the great care to analyse the data in such a way to uncover any possible bias. In particular, asymmetries potentially associated with muon detection are studied with a data driven methods and with two different calibration samples (see (Aaij *et al.*, 2014c)) and the analysis is performed binning the data in two different kinematic schemes to validate the robustness of the analysis method. Minor corrections for tracking and background asymmetries are applied to obtain the final result.

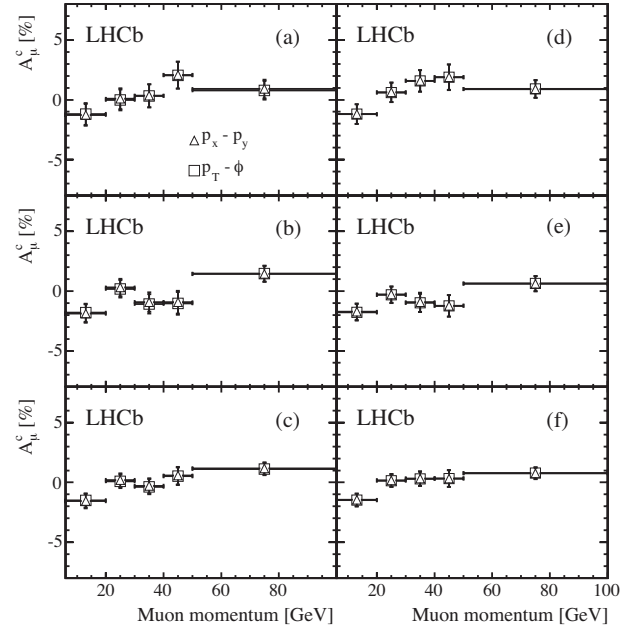


FIG. 13 Asymmetries corrected for relative muon efficiencies, A_μ^c , examined in five muon momentum intervals for (a,d) magnet up data, (b,e) magnet down data and (c,f) average(d) magnet up data, (e) magnet down data. The two columns correspond to two different methods to derive the muon-related data driven corrections. The square and triangle symbols refer to analysis performed in two different kinematic binning schemes. The plot is taken from (Aaij *et al.*, 2014c).

The resulting values of a_{sl}^s obtained by the two experiments as well as their combination by the HFAG (Amhis *et al.*, 2014) are

$$a_{sl}^{sD0} = -1.12 \pm 0.74 \pm 0.17\%, \quad (127)$$

$$a_{sl}^{sLHCb} = -0.06 \pm 0.50 \pm 0.36\% \quad (128)$$

$$a_{sl}^{sHFAG} = -0.48 \pm 0.48\%. \quad (129)$$

Both results are consistent with the Standard Model expectation (115), albeit the uncertainty is still a factor of about 250 larger than the central value in the Standard Model. The LHCb experiment uses only 1 fb^{-1} of statistics out of 3 fb^{-1} collected in Run I. An updated result based on the full 3 fb^{-1} sample, including use of the final state $D_s^+ \rightarrow K^+K^-\pi^+$ is imminent.

The Babar, Belle, D0, and LHCb collaborations perform the independent measurement of the asymmetry a_{sl}^d . Their results are summarised in Table V. The world average value of a_{sl}^d is

$$a_{sl}^d(\text{HFAG}) = 0.0001 \pm 0.0020. \quad (130)$$

The D0 experiment also reports a complementary measurement related to the semi-leptonic asymmetries of B_s^0 and B^0 mesons (Abazov *et al.*, 2014). It performs the simultaneous study of the inclusive semi-leptonic charge asymmetry and of the like-sign di-muon charge asymme-

Experiment	measured a_{sl}^d (%)	Ref.
LHCb $D^{(*)}\mu\nu X$	$-0.02 \pm 0.19 \pm 0.30$	(Aaij <i>et al.</i> , 2015f)
D0 $D^{(*)}\mu\nu X$	$+0.68 \pm 0.45 \pm 0.14$	(Abazov <i>et al.</i> , 2012b)
BaBar $D^*\ell\nu X$	$+0.29 \pm 0.84_{-1.61}^{+1.88}$	(Lees <i>et al.</i> , 2013)
BaBar $\ell\ell$	$-0.39 \pm 0.35 \pm 0.19$	(Lees <i>et al.</i> , 2015b)

TABLE V Most recent measurements of the CP violation parameter a_{sl}^d .

try. These quantities are defined as

$$a = \frac{n^+ - n^-}{n^+ + n^-}, \quad (131)$$

$$A = \frac{N^{++} - N^{--}}{N^{++} + N^{--}}. \quad (132)$$

Here n^+ and n^- are the number of events with the reconstructed positive or negative muon, respectively. N^{++} and N^{--} are the number of events with two positive or two negative muons, respectively. The asymmetries a and A are cast as

$$a = a_{\text{CP}} + a_{\text{bkg}}, \quad (133)$$

$$A = A_{\text{CP}} + A_{\text{bkg}}. \quad (134)$$

Here a_{CP} and A_{CP} are the asymmetries due to the genuine CP -violating processes, such as CP violation in mixing of B^0 and B_s^0 mesons. The asymmetries a_{bkg} and A_{bkg} are produced by the background processes not related to CP violation. The main source of these asymmetries is the difference in the interaction cross-section of the positive and negative charged particles with the detector material. The main challenge in the D0 analysis is the accurate estimate of the background asymmetries a_{bkg} and A_{bkg} and the extraction of the values of a_{CP} and A_{CP} .

The asymmetries a_{CP} and A_{CP} depend on both a_{sl}^d and a_{sl}^s . Since the oscillation period of B^0 and B_s^0 mesons is significantly different, the contribution of a_{sl}^d and a_{sl}^s strongly depends on the decay time of collected B mesons. This decay time is not measured in the inclusive analysis. Instead, the D0 experiment measures the asymmetries a_{CP} and A_{CP} in sub-samples containing the muons with different muon impact parameter. The division into the sub-samples according to the muon impact parameter is used to estimate the contribution of a_{sl}^d and a_{sl}^s . In addition, the asymmetry A_{CP} is sensitive to the width difference $\Delta\Gamma_d$ of B^0 meson (see (Borissov and Hoeneisen, 2013)) and this quantity is also obtained in the D0 analysis. Their result is

$$a_{\text{sl}}^d = (-0.62 \pm 0.43) \times 10^{-2}, \quad (135)$$

$$a_{\text{sl}}^s = (-0.82 \pm 0.99) \times 10^{-2}, \quad (136)$$

$$\frac{\Delta\Gamma_d}{\Gamma_d} = (+0.50 \pm 1.38) \times 10^{-2}. \quad (137)$$

The correlation between the fitted parameters are

$$\rho_{d,s} = -0.61, \quad \rho_{d,\Delta\Gamma} = -0.03, \quad \rho_{s,\Delta\Gamma} = +0.66. \quad (138)$$

Although the central values of all three quantities are consistent with the SM prediction within the uncertainties, a deviation from the SM prediction by 3 standard deviations is reported because of the correlation between these observables. Fig. 14 shows the 68% and 95% confidence level contours in the a_{sl}^d - a_{sl}^s obtained in the D0 analysis.

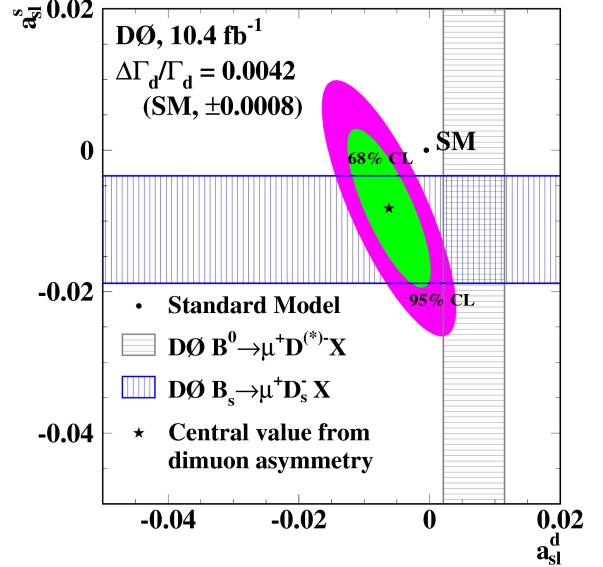


FIG. 14 The 68% and 95% confidence level contours in the a_{sl}^d - a_{sl}^s plane obtained from the fit of the inclusive single muon and like-sign di-muon asymmetries with fixed value $\Delta\Gamma_d/\Gamma_d = 0.0042$ corresponding to the expected SM value. The independent measurements of a_{sl}^d ((Abazov *et al.*, 2012b)) and a_{sl}^s ((Abazov *et al.*, 2013)) by the D0 collaboration are also shown. The error bands represent ± 1 standard deviation uncertainties of these measurements. The plot is taken from (Abazov *et al.*, 2014).

The summary of the world knowledge of CP violating parameters in B_s^0 and B^0 mixing is summarised in Fig. 15, that shows that the individual measurements of a_{sl}^d and a_{sl}^s are consistent with the Standard Model. Only the D0 di-muon result suggests a deviation from Standard Model expectations in CP violation in neutral B^0 oscillations. Since this measurement is inclusive, other unknown effects not directly related to the CP violation in B mesons could contribute to it.

In addition to the current refinement of a_{sl}^s with the full 3 fb^{-1} run I sample, the LHCb experiment is expected to collect an additional sample of $\sim 6 \text{ fb}^{-1}$ in the current LHC run, and at least 50 fb^{-1} with an upgraded detector to be installed in 2020. Therefore CP violating asymmetries in neutral B meson decays will be measured with much better precision in future studies.

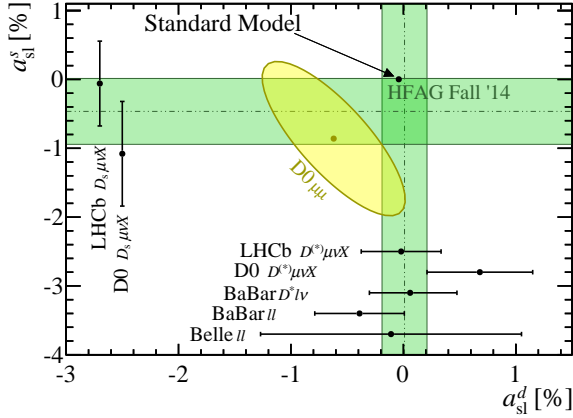


FIG. 15 Overview of measurements in the $a_{sl}^d a_{sl}^s$ plane. Direct measurements of a_{sl}^s and a_{sl}^d listed in Tab. V (B^0 average as the vertical band, B_s^0 average as the horizontal band, D0 dimuon result as the yellow ellipse). The black point close to (0; 0) is the Standard Model prediction of Ref. (Lenz and Nierste, 2011) with error bars multiplied by 10. The plot is an updated version of the plot from Ref. (Aaij *et al.*, 2015f), including the result from Ref. (Lees *et al.*, 2015b).

IV. CP VIOLATION IN INTERFERENCE

A. Theory

In this section we discuss CP violating effects that arise from interference between mixing and decay, which is also called *mixing-induced CP violation*. We consider therefore in the following a final state f in which in principle both the B_s^0 -meson and the \bar{B}_s^0 -meson can decay. The corresponding decay amplitudes will be denoted by \mathcal{A}_f and $\bar{\mathcal{A}}_f$, defined in Eq.(22). These amplitudes can have contributions from different CKM structures, their general structure looks like

$$\mathcal{A}_f = \sum_j \mathcal{A}_j e^{i(\phi_j^{\text{strong}} + \phi_j^{\text{CKM}})}, \quad (139)$$

where j sums over the different CKM contributions, ϕ_j^{CKM} denotes the corresponding CKM phase and $\mathcal{A}_j e^{i\phi_j^{\text{strong}}}$ encodes the whole non-perturbative physics as well as the moduli of the CKM-elements. The calculation of the strong amplitudes and phases from first principles is a non-trivial problem, which has not been solved generally till now. Currently several working tools are available in order to investigate this non-perturbative problem: QCD factorisation (QCDF; e.g. (Beneke *et al.*, 1999b, 2000, 2001; Beneke and Neubert, 2003)), Soft Collinear Effective Theory (SCET; e.g. (Bauer *et al.*, 2001, 2004, 2002)), light cone sum rules (LCSR; e.g. (Balitsky *et al.*, 1989; Khodjamirian *et al.*, 2003; Khodjamirian, 2001)) and perturbative QCD (pQCD; e.g. (Li and Yu, 1996; Yeh and Li, 1997)).

Considering now the CP conjugate decay $\bar{B}_s^0 \rightarrow \bar{f}$ one

finds

$$\bar{\mathcal{A}}_{\bar{f}} = - \sum_j \mathcal{A}_j e^{i(\phi_j^{\text{strong}} - \phi_j^{\text{CKM}})}, \quad (140)$$

so only the CKM phase has changed its sign, while the strong amplitude and the strong phase remain unmodified. The overall sign is due to the CP-properties of the B_s^0 -mesons, defined in Eq.(8) and \bar{f} defined in Eq.(34).

In some CP asymmetries the hadronic amplitudes cancel to a good approximation in the ratios of decay rates. The corresponding decay modes are the so-called *golden modes*, which were introduced e.g. by (Carter and Sanda, 1981) and (Bigi and Sanda, 1981). Later on we will see that golden modes will appear, when the decay amplitude is governed by a single CKM structure. This could be the case in a decay like $\bar{B}_s^0 \rightarrow J/\psi\phi$, which is governed on quark-level by a $b \rightarrow c\bar{c}s$ -transition. Such a transition has a large tree-level contribution and a suppressed penguin contribution, see Fig. 16. To a good first approximation the penguins can be neglected and we have a golden mode, with a precise relation of the corresponding CP-asymmetry to fundamental Standard Model parameters, including the CKM-couplings. In view of the dramatically increased experimental precision in recent years it turns out, however, that it is necessary to investigate the possible size of penguin effects, the so-called *penguin pollution*. This will be discussed below.

Let us come back to the general case and consider the following time-dependent CP asymmetry for a $B_s^0 \rightarrow f$ transition without any approximations concerning the structure of the decay amplitude.

$$A_{CP,f}(t) = \frac{\Gamma(\bar{B}_s^0(t) \rightarrow f) - \Gamma(B_s^0(t) \rightarrow f)}{\Gamma(\bar{B}_s^0(t) \rightarrow f) + \Gamma(B_s^0(t) \rightarrow f)}. \quad (141)$$

Inserting the time evolution given in Eq.(21) and Eq.(33) one finds ⁹

$$A_{CP,f}(t) = - \frac{\mathcal{A}_{\text{CP}}^{\text{dir}} \cos(\Delta M_s t) + \mathcal{A}_{\text{CP}}^{\text{mix}} \sin(\Delta M_s t)}{\cosh(\frac{\Delta\Gamma_s t}{2}) + \mathcal{A}_{\Delta\Gamma} \sinh(\frac{\Delta\Gamma_s t}{2})} + \mathcal{O}(a), \quad (142)$$

with $\mathcal{A}_{\text{CP}}^{\text{dir}}$, $\mathcal{A}_{\text{CP}}^{\text{mix}}$ and $\mathcal{A}_{\Delta\Gamma}$ being defined in Eq.(24), Eq.(25) and Eq.(26). We can rewrite two of those definitions as

$$\mathcal{A}_{\text{CP}}^{\text{mix}} = - \frac{2|\lambda_f|}{1 + |\lambda_f|^2} \sin[\arg(\lambda_f)] = + \frac{2|\lambda_f|}{1 + |\lambda_f|^2} \sin[\phi_s], \quad (143)$$

$$\mathcal{A}_{\Delta\Gamma} = - \frac{2|\lambda_f|}{1 + |\lambda_f|^2} \cos[\arg(\lambda_f)] = - \frac{2|\lambda_f|}{1 + |\lambda_f|^2} \cos[\phi_s], \quad (144)$$

⁹ A more detailed derivation can be found in (Anikeev *et al.*, 2001).

with the phase ϕ_s to be defined as

$$\phi_s = -\arg(\lambda_f) = -\arg\left(\frac{q}{p}\frac{\bar{\mathcal{A}}_f}{\mathcal{A}_f}\right) \quad (145)$$

$$= -\pi + \phi_M - \arg\left(\frac{\bar{\mathcal{A}}_f}{\mathcal{A}_f}\right). \quad (146)$$

This is the most general definition of the phase that appears in interference. In this form a measurement of ϕ_s does, however, not enable us to connect the phase with fundamental parameters of the underlying theory. To do so, we either find some simplifications for the decay amplitudes or we have to solve the ratio of amplitudes non-perturbatively. Before discussing a particular simplification, we note that sometimes a different notation (S_f for the coefficient that is arising in Eq.(142) with the term $\sin(\Delta M_s t)$ and C_f or A_f for the coefficient that is arising with the term $\cos(\Delta M_s t)$) is used

$$-A_f = C_f \equiv \mathcal{A}_{\text{CP}}^{\text{dir}}, \quad (147)$$

$$-S_f \equiv \mathcal{A}_{\text{CP}}^{\text{mix}}. \quad (148)$$

BaBar uses C_f and Belle A_f . Expanding the hyperbolic functions in Eq.(142) for small arguments, i.e. small decay rate differences and/or short times, we can express the time-dependent CP asymmetry $A_{CP,f}(t)$ as

$$A_{CP,f}(t) \approx \frac{S_f \sin(\Delta M_s t) - C_f \cos(\Delta M_s t)}{1 + \mathcal{A}_{\Delta\Gamma} \frac{\Delta\Gamma_s}{2\Gamma_s} \frac{t}{\tau_s} + \frac{1}{2} \left(\frac{\Delta\Gamma_s}{2\Gamma_s} \frac{t}{\tau_s}\right)^2}. \quad (149)$$

This formula holds for general decays and no approximation concerning the corresponding decay amplitudes has been made yet. In this general case the quantities $\mathcal{A}_{\text{CP}}^{\text{dir}}$, $\mathcal{A}_{\text{CP}}^{\text{mix}}$ and $\mathcal{A}_{\Delta\Gamma}$ are unknown hadronic objects that are very difficult to be determined in theory.

In the following we discuss the simplified case of the golden modes. Here we consider the final state f to be a CP eigenstate, i.e. $f = f_{\text{CP}} = \eta_{\text{CP}} \bar{f}$ and we assume that only one CKM structure is contributing to the decay amplitude - by e.g. neglecting penguins. In this special case we get

$$\mathcal{A}_{f_{\text{CP}}} = \mathcal{A}_j e^{i(\phi_j^{\text{strong}} + \phi_j^{\text{CKM}})}, \quad (150)$$

$$\bar{\mathcal{A}}_{f_{\text{CP}}} = \eta_{\text{CP}} \bar{\mathcal{A}}_{\bar{f}_{\text{CP}}} = -\eta_{\text{CP}} \mathcal{A}_j e^{i(\phi_j^{\text{strong}} - \phi_j^{\text{CKM}})} \quad (151)$$

$$\Rightarrow \frac{\bar{\mathcal{A}}_{f_{\text{CP}}}}{\mathcal{A}_{f_{\text{CP}}}} = -\eta_{\text{CP}} e^{-2i\phi_j^{\text{CKM}}}. \quad (152)$$

So in the case of golden modes all hadronic uncertainties cancel exactly in the ratio of the two decay amplitudes in Eq.(152) and one is left with a pure weak CKM phase. Thus the parameter λ_f , which triggers the CP-asymmetries is given by

$$\lambda_{f_{\text{CP}}} = \frac{q}{p} \frac{\bar{\mathcal{A}}_{f_{\text{CP}}}}{\mathcal{A}_{f_{\text{CP}}}} = \eta_{\text{CP}} \frac{V_{ts} V_{tb}^*}{V_{ts}^* V_{tb}} e^{-2i\phi_j^{\text{CKM}}}. \quad (153)$$

Therefore we have in the case of only one contributing CKM structure $|\lambda_{f_{\text{CP}}}| = 1$ and thus

$$\mathcal{A}_{\text{CP}}^{\text{dir}} = 0, \quad (154)$$

$$\mathcal{A}_{\text{CP}}^{\text{mix}} = +\sin(\phi_s), \quad (155)$$

$$\mathcal{A}_{\Delta\Gamma} = -\cos(\phi_s), \quad (156)$$

leading to the simplified formula for the asymmetry

$$A_{CP,f}(t) \approx \frac{\sin\phi_s \sin(\Delta M_s t)}{\cos\phi_s \sinh\left(\frac{\Delta\Gamma_s t}{2}\right) - \cosh\left(\frac{\Delta\Gamma_s t}{2}\right)}. \quad (157)$$

This formula holds in the case of only one contributing CKM-structure to the whole decay amplitude and the final state being a CP-eigenstate.

If the corresponding decay is triggered e.g. by a $b \rightarrow c\bar{c}s$ transition on quark-level, as in the case of $B_s^0 \rightarrow J/\psi\phi$, we get

$$\phi_s = -\arg\left(\eta_{\text{CP}} \frac{V_{ts} V_{tb}^* V_{cs}^* V_{cb}}{V_{ts}^* V_{tb} V_{cs} V_{cb}^*}\right). \quad (158)$$

Thus a measurement of the mixing phase ϕ_s gives us direct information about the phases, i.e. the amount of CP-violation, of the CKM elements. If in addition the final state has a CP eigenvalue $\eta_{\text{CP}} = +1$, then we get

$$\phi_s = -2\beta_s, \quad (159)$$

with the commonly used notation

$$\beta_s = -\arg\left[-\frac{V_{ts}^* V_{tb}}{V_{cs}^* V_{cb}}\right] \quad (160)$$

$$= 0.0183 \pm 0.0010 = (1.05 \pm 0.05)^\circ. \quad (161)$$

Here we used a definition for β_s that ensures that its numerical value is positive; sometimes a different sign is used.

If only a modest experimental precision available, then penguins can be neglected to a first approximation for the tree-level dominated $b \rightarrow c\bar{c}s$ decays like $B_s \rightarrow J/\psi\phi$ penguins and we can use simplified formulae like Eq.(159). However, we will see below that the current experimental precision in the determination of ϕ_s is of the order of $\pm 2^\circ$, which equals the SM expectation of $\phi_s^{\text{SM}} = (2.1 \pm 0.1)^\circ$. In view of this high experimental precision, it seems mandatory to determine the possible size of penguin contributions (*penguin pollution*), in order to make profound statements about new physics effects in these CP asymmetries.

Let us thus have a look at the general expression for the decay amplitude without neglecting penguins. Examples for decays with both tree-level and penguin contributions are e.g. $B_s \rightarrow J/\psi\phi$ or $B_s \rightarrow K^-\pi^+$. The first decay is governed on quark-level by a $b \rightarrow c\bar{c}s$ -transition and the latter one by a $b \rightarrow u\bar{u}d$ -transition. The tree-level components and penguin contributions to this decay are shown in Fig. 16.

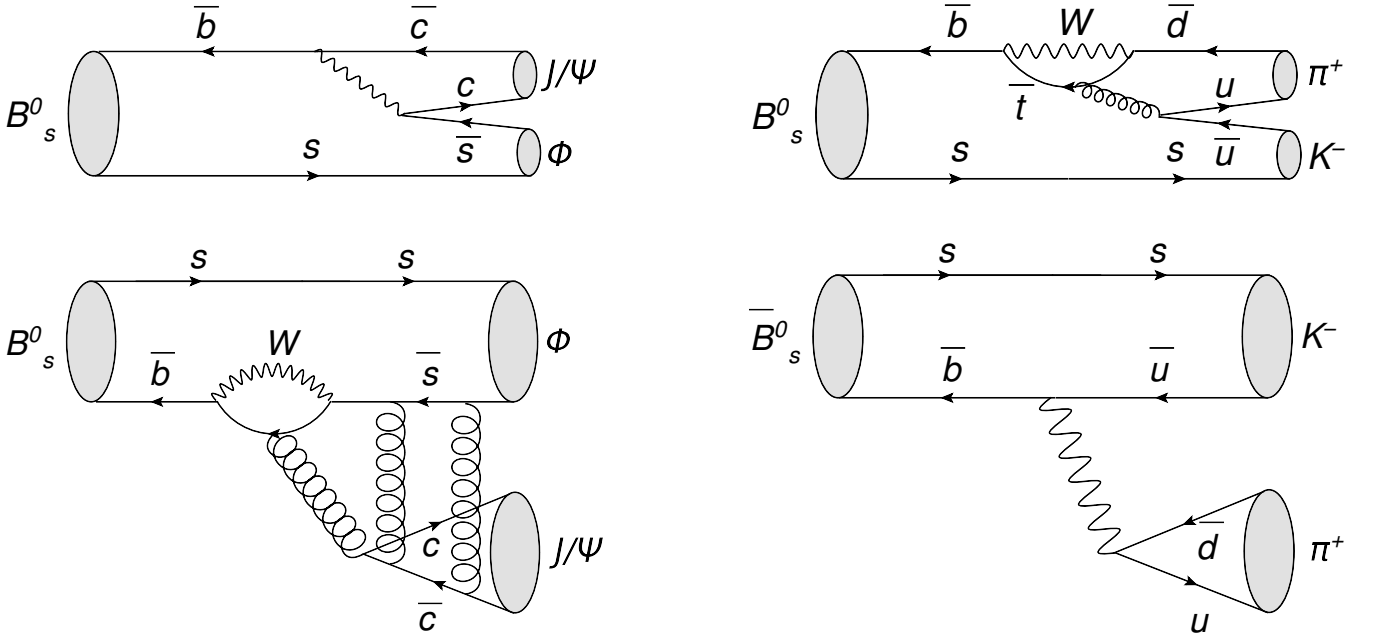


FIG. 16 Different decay topologies contributing to the decays $B_s^0 \rightarrow J/\psi \phi$ (l.h.s.) and $B_s^0 \rightarrow K^- \pi^+$ (r.h.s.). The top row shows the colour suppressed topologies (in the case of $B_s^0 \rightarrow J/\psi \phi$ this is the tree-level contribution and in the case of $B_s^0 \rightarrow K^- \pi^+$ this is the penguin contribution) and the lower row shows the colour allowed topologies (in the case of $B_s^0 \rightarrow J/\psi \phi$ this is the tree-level contribution). Since the J/ψ -meson is colour neutral, we have to add additional gluons for the penguin contribution to $B_s^0 \rightarrow J/\psi \phi$.

A naive dimensional estimate (size of CKM couplings, number of strong couplings and colour counting) gives a small penguin contribution in the case of $B_s \rightarrow J/\psi \phi$ and a large penguin contribution in the case $B_s \rightarrow K^- \pi^+$. Thus $B_s \rightarrow J/\psi \phi$ is a prime candidate for a golden mode, while in the case of $B_s \rightarrow K^- \pi^+$ direct CP violation, i.e. CP violation directly in the decay might be visible; this will be further discussed in Section V.

To become more quantitative we will have a closer look at the general structure of the decay amplitude of a $b \rightarrow c\bar{c}s$ -transition. Using the effective Hamiltonian for $\Delta B = 1$ transitions (see e.g. (Buras, 1998) for a nice introduction) we get for the amplitude.

$$\mathcal{A}_f (B_s^0 \rightarrow f) = \langle f | \mathcal{H}_{eff} | B_s^0 \rangle, \quad (162)$$

with the effective SM Hamiltonian for $b \rightarrow c\bar{c}s$ transitions

$$\mathcal{H}_{eff} = \frac{G_F}{\sqrt{2}} [\lambda_u (C_1 Q_1^u + C_2 Q_2^u) + \lambda_c (C_1 Q_1^c + C_2 Q_2^c) + \lambda_t \sum_{i=3}^6 C_i Q_i] + h.c. \quad (163)$$

The CKM structure is given as before by $\lambda_q := V_{qb} V_{qs}^*$; the decay $b \rightarrow c\bar{c}s$ proceeds via the current-current operators Q_1^c, Q_2^c and the QCD penguin operators Q_3, \dots, Q_6 . C_1, \dots, C_6 are the corresponding Wilson coefficients. When the current-current operators Q_1^u, Q_2^u are inserted in a penguin diagram in the effective theory, they also contribute to $b \rightarrow c\bar{c}s$. Electro-weak penguins are neglected.

Therefore we have the following structure of the amplitude $\mathcal{A}_f (B_s^0 \rightarrow f)$

$$\mathcal{A}_f = \frac{G_F}{\sqrt{2}} \left[\lambda_u \sum_{i=1,2} C_i \langle Q_i^u \rangle^P + \lambda_c \sum_{i=1,2} C_i \langle Q_i^c \rangle^{T+P} + \lambda_t \sum_{i=3}^6 C_i \langle Q_i^u \rangle^T \right]. \quad (164)$$

$\langle Q \rangle^T$ denotes the tree-level insertion of the local operator Q , $\langle Q \rangle^P$ denotes the insertion of the operator Q in a penguin diagram. Using further the unitarity of the CKM matrix, $\lambda_t = -\lambda_u - \lambda_c$, we can rewrite the amplitude in a form where only two different CKM structures are appearing.

$$\mathcal{A}_f = \frac{G_F}{\sqrt{2}} \lambda_c \left[\sum_{i=1,2} C_i \langle Q_i^c \rangle^{T+P} - \sum_{i=3}^6 C_i \langle Q_i^u \rangle^T + \frac{\lambda_u}{\lambda_c} \left(\sum_{i=1,2} C_i \langle Q_i^u \rangle^P - \sum_{i=3}^6 C_i \langle Q_i^u \rangle^T \right) \right] \quad (165)$$

$$= \mathcal{A}_f^{\text{Tree}} + \mathcal{A}_f^{\text{Peng}}. \quad (166)$$

In the last line we have defined separately a tree-level

amplitude and a penguin amplitude. They are given by

$$\begin{aligned} \mathcal{A}_f^{\text{Tree}} &= \frac{G_F}{\sqrt{2}} \lambda_c \left[\sum_{i=1,2} C_i \langle Q_i^c \rangle^{T+P} - \sum_{i=3}^6 C_i \langle Q_i^u \rangle^T \right] \\ &= |\mathcal{A}_f^{\text{Tree}}| e^{i[\phi_{\text{Tree}}^{\text{QCD}} + \arg(\lambda_c)]}, \end{aligned} \quad (167)$$

$$\begin{aligned} \mathcal{A}_f^{\text{Peng}} &= \frac{G_F}{\sqrt{2}} \lambda_u \left[\sum_{i=1,2} C_i \langle Q_i^u \rangle^P - \sum_{i=3}^6 C_i \langle Q_i^u \rangle^T \right] \\ &= |\mathcal{A}_f^{\text{Peng}}| e^{i[\phi_{\text{Peng}}^{\text{QCD}} + \arg(\lambda_u)]}. \end{aligned} \quad (168)$$

Here we have split up the amplitudes into their modulus and their phase. Sometimes it advantageous to split also off the explicit dependence on the modulus of the CKM structure:

$$|\mathcal{A}_f^{\text{Tree}}| = \frac{G_F}{\sqrt{2}} |\lambda_c| |\tilde{\mathcal{A}}_f^{\text{Tree}}|, \quad (169)$$

$$|\mathcal{A}_f^{\text{Peng}}| = \frac{G_F}{\sqrt{2}} |\lambda_u| |\tilde{\mathcal{A}}_f^{\text{Peng}}|. \quad (170)$$

The strong amplitudes and the strong phases are in principle unknown, a first naive estimate of the size of the modulus can be done by investigating, what $\Delta B = 1$ Wilson coefficients are contributing. In the case of $B_s^0 \rightarrow J/\psi\phi$ the tree-level amplitude is enhanced by the CKM-elements in λ_c and the tree-level contribution of the large Wilson coefficients C_1 and C_2 ; the penguin amplitude is suppressed by λ_u and further either by small penguin Wilson-coefficients $C_{3\dots 6}$ or by a loop.

In general, i.e. without any approximations concerning the size of the hadronic effects, we get for the ratio of decay amplitudes

$$\frac{\bar{\mathcal{A}}_f}{\mathcal{A}_f} = -e^{-2i \arg(\lambda_c)} \left[\frac{1 + r e^{-i \arg(\frac{\lambda_u}{\lambda_c})}}{1 + r e^{+i \arg(\frac{\lambda_u}{\lambda_c})}} \right] \quad (171)$$

with r being defined as

$$r = \left| \frac{\lambda_u}{\lambda_c} \right| \left| \frac{\tilde{\mathcal{A}}_f^{\text{Peng}}}{\tilde{\mathcal{A}}_f^{\text{Tree}}} \right| e^{i(\phi_{\text{Peng}}^{\text{QCD}} - \phi_{\text{Tree}}^{\text{QCD}})}. \quad (172)$$

In the case of $B_s^0 \rightarrow J/\psi$ the CKM part of r is very small, it is given by $|\lambda_u/\lambda_c| \approx 0.02$. The hadronic part of r is a non-perturbative quantity that can currently not be calculated from first principles. Before we turn to some quantitative investigations in the literature, we have a look at a naive estimate: $\tilde{\mathcal{A}}_f^{\text{Peng}}$ and $\tilde{\mathcal{A}}_f^{\text{Tree}}$ contain Wilson coefficients from the effective Hamiltonian. The penguin Wilson coefficients $|C_{3,\dots,6}|$ are typically smaller than 0.04, therefore one can neglect them in comparison to the Wilson coefficient $C_2 \approx 1$. Thus we are left with the tree-level insertion of the operator Q_2 in the case of $\tilde{\mathcal{A}}_f^{\text{Tree}}$ and with the penguin insertion of the operator Q_2 in the case of $\tilde{\mathcal{A}}_f^{\text{Peng}}$. Since we do not know the relative

size, of these two, we take the analogy of inclusive b -quark decays as a first indication of its size. For the inclusive decay $b \rightarrow c\bar{c}s$ it turned out (see e.g. (Bagan *et al.*, 1995; Krinner *et al.*, 2013; Lenz *et al.*, 1997)) that $\langle Q \rangle^P \leq 0.05 \langle Q \rangle^T$. Taking this value as an indication for the size of $\tilde{\mathcal{A}}_f^{\text{Peng}}/\tilde{\mathcal{A}}_f^{\text{Tree}}$ we get an estimate of r of about $|r| \approx 0.001$. One should be aware, however, that this very naive estimate can easily be off by a factor of 10 and we also cannot quantify the size of the strong phase in this approach. Using the same methods for the decay $B_s^0 \rightarrow K^- \pi^+$ we would get a value of $r^{B_s^0 \rightarrow K^- \pi^+}$ of about 0.1, so roughly 100 times larger than in the case of $B_s^0 \rightarrow J/\psi\phi$. $B_s^0 \rightarrow K^- \pi^+$ is thus a prime candidate for decays where we are looking for large penguin effects, e.g. if we want to measure a direct CP asymmetry in the B_s^0 system. Our naive estimate does not take into account that these two channel proceed via different topologies; hence the factor 100 might have to be modified considerably.

Nevertheless it seems that r is a small number in the case of $B_s^0 \rightarrow J/\psi\phi$ and we can make a Taylor expansion in Eq.(171) to obtain

$$\frac{\bar{\mathcal{A}}_f}{\mathcal{A}_f} \approx -e^{-2i \arg(\lambda_c)} \left[1 - 2ir \sin \left(\arg \left(\frac{\lambda_u}{\lambda_c} \right) \right) \right] \quad (173)$$

Investigating further Eq.(173) or Eq.(171), we see that the first term on the r.h.s. gives rise to $-2\beta_s$ in the CP asymmetry in Eq.(157). The second term (proportional to r), corresponds to the SM penguin pollution, which we denote by $\delta^{\text{Peng,SM}}$. Therefore the experimentally measured phase ϕ_s has two contributions in the Standard Model:

$$\phi_s = -2\beta_s + \delta^{\text{Peng,SM}}, \quad (174)$$

where the Standard Model penguin is given by

$$e^{i\delta^{\text{Peng,SM}}} \approx 1 - 2ir \sin \left[\arg \left(\frac{\lambda_u}{\lambda_c} \right) \right] e^{i(\phi_{\text{Peng}}^{\text{QCD}} - \phi_{\text{Tree}}^{\text{QCD}})}. \quad (175)$$

Inserting the above approximations for $B_s^0 \rightarrow J/\psi\phi$ we get as a very rough estimate of the penguin pollution:

$$\begin{aligned} e^{i\delta^{\text{Peng,SM}}} &\approx 1 - 0.002ie^{i(\phi_{\text{Peng}}^{\text{QCD}} - \phi_{\text{Tree}}^{\text{QCD}})} \\ \Rightarrow \delta^{\text{Peng,SM}} &\leq \pm 0.002 = \pm 0.1^\circ. \end{aligned} \quad (176)$$

Thus very naively we expect a penguin pollution of at most $\pm 0.1^\circ$ in the case of $B_s^0 \rightarrow J/\psi\phi$. This very rough estimate could, however, be easily modified by a factor of e.g. 10, due to non-perturbative effects and then we would be close to the current experimental uncertainties. Thus more theoretical work has to be done to quantify the size of penguin contributions. There are now several strategies to achieve this point:

1. Measure ϕ_s in different decay channels: assuming that penguins are negligible, different extractions

should give the same value for the mixing phase. Until now we concentrated our discussion of the extraction of the phase ϕ_s on the decay $B_s^0 \rightarrow J/\psi\phi$. This final state is an admixture of CP-even and CP-odd components. To extract information on $\Delta\Gamma_s$ and ϕ_s an angular analysis is required, see the discussion in Section II.B and Section IV.B or the early references: (Dighe *et al.*, 1999, 1996; Dunietz *et al.*, 2001). Moreover the $J/\psi\phi(\rightarrow K^+K^-)$ final state can be investigated for non-resonant K^+K^- contributions in order to increase the statistics. The phase ϕ_s has also been determined in different $b \rightarrow c\bar{c}s$ -channels, like $B_s^0 \rightarrow J/\psi\pi^+\pi^-$ (including $B_s^0 \rightarrow J/\psi f_0$, see e.g. (Colangelo *et al.*, 2011; Fleischer *et al.*, 2011a; Stone and Zhang, 2009, 2013; Zhang and Stone, 2013)), $B_s^0 \rightarrow J/\psi\eta^{(\prime)}$ (see e.g. (Di Donato *et al.*, 2012; Dunietz *et al.*, 2001; Fleischer *et al.*, 2011b)) and $B_s^0 \rightarrow D_s^{(*)+}D_s^{(*)-}$ (see e.g. (Dunietz *et al.*, 2001; Fleischer, 2007b) as a cross-check.

Here $B_s^0 \rightarrow J/\psi f_0$ is a CP-odd final state, $J/\psi\eta^{(\prime)}$ and $D_s^+D_s^-$ are CP-even final states, and $D_s^{*+}D_s^{*-}$ is again an admixture of different CP components. Getting different values for ϕ_s from different decay modes would point towards different and large penguin contributions in the individual channels. The different experimental results will be discussed in the next section, they show no significant deviations within the current experimental uncertainties, but there is also plenty of space left for some sizable differences.

2. Measure the phase ϕ_s for different polarisations of the final states in $B_s^0 \rightarrow J/\psi\phi$: potential differences might originate from penguins, which in general contribute differently to different polarisations, see (Faller *et al.*, 2009a; Fleischer, 1999a). Such an analysis was done in (Aaij *et al.*, 2015h) and within the current experimental uncertainties no hint for a polarisation dependence of ϕ_s was found:

$$\phi_{s,\parallel} - \phi_{s,0} = -(1.03 \pm 2.46 \pm 0.52)^\circ, \quad (177)$$

$$\phi_{s,\perp} - \phi_{s,0} = -(0.80 \pm 2.01 \pm 0.34)^\circ. \quad (178)$$

On the other hand one sees that effects of the order of 2° , which would be as large as the whole SM prediction for ϕ_s , are not ruled out yet. A further discussion of this result was done by (De Bruyn and Fleischer, 2015).

3. Compare the decay $B_s^0 \rightarrow J/\psi\phi$ to a decay with a similar hadronic structure, but an CKM enhanced penguin contribution: differences in the phase ϕ_s extracted from $B_s^0 \rightarrow J/\psi\phi$ and from the new decay might then give experimental hints for the size of the penguin contribution.

Exchanging the s -quark line in Fig.16 with a d -quark line one arrives at decays like $B_s^0 \rightarrow J/\psi K_S$ (see e.g. (Fleischer, 1999b)) or $B_s^0 \rightarrow J/\psi\bar{K}^*(892)$ (see e.g. (De Bruyn and Fleischer, 2015; Dunietz *et al.*, 2001; Faller *et al.*, 2009a)). In the first decay there is only one vector particle in the final state, while the latter case we have two ($\bar{K}^*(892)$ is a vector meson) as in the case of $B_s^0 \rightarrow J/\psi\phi$. Thus we consider here only the decay $B_s^0 \rightarrow J/\psi\bar{K}^*(892)$.

The analogous similarity in the case of B^0 -mesons is $B^0 \rightarrow J/\psi K_S \Leftrightarrow B^0 \rightarrow J/\psi\pi^0$. The extraction of penguin pollution via this relation was discussed in e.g. (Ciuchini *et al.*, 2005, 2011; Faller *et al.*, 2009b). To get an idea of the appearing size of the penguin uncertainties, we note that (Ciuchini *et al.*, 2011) found a possible Standard Model penguin pollution of about $\pm 1.1^\circ$ in the golden mode $B^0 \rightarrow J/\psi K_S$.

Coming back to the B_s^0 system: in the decays $B_s^0 \rightarrow J/\psi K_S$ and $B_s^0 \rightarrow J/\psi\bar{K}^*(892)$ the relative size of the penguin contributions compared to the tree-level part is by a factor of about $1/\lambda^2 \approx 25$ larger compared to $B_s^0 \rightarrow J/\psi\phi$. This enhancement of the penguin contribution might show up in different values for the extracted values of the phase ϕ_s . A disadvantage of these decays is that they are more difficult to measure, because they proceed on quark-level via $b \rightarrow c\bar{c}d$, whose branching ratio is suppressed by a factor of about $\lambda^2 \approx 1/25$ compared to $B_s^0 \rightarrow J/\psi\phi$. This is the reason, why the CP asymmetries in $B_s^0 \rightarrow J/\psi K_S$ and the one in $B_s^0 \rightarrow J/\psi\bar{K}^*(892)$ have only been measured recently with large uncertainties by (Aaij *et al.*, 2015g) and by (Aaij *et al.*, 2015d). The corresponding branching ratios have been measured earlier by the LHCb Collaboration ((Aaij *et al.*, 2012c,e)). (De Bruyn and Fleischer, 2015) discuss some strategies to extract the size of penguin pollution without having the full knowledge about these CP asymmetries. A further drawback of this method is that the size of the hadronic effects due to the exchange of a ϕ -meson with a $\bar{K}^*(892)$ -meson cannot be quantified from first principles. Finally there are also penguin annihilation and weak exchange topologies contributing to $B_s^0 \rightarrow J/\psi\phi$, that are not present in the $B_s^0 \rightarrow J/\psi\bar{K}^*(892)$ case, see e.g. (Faller *et al.*, 2009a). Whether it is justified to neglect such contributions can e.g. be tested by decays like $B^0 \rightarrow J/\psi\phi$ that proceed only via weak-exchange and annihilation topologies. Experimental constraints on $B^0 \rightarrow J/\psi\phi$ from Belle ((Liu *et al.*, 2008)), BaBar ((Lees *et al.*, 2015a)) and LHC ((Aaij *et al.*, 2013c)) indicate, however, no unusual enhancement of annihilation or weak exchange contributions.

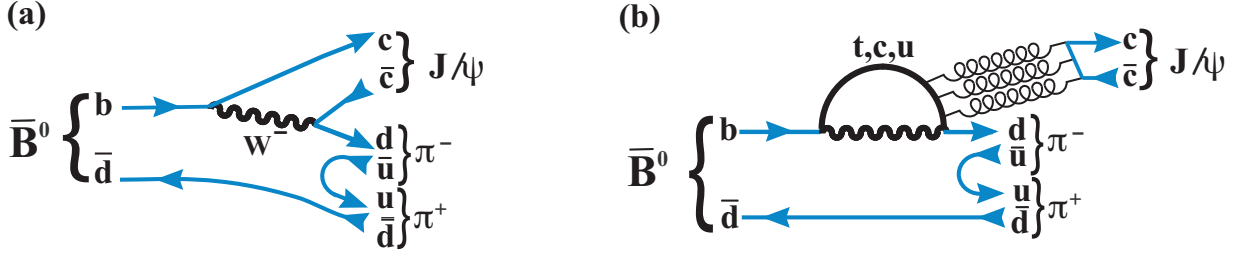


FIG. 17 (a) Tree level and (b) penguin diagram for \bar{B}^0 decays into $J/\psi\pi^+\pi^-$, which contains also $\bar{B}^0 \rightarrow J/\psi\rho^0$.

4. Compare the decay $B_s^0 \rightarrow J/\psi\phi$ with a decay which is related to it via a symmetry of QCD: having now a symmetry might add confidence in obtaining some control over the effect of exchanging the initial and final states mesons with other mesons. Such a symmetry is the flavour symmetry $SU(3)_F$, i.e. a symmetry of QCD under the exchange of u -, d - and s -quarks. The application of these symmetry is quite widespread, see e.g. (Bhattacharya *et al.*, 2013; Ciuchini *et al.*, 2005, 2011; De Bruyn and Fleischer, 2015; Faller *et al.*, 2009a; Fleischer, 1999b; Jung, 2012; Ligeti and Robinson, 2015) for some examples related to B -meson decays. Again a word of caution: it is currently not clear how well the $SU(3)_F$ -symmetry is working and how large the corrections are, see e.g. (Faller *et al.*, 2009a; Frings *et al.*, 2015) for some critical comments. On the other hand a comparison of experimental data finds that $SU(3)_F$ might work quite well, for some of these decay channels, see e.g. (De Bruyn and Fleischer, 2015).

A sub-group of $SU(3)_F$, which is supposed to work particularly well, is the so-called *U-spin symmetry*, i.e. the invariance of QCD under the exchange of the s -quark with a d -quark, see e.g. (De Bruyn and Fleischer, 2015; Fleischer, 1999a,b). Substituting the s - and \bar{s} -quark on the l.h.s. of Fig.16 with down-type quarks one gets, e.g. (Fleischer, 1999a).

$$B_s^0 \rightarrow J/\psi\phi \Leftrightarrow B^0 \rightarrow J/\psi\rho^0, J/\psi\pi^0. \quad (179)$$

The decay $B^0 \rightarrow J/\psi\rho^0$ has also enhanced penguin contributions and a similar structure as $B^0 \rightarrow J/\psi\pi^0$ and $B_s^0 \rightarrow J/\psi K_S$; tree and penguin contributions to $B^0 \rightarrow J/\psi\pi^+\pi^-$, which contains $B^0 \rightarrow J/\psi\rho^0$ are depicted in Fig.17. $B^0 \rightarrow J/\psi\rho^0$ is discussed further e.g. by (De Bruyn and Fleischer, 2015) and there are also first measurements of the mixing induced CP asymmetries by the LHCb Collaboration ((Aaij *et al.*, 2015e)). In this decay we have again two vector mesons in the final state, as in the case $B_s^0 \rightarrow J/\psi\phi$. Thus here we do not

consider the decay $B^0 \rightarrow J/\psi\pi^0$ any further. However this decay gave important constraints on the penguin pollution in $B^0 \rightarrow J/\psi K_S$ - as it was explained above.

Applying U-spin symmetry to the B^0 system one gets e.g.

$$B^0 \rightarrow J/\psi K_s \Leftrightarrow B_s^0 \rightarrow J/\psi K_s. \quad (180)$$

The decay $B_s^0 \rightarrow J/\psi K_s$ was already mentioned above for estimating penguin uncertainties in $B_s^0 \rightarrow J/\psi\phi$. It is, however, much better suited for the decay $B^0 \rightarrow J/\psi K_s$, see (De Bruyn and Fleischer, 2015; Faller *et al.*, 2009b; Fleischer, 1999b). Further experimental studies of this decay were performed by (Aaij *et al.*, 2013g).

Currently symmetry considerations put a quite strong bound on the penguin pollution; (De Bruyn and Fleischer, 2015) (see also (Fleischer, 2015)) get for the decay $B_s^0 \rightarrow J/\psi\phi$ the following possible size of penguin pollution:

$$\delta_{J/\psi\phi}^{\text{Peng,SM}} = [0.08^{+0.56}_{-0.72}(\text{stat})^{+0.15}_{-0.13}(\text{SU}(3))]^\circ. \quad (181)$$

This bound is currently dominated by statistical uncertainties stemming from experiment and it will thus be getting stronger in the future by improved measurements, even without theoretical improvements.

5. Investigate purely penguin induced decays: an example for a decay that has no tree-level contribution is $B_s^0 \rightarrow \phi\phi$, which is governed by a $b \rightarrow s\bar{s}s$ -quark level transition. Traditionally such decays are considered to be most sensitive to new physics effects. The decay $B_s^0 \rightarrow \phi\phi$ has contributions from an u -, c - and t -penguin. Its amplitude reads

$$\mathcal{A}_f(B_s^0 \rightarrow \phi\phi) = \frac{G_F}{\sqrt{2}} \left[\lambda_u \sum_{i=1,2} C_i \langle Q_i^u \rangle^P + \lambda_c \sum_{i=1,2} C_i \langle Q_i^c \rangle^P + \lambda_t \sum_{i=3}^6 C_i \langle Q_i^u \rangle^T \right]. \quad (182)$$

Using again the unitarity of the CKM matrix, we can rewrite the amplitude in a form where only two different CKM structures are appearing.

$$\begin{aligned} \mathcal{A}_f = & \frac{G_F}{\sqrt{2}} \lambda_c \left[\sum_{i=1,2} C_i \langle Q_i^c \rangle^P - \sum_{i=3}^6 C_i \langle Q_i^u \rangle^T \right. \\ & \left. + \frac{\lambda_u}{\lambda_c} \left(\sum_{i=1,2} C_i \langle Q_i^u \rangle^P - \sum_{i=3}^6 C_i \langle Q_i^u \rangle^T \right) \right] \quad (183) \end{aligned}$$

Neglecting the second term, proportional to λ_u/λ_c we get the same result as in the case of the golden mode $B_s^0 \rightarrow J/\psi\phi$: the measured mixing phase is $\phi_s = -2\beta_s$. In the case of $B_s^0 \rightarrow \phi\phi$ this might, however, not be a very good approximation. Our leading term is now given by the difference of the charm penguins and the top penguins, which will give a small contribution compared to the large tree-level term in the case of $B_s^0 \rightarrow J/\psi\phi$. The sub-leading term is suppressed by λ_u/λ_c , which is a small number, but the hadronic part is now the difference of up penguins and top penguins, which is of a similar size as leading term. Thus deviations of the measured phase in $B_s^0 \rightarrow \phi\phi$ from $-2\beta_s$ might tell us something about unexpected non-perturbative enhancements of the u-quark penguins compared to the c-quark penguins. More advanced theory investigations can be found in (Bartsch *et al.*, 2008; Beneke *et al.*, 2007; Cheng and Chua, 2009; Datta *et al.*, 2012). First measurements (see (Aaij *et al.*, 2014e)) have still a sizable uncertainty, but they show no significant deviation of the mixing phase in $B_s^0 \rightarrow \phi\phi$ from $-2\beta_s$.

6. Try to do a calculation from first principles. Very recently penguin effects were estimated in that manner by (Frings *et al.*, 2015) by proofing the infrared safety of the penguin contributions in a factorisation approach. This study suggests that penguin contributions to ϕ_s in the case of $B_s \rightarrow J/\psi\phi$ should be smaller than about 1° . First steps in such a direction have been performed by (Boos *et al.*, 2004) and they were pioneered by (Bander *et al.*, 1979). In the framework of pQCD this was attempted recently by (Liu *et al.*, 2014).

Most of the current investigations point toward a maximal size of SM penguin effects of about $\pm 1^\circ$, which is unfortunately very close to the current experimental precision of about $\pm 2^\circ$. Thus more theoretical work has to be done in that direction. Note that the LHCb constraint from the study of the decay $B^0 \rightarrow J/\psi\rho$ (Aaij *et al.*, 2015e) gives a limit on penguin effects at about 1° .

B. Experiment

The experimental study of the CP -violating phase ϕ_s has been pursued vigorously and fast experimental progress has been achieved. The main channels used are $B_s^0 \rightarrow J/\psi h^+ h^-$, where the $h^+ h^-$ system in general may comprise many states with different angular momenta. Many studies focus on the ‘‘golden mode,’’ $B_s^0 \rightarrow J/\psi\phi$, discussed in Section II.B, which also contains the references to the latest experimental results. The analysis of this final state provides the constraint on both $\Delta\Gamma_s$ and ϕ_s and is therefore presented as a two-dimensional confidence level contour.

The determination of ϕ_s requires the CP -even and CP -odd components to be disentangled by analysing the differential distribution $d\Gamma/dtd\Omega$, where $\Omega \equiv (\cos\theta_h, \cos\theta_\mu, \chi)$, defined as (a) θ_h is the angle between the h^+ direction in the $h^+ h^-$ rest frame with respect to the direction of the $h^+ h^-$ pair in the B_s^0 rest frame, (b) θ_μ is the angle between the μ^+ direction in the J/ψ frame with respect to the J/ψ direction in the B_s^0 rest frame, and (c) χ is the angle between the J/ψ and the $h^+ h^-$, as shown in Fig. 18.

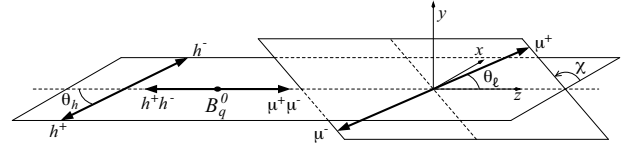


FIG. 18 Definition of the helicity angles. For details see text. The plot is taken from (Zhang and Stone, 2013). In this figure the angle θ_μ is denoted as θ_t .

The decay $B_s^0 \rightarrow J/\psi K^+ K^-$ proceeds predominantly via $B_s^0 \rightarrow J/\psi\phi$ with the ϕ meson decaying subsequently to $K^+ K^-$. In this case the B_s^0 decays to two vector particles, and the $K^+ K^-$ pair is in a P-wave configuration. The final state is then the superposition of CP -even and CP -odd states, depending upon the relative orbital angular momentum of the J/ψ and the ϕ . The same final state can be produced also with $K^+ K^-$ pairs in an S-wave configuration, as pointed out by Stone and Zhang (Stone and Zhang, 2009). This S-wave component is CP -odd.

The decay width can be expressed in terms of four time-dependent complex amplitudes $A_i(t)$. Three of them arise from the P-wave configuration, and, correspond to the relative orientation of the linear polarisation vectors of the J/ψ and ϕ mesons, $(0, \perp, \parallel)$ (see (Aaij *et al.*, 2015f)), and one of them corresponds to the S-wave configuration. The distributions of decay angles and time for a B_s^0 meson produced at time $t = 0$ can be expressed in terms of ten terms, corresponding to the four polarisation amplitudes and their interference terms. The expressions for the decay rate $d\Gamma(B_s^0)/dtd\Omega$ is invariant under

TABLE VI Values of the principal physics parameters determined from the LHCb polarisation-independent analysis of $B_s^0 \rightarrow J/\psi\phi$ (Aaij *et al.*, 2015h).

Parameter	Value
Γ_s [ps ⁻¹]	$0.6603 \pm 0.0027 \pm 0.0015$
$\Delta\Gamma_s$ [ps ⁻¹]	$0.0805 \pm 0.0091 \pm 0.0032$
$ A_\perp ^2$	$0.2504 \pm 0.0049 \pm 0.0036$
$ A_0 ^2$	$0.5241 \pm 0.0034 \pm 0.0067$
δ_\parallel [rad]	$3.26^{+0.10}_{-0.17} {}^{+0.06}_{-0.07}$
δ_\perp [rad]	$3.08^{+0.14}_{-0.15} \pm 0.06$
ϕ_s [rad]	$-0.058 \pm 0.049 \pm 0.006$
$ \lambda $	$0.964 \pm 0.019 \pm 0.007$
ΔM_s [ps ⁻¹]	$17.711^{+0.055}_{-0.057} \pm 0.011$

the transformation

$$(\phi_s, \Delta\Gamma_s, \delta_0, \delta_\parallel, \delta_\perp, \delta_S) \rightarrow (\pi - \phi_s, -\Delta\Gamma_s, -\delta_\parallel, \pi - \delta_\perp, -\delta_S). \quad (184)$$

Thus in principle there is a two-fold ambiguity in the results. This is removed by performing fits in bins of m_{hh} , see (Xie *et al.*, 2009). Thus the LHCb collaboration performs the fit to the distribution $dn/dtd\Omega$ in bins of m_{hh} to resolve this ambiguity. The projections of the decay time and angular distributions obtained from the analysis of the 3 fb^{-1} LHCb data set is shown in Fig. 19, and the corresponding fit parameters are summarised in Table VI. Note that the mixing parameter ΔM_s is not constrained from other measurements in this fit and is consistent with world averages.

This decay mode has been studied also in the general purpose detectors at Tevatron ((Aaltonen *et al.*, 2012; Abazov *et al.*, 2012a)) and LHC ((Aad *et al.*, 2014; Khachatryan, 2015)). The analysis method is similar to the one described before. Fig. 20 shows the fit projections obtained with the recent CMS measurements reported in Ref. (Khachatryan, 2015).

Another channel (see (Stone and Zhang, 2009)) was recognised to provide complementary information on ϕ_s , namely $B_s^0 \rightarrow J/\psi f_0$, with $f_0 \rightarrow \pi^+\pi^-$. The original appeal of this mode is that it was assumed to be predominantly an S - wave decay, and thus not in need of the complex multidimensional fit just described. The study of the Dalitz plot of $B_s^0 \rightarrow J/\psi\pi^+\pi^-$ ((Aaij *et al.*, 2012a, 2014i)) revealed a more complex resonant structure. A combination of five resonant states are required to describe the data (see (Aaij *et al.*, 2014i)): $f_0(980)$, $f_0(1500)$, $f_0(1790)$, $f_0(1270)$, and $f_2'(1525)$. The data are compatible with no additional non-resonant (NR) component, as well as a combination of these 5 resonances plus significant NR component, with a fit frac-

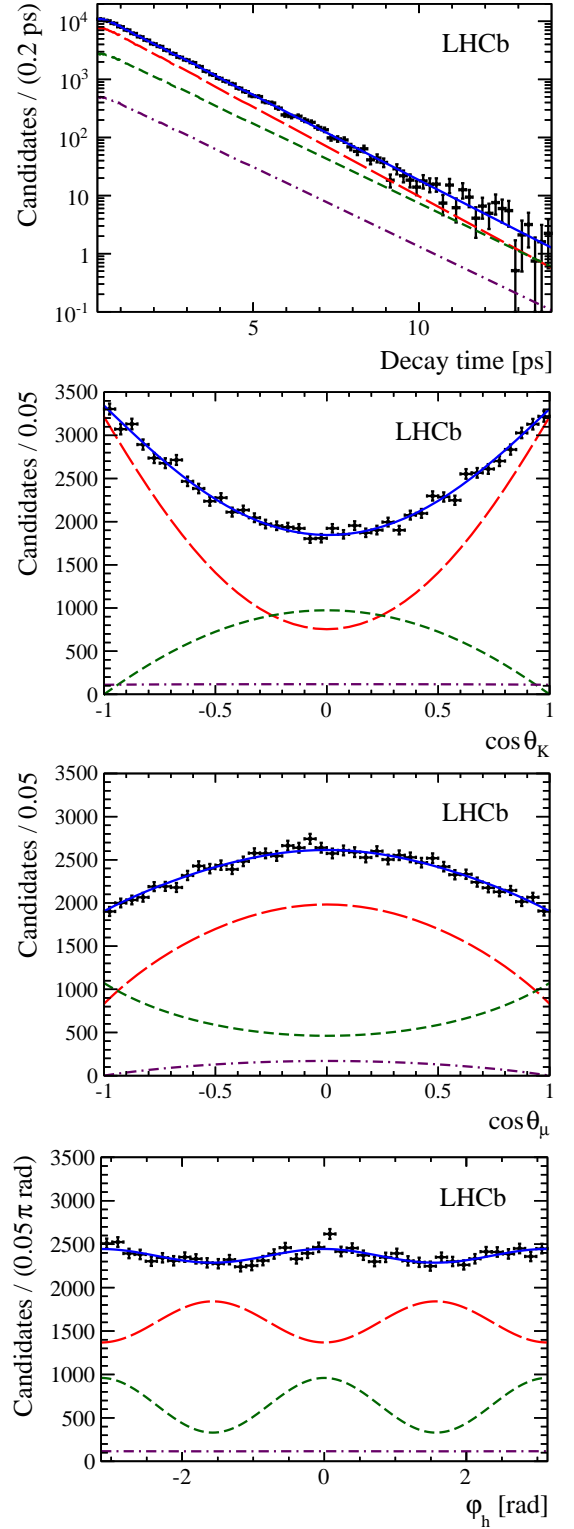


FIG. 19 Decay-time and helicity-angle distributions for $B_s^0 \rightarrow J/\psi K^+ K^-$ decays (data points) with the one-dimensional fit projections overlaid. The solid blue line shows the total signal contribution, which is composed of CP -even (long-dashed red), CP -odd (short-dashed green) and S -wave (dotted-dashed purple) contributions. The figure is taken from Ref. (Aaij *et al.*, 2015h).

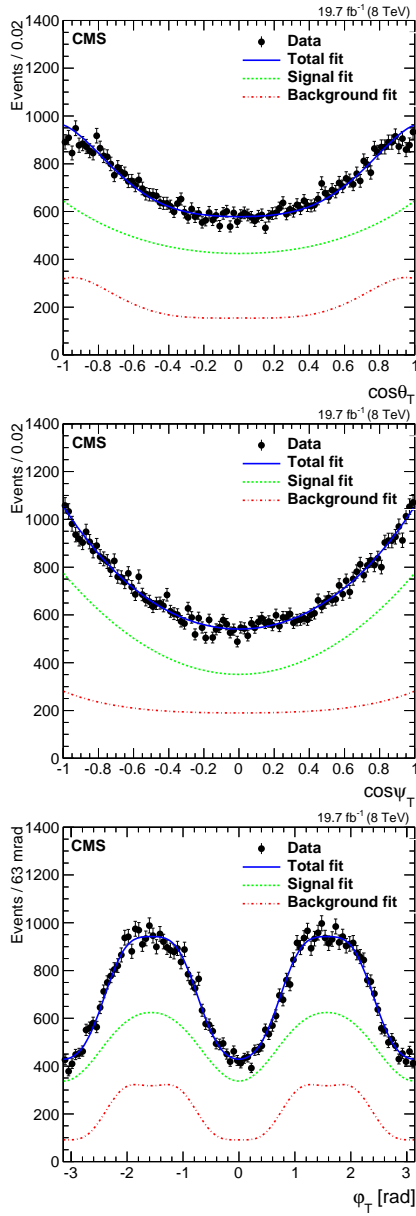


FIG. 20 The angular distributions ($\cos \theta_T$, $\cos \psi_T$, φ_T) of the B_s^0 candidates from data (solid markers). The angles θ_T and ψ_T are the polar and azimuthal angles, respectively, of the μ^+ in the rest frame of the J/ψ , where the x axis is defined by the direction of the ϕ meson in the J/ψ rest frame, and the $x-y$ plane is defined by the decay plane of the $\phi \rightarrow K^+K^-$ decay. The helicity angle ψ_T is the angle of the K^+ in the ϕ rest frame with respect to the negative J/ψ momentum direction. The solid line is the result of the fit, the dashed line is the signal fit, and the dot-dashed line is the background fit. The figure is taken from Ref. (Khachatryan, 2015).

tion of $(5.9 \pm 1.4)\%$. The latter solution is shown in Fig. 21. Thus the most recent study of CP violation in $B_s^0 \rightarrow J/\psi \pi^+ \pi^-$ uses the formalism developed in Ref. (Zhang and Stone, 2013). Their approach is to couple the three body Dalitz formalism applied to the final

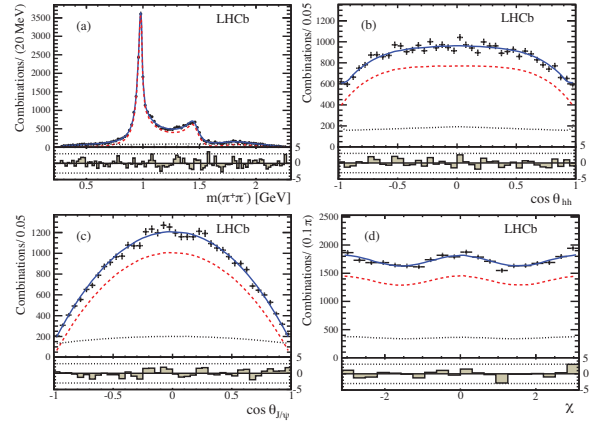


FIG. 21 Projections of (a) $m(\pi^+\pi^-)$, (b) $\cos \theta_{\pi^+\pi^-}$, (c) $\cos \theta_{J/\psi}$, (d) χ for the solution with the five resonance discussed in the text. The points with error bars represent data. The (red) dashed line represents the signal, the (black) dotted line represent the background, and the (blue) solid line represents the total fit. This figure is taken from Ref. (Aaij *et al.*, 2014f).

state $J/\psi \pi^+ \pi^-$ with the time-dependent CP -violation analysis, by splitting the final state into CP -even and CP -odd components. They perform an unbinned maximum likelihood fit to the $J/\psi \pi^+ \pi^-$ invariant mass m , the decay time t , the di-pion invariant mass, the three helicity angles Ω , along with flavor information of the decay hadron, namely whether it was produced as a B_s^0 or \bar{B}_s^0 . Assuming the absence of direct CP violation, the result is

$$\phi_s = 75 \pm 67 \pm 8 \text{ mrad},$$

while allowing for direct CP violation they obtain

$$\phi_s = 70 \pm 68 \pm 8 \text{ mrad}, |\lambda| = 0.89 \pm 0.05 \pm 0.01.$$

Another channel that provides an independent constraint on ϕ_s , investigated by the LHCb experiment, is $B_s^0 \rightarrow D_s^+ D_s^-$. This decay mode is particularly appealing because it is a CP even final state and, including two pseudo-scalar mesons in the final state, does not require an angular analysis. They obtain $\phi_s = (0.02 \pm 0.17 \pm 0.02)$ rad, see (Aaij *et al.*, 2014g).

The combination of all measurements of ϕ_s performed by HFAG (Amhis *et al.*, 2014) gives

$$\phi_s = (-0.034 \pm 0.033) \text{ rad}, \quad (185)$$

$$= (-1.95 \pm 1.89)^\circ. \quad (186)$$

The results of different experiments are summarised in Table VII and in Fig. 22. It is remarkable that the achieved world average experimental uncertainty in ϕ_s is of the same level as the central value of the SM prediction given in Eqs.(159,160).

Experiment	Mode	ϕ_s (rad)	Ref.
CDF	$J/\psi\phi$	$[-0.60, 0.12]$, 68% CL	(Aaltonen <i>et al.</i> , 2012)
D0	$J/\psi\phi$	$-0.55^{+0.38}_{-0.36}$	(Abazov <i>et al.</i> , 2012a)
ATLAS	$J/\psi\phi$	$+0.12 \pm 0.25 \pm 0.05$	(Aad <i>et al.</i> , 2014)
CMS	$J/\psi\phi$	$-0.075 \pm 0.097 \pm 0.031$	(Khachatryan, 2015)
LHCb	$J/\psi K^+ K^-$	$-0.058 \pm 0.049 \pm 0.006$	(Aaij <i>et al.</i> , 2015h)
LHCb	$J/\psi\pi^+\pi^-$	$+0.070 \pm 0.068 \pm 0.008$	(Aaij <i>et al.</i> , 2014h)
LHCb	$J/\psi h^+ h^-$	$-0.010 \pm 0.039(\text{tot})$	(Aaij <i>et al.</i> , 2015h) ^a
LHCb	$D_s^+ D_s^-$	$+0.02 \pm 0.17 \pm 0.02$	(Aaij <i>et al.</i> , 2014g)

All combined (HFAG 2015) -0.034 ± 0.033

^a LHCb combination of $J/\psi K^+ K^-$ (Aaij *et al.*, 2015h) and $J/\psi\pi^+\pi^-$ (Aaij *et al.*, 2014h).

TABLE VII Measurements of the mixing phase ϕ_s in different $b \rightarrow c\bar{c}s$ channels, like $B_s^0 \rightarrow J/\psi\phi$, $B_s^0 \rightarrow J/\psi K^+ K^-$, $B_s^0 \rightarrow J/\psi\pi^+\pi^-$, $B_s^0 \rightarrow J/\psi h^+ h^-$ and $B_s^0 \rightarrow D_s^+ D_s^-$. The Standard Model expectation (neglecting penguins) for the phase ϕ_s reads -0.0366 ± 0.0020 .

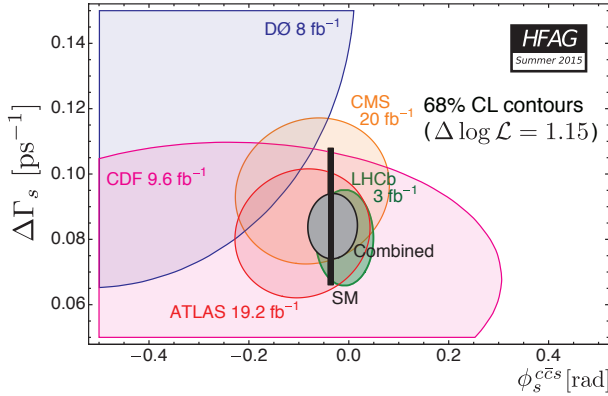


FIG. 22 68% CL regions in B_s^0 width difference $\Delta\Gamma_s$ and weak phase ϕ_s obtained from individual and combined CDF, D0, ATLAS, CMS, and LHCb likelihoods of $B_s^0 \rightarrow J/\psi\phi$, $B_s^0 \rightarrow J/\psi K^+ K^-$, and $B_s^0 \rightarrow J/\psi\pi^+\pi^-$. The expectation within the Standard Model is shown as the black rectangle. The figure is taken from Ref. (Amhis *et al.*, 2014).

The average value of ϕ_s is consistent with the Standard Model, but there is still the possibility that subtle effects produced by diagrams mediated by new particles may be uncovered. The level or precision required to improve upon current status requires the consideration of effects neglected so far, such as the penguin contributions described above. Thus experiments have started to investigate decays that may constrain such contributions. The first such measurement is the study of the decay $B^0 \rightarrow J/\psi\pi^+\pi^-$. This mode has both penguin and tree diagrams shown in Fig. 17. Theoretical models predict that in this case the penguin diagram is greatly enhanced with respect to the decay $B^0 \rightarrow J/\psi K_S$. The two decays $B^0 \rightarrow J/\psi\rho$ and $B_s^0 \rightarrow J/\psi\phi$ are related by SU(3) symmetry if we also assume that the difference between the ϕ being mostly a singlet state, and the ρ an octet state causes negligible breaking. If we assume equality

between the penguin amplitudes and the strong phases in the two decay and neglecting higher order diagrams (see (Aaij *et al.*, 2015e)), LHCb finds the penguin phase to be $\delta^{\text{Peng}} = (0.05 \pm 0.56)^\circ = 0.9 \pm 9.8$ mrad. At 95% CL, the penguin contribution in the $B_s^0 \rightarrow J/\psi\phi$ decay is within the interval $(-1.05, +1.18)$. Relaxing these assumptions changes the limits on the possible penguin induced shift. Figure 23 shows how δ^{Peng} varies as a function of the difference in strong phases between the two decays, $\theta - \theta'$, indicating that the 95% CL limit on penguin pollution can increase to at most 1.2° . The phase δ^{Peng} is proportional to the ratio between penguin amplitudes a/a' . As this ratio varies over the interval 0.5 to 1.5, the limit on the penguin shift spans the range $(\pm 0.9, \pm 1.8)$, even allowing for maximal breaking between θ and θ' .

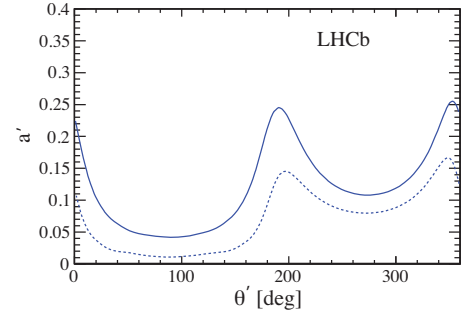


FIG. 23 Contours corresponding to 68% (dashed) and 95% (solid) confidence levels for ndf of two, respectively, for the penguin amplitude parameters a' and θ' . The figure is taken from Ref. (Aaij *et al.*, 2015e).

A complementary approach is based on the study of the polarisation-dependent decay amplitudes of the decay $B_s^0 \rightarrow J/\psi\bar{K}^{*0}$ (Aaij *et al.*, 2015d). The results of Ref. (Aaij *et al.*, 2015e) and Ref. (Aaij *et al.*, 2015d)

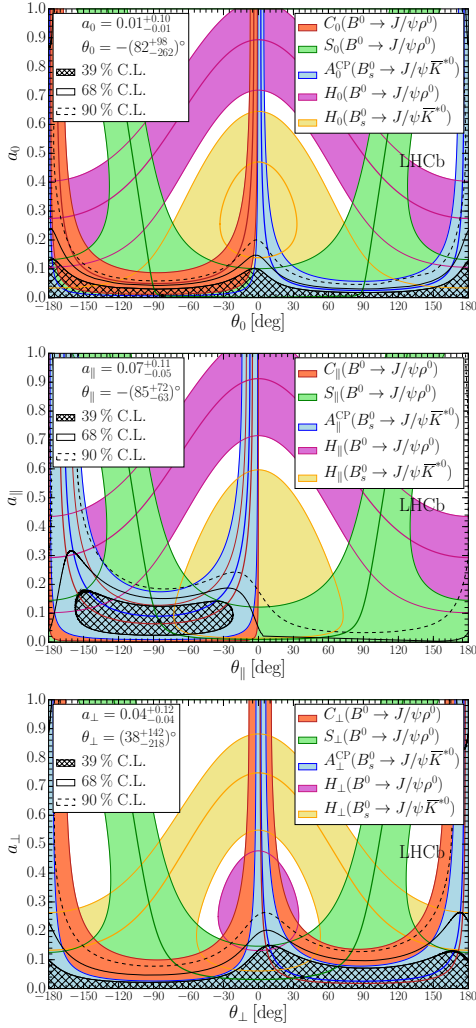


FIG. 24 Limits on the penguin parameters a_i and θ_i obtained from intersecting contours derived from the CP asymmetries and branching fraction information in $B_s^0 \rightarrow J/\psi \bar{K}^*0$ and $B^0 \rightarrow J/\psi \rho^0$. Superimposed are the confidence level contours obtained from a χ^2 fit to the data. The longitudinal (top), parallel (middle) and perpendicular (bottom) polarisations are shown. This figure is taken from Ref. (Aaij *et al.*, 2015d).

are combined to produce the limits on penguin pollution shown in Fig. 24.

Finally, the decay $B_s^0 \rightarrow \phi\phi$ is analogous to $B_s^0 \rightarrow J/\psi\phi$, but is forbidden at tree level. It proceeds mostly via the $b \rightarrow s\bar{s}$ penguin, thus providing an excellent probe for the manifestation for the presence of interference of new physics particles with the penguin loop. The study of CP violation in this decay by LHCb ((Aaij *et al.*, 2013a)) performs an unbinned maximum likelihood fit to $d\Gamma/(dtd \cos \theta_1 d \cos \theta_2 d\Phi)$, where t is the decay time and $\theta_{1,2}$ is the angle between the K^+ track momentum in the $\phi_{1,2}$ meson rest frame and the $\phi_{1,2}$ meson parent momentum in the B_s^0 rest frame, and Φ is the angle between the two ϕ decay planes. The background is taken

into account by assigning a weight to each candidate derived with an sPlot technique (see (Pivk and Le Diberder, 2005)) using the invariant mass of the four K system as a discriminating variable. The fit results are shown in Fig. 25. The CP -violating phase is found to be in the interval $[-2.46, -0.76]$ rad at 68% confidence level. The p -value of the SM prediction is 16%. The precision of the ϕ_s determination is dominated by the statistical uncertainty and is expected to improve with more data. The current results are based on a sample of 1 fb^{-1} .

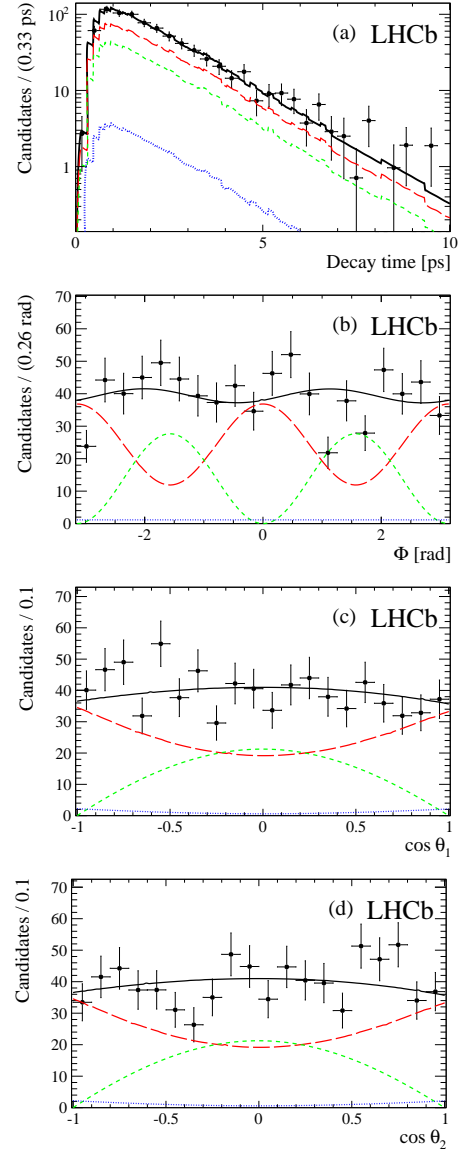


FIG. 25 One-dimensional projections of the $B_s^0 \rightarrow \phi\phi$ fit for: (a) decay-time, (b) helicity angle ϕ , (c) and (d) cosines of the helicity-angles θ_1 and θ_2 respectively. The data are represented as points, with the one-dimensional fit projections overlaid. The solid blue line shows the total signal contribution, which is composed of CP -even (long-dashed red), CP -odd (short-dashed green) and S-wave (dotted-blue) contributions. The figure is taken from Ref. (Aaij *et al.*, 2013a).

V. CP VIOLATION IN DECAYS AND DIRECT MEASUREMENTS OF γ

A. Theory

CP violation in decays, also called *direct CP violation*, can arise if we have $|\mathcal{A}_f| \neq |\bar{\mathcal{A}}_{\bar{f}}|$. In that case we expect the following CP asymmetry

$$A_{\text{dir.CP},f}(t) = \frac{\Gamma(\bar{B}_s^0(t) \rightarrow \bar{f}) - \Gamma(B_s^0(t) \rightarrow f)}{\Gamma(\bar{B}_s^0(t) \rightarrow \bar{f}) + \Gamma(B_s^0(t) \rightarrow f)}, \quad (187)$$

to give a non-vanishing value. Inserting the time evolution for the decay rates from Eq.(21) and Eq.(37), we get a complicated expression, that vanishes, however for $|\mathcal{A}_f| = |\bar{\mathcal{A}}_{\bar{f}}|$, $|\bar{\mathcal{A}}_{\bar{f}}| = |\mathcal{A}_f|$ and neglecting terms of order

a_{fs}^s . Neglecting mixing in a first step, i.e. setting ΔM_s and $\Delta \Gamma_s$ equal to zero, we get the simplified expression

$$A_{\text{dirCP},f}(t) = \frac{|\bar{\mathcal{A}}_{\bar{f}}|^2 - |\mathcal{A}_f|^2}{|\bar{\mathcal{A}}_{\bar{f}}|^2 + |\mathcal{A}_f|^2}. \quad (188)$$

Using the definitions in Eq.(166) and in Eqs.(167,168) we can write the two amplitudes as

$$\mathcal{A}_f = |\mathcal{A}_f^{\text{Tree}}| e^{i[\phi_{\text{Tree}}^{\text{QCD}} + \arg(\lambda_c)]} + |\mathcal{A}_f^{\text{Penguin}}| e^{i[\phi_{\text{Penguin}}^{\text{QCD}} + \arg(\lambda_u)]}, \quad (189)$$

$$\bar{\mathcal{A}}_{\bar{f}} = |\mathcal{A}_f^{\text{Tree}}| e^{i[\phi_{\text{Tree}}^{\text{QCD}} - \arg(\lambda_c)]} + |\mathcal{A}_f^{\text{Penguin}}| e^{i[\phi_{\text{Penguin}}^{\text{QCD}} - \arg(\lambda_u)]} \quad (190)$$

and we find for $A_{\text{dirCP},f}(t)$ the following expression

$$\begin{aligned} A_{\text{dirCP},f}(t) &= \frac{2 |\mathcal{A}_f^{\text{Tree}}| |\mathcal{A}_f^{\text{Penguin}}| \sin(\phi_{\text{Penguin}}^{\text{QCD}} - \phi_{\text{Tree}}^{\text{QCD}}) \sin[\arg(\lambda_u) - \arg(\lambda_c)]}{|\mathcal{A}_f^{\text{Tree}}|^2 + |\mathcal{A}_f^{\text{Penguin}}|^2 + 2 |\mathcal{A}_f^{\text{Tree}}| |\mathcal{A}_f^{\text{Penguin}}| \cos(\phi_{\text{Penguin}}^{\text{QCD}} - \phi_{\text{Tree}}^{\text{QCD}}) \cos[\arg(\lambda_u) - \arg(\lambda_c)]} \\ &= \frac{2|r| \sin(\phi_{\text{Penguin}}^{\text{QCD}} - \phi_{\text{Tree}}^{\text{QCD}}) \sin[\arg(\lambda_u) - \arg(\lambda_c)]}{1 + |r|^2 + 2|r| \cos(\phi_{\text{Penguin}}^{\text{QCD}} - \phi_{\text{Tree}}^{\text{QCD}}) \cos[\arg(\lambda_u) - \arg(\lambda_c)]}, \end{aligned} \quad (191)$$

where $|r|$ gives the modulus of the ratios of the penguin amplitude and the tree amplitude, analogous to Eq.(172). This simplified formula, that holds only in the absence of mixing, shows that we can have a direct CP violation in decay only, if we have at least two different CKM contributions with different weak and different strong phases. The size of the CP asymmetry is also proportional to the modulus of the penguin contributions normalised to the tree contributions. Thus such a asymmetry could in principle, e.g. arise in the decays $B_s^0 \rightarrow K^- \pi^+$ and $\bar{B}_s^0 \rightarrow K^+ \pi^-$ (see Fig.16), where we expected large penguins. Using the definition of the CKM angle γ

$$\gamma = \arg\left(-\frac{V_{ud}V_{ub}^*}{V_{cd}V_{cb}^*}\right), \quad (192)$$

we can write to a very good approximation

$$A_{\text{dirCP},f}(t) = \frac{2|r| \sin(\phi_{\text{Penguin}}^{\text{QCD}} - \phi_{\text{Tree}}^{\text{QCD}}) \sin \gamma}{1 + |r|^2 - 2|r| \cos(\phi_{\text{Penguin}}^{\text{QCD}} - \phi_{\text{Tree}}^{\text{QCD}}) \cos \gamma}. \quad (193)$$

If $|r|$ and the strong phases would be known, this direct CP asymmetry could be used to determine the CKM angle γ . We already pointed out several times the difficulty of determining these hadronic parameters from a first principle calculation. Further strategies to determine γ

will be discussed below. On the other hand, using a measured value of γ , the direct CP asymmetry can give indications about the size of hadronic parameters, which is a very useful input in the investigation of penguin pollution.

Another possibility in the search for direct CP violation is the investigation of final states, that are common to B_s^0 and \bar{B}_s^0 , as e.g. in $B_s^0 \rightarrow J/\psi \phi$ or $B_s^0 \rightarrow K^+ K^-$. According to the definition of the asymmetry in Eq.(141) the coefficient of $\cos(\Delta M_s t)$ will be proportional to $A_{\text{CP}}^{\text{dir}}$, which describes direct CP violation and which is non-zero if $|\lambda_f| \neq 1$. Here again the ratio r will be the crucial parameter.

Finally one should also mention that B_s^0 decays can also be used to get some information about the CKM phase γ , which was defined above. This phase is directly proportional to the amount of CP violation in the SM. Thus any measurement of γ is a measurement of CP violation.

In the case of the tree-level decay $B_s^0 \rightarrow D_s^\pm K^\mp$ the extraction of γ was e.g. discussed in (Aleksan *et al.*, 1992; De Bruyn *et al.*, 2013; Dunietz and Sachs, 1988; Fleischer, 2003; Fleischer and Ricciardi, 2011; Gligorov, 2011). $B_s^0 \rightarrow D_s^+ K^-$ proceeds via a colour-allowed $\bar{b} \rightarrow \bar{u} c \bar{s}$ -transition and $B_s^0 \rightarrow D_s^- K^+$ proceeds via a colour-allowed $\bar{b} \rightarrow \bar{c} u \bar{s}$ -transition, see Fig.26. Doing a naive counting of powers of the Wolfenstein parameter

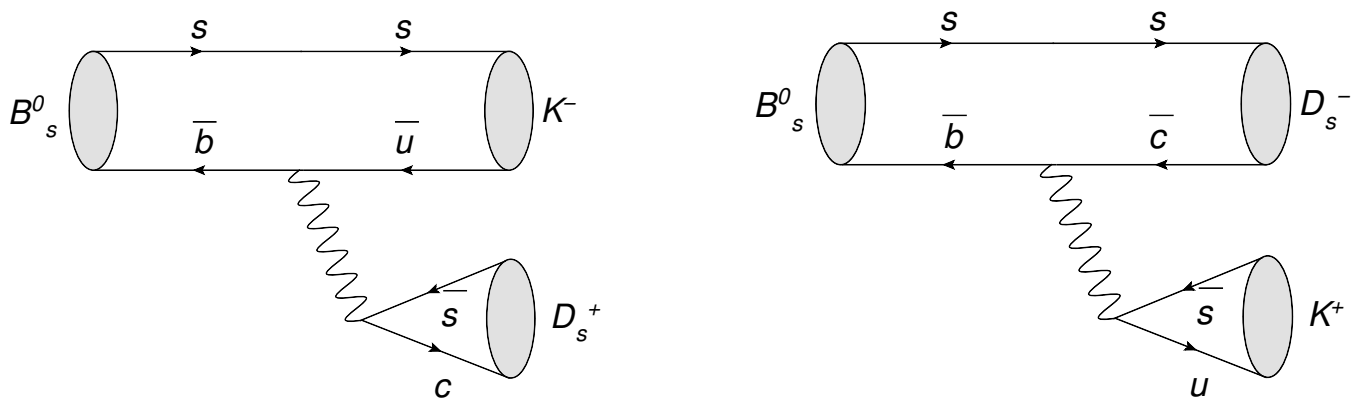


FIG. 26 Tree-level contribution to the decays $B_s^0 \rightarrow D_s^+ K^-$ and $B_s^0 \rightarrow D_s^- K^+$. Both diagrams are colour-allowed and their CKM structure is similar in size, although the difference of the CKM phases is given by the CKM angle γ .

λ one expects that both amplitudes have a similar size, while the phase difference is given by the CKM angle γ , which is more or less the phase of the CKM element V_{ub} . From the diagrams in Fig.26 one sees that both the B_s^0 and \bar{B}_s^0 -meson can decay into the same final state. Thus an interference between mixing and decay can arise, and in the end the value of $\phi_s + \gamma$ can be extracted from measuring CP asymmetries. Such an extraction of γ became very popular, using $B^- \rightarrow DK^-$, because tree-level decays are supposed not to be affected by new physics effects. In view of the increasing experimental precision this assumption should, however, be challenged. A recent study ((Brod *et al.*, 2015)) found that current experimental bounds on different flavour observables that are dominated by tree-level effects, allow beyond SM effects to be as large as about ± 0.1 in the tree-level Wilson coefficients C_1 and C_2 . A new physics contribution to the imaginary part of C_1 of about 0.1 would modify the extraction of γ from tree-level decays by about 4° ((Brod *et al.*, 2015)), which is smaller than the current experimental uncertainty of γ (about 10°), but larger than the expected future uncertainty (about 1°). Here clearly more studies are necessary in order to constrain the possible space for new physics effects in tree level decays. Currently $B_s^0 \rightarrow D_s^\pm K^\mp$ decays lead to value of $\gamma = 115_{-43}^{+28^\circ}$ (see (Aaij *et al.*, 2014d)), which is not competitive. An extraction of this angle from $B^0 \rightarrow \pi^+\pi^-$, $B_s^0 \rightarrow K^+K^-$ and $B_{d,s} \rightarrow \pi^\pm K^\mp$ decays, which have also loop contributions was e.g. discussed in (Ciuchini *et al.*, 2012; Fleischer, 1999c, 2007a; Fleischer and Knegjens, 2011b). Assuming the SM value for β_s and neglecting Standard Model penguins one gets a very precise value of $\gamma = 63.5_{-6.7}^{+7.2^\circ}$ (see (Aaij *et al.*, 2013b)). For this decay the usual argument about the theoretical cleanliness of the extraction does, however, not hold. Finally (Bhattacharya and London, 2015) discussed also the extraction of the CKM angle γ from three-body decays $B^0, B_s^0 \rightarrow K_S h^+ h^-$ with ($h = K, \pi$).

B. Experiment

The discovery of CP violation in charmless two-body decays of B^0 and B^+ mesons by the BaBar and Belle experiments provide very interesting data, whose impact is difficult to ascertain in view of the challenges in determining precisely the hadronic matrix element relating the observed asymmetries with fundamental phases. The first observables of interests are the direct CP asymmetries. So far flavor SU(3) symmetry has been used to provide at least a theoretical framework to related such asymmetries measured in different decays. First principle calculations of the hadronic matrix elements involved will enable to fully exploit these measurements to test SM predictions. The study of direct CP asymmetries in B_s^0 decays provides valuable additional constraints.

The LHCb collaboration has measured CP violation asymmetries in $B_s^0 \rightarrow K^- \pi^+$ ((Aaij *et al.*, 2012b)) and $B_s^0 \rightarrow K^+ K^-$ ((Aaij *et al.*, 2013b)). These measurements share the same level of complexity as the measurements of asymmetries mediated by the interference between $B_s^0 - \bar{B}_s^0$ mixing and CP violation in direct decays: they require a determination of the flavor of the decaying B_s^0 , a time-dependent analysis to disentangle A_{CP} from the B_s^0 production asymmetry, in addition to a careful determination of all the instrumental asymmetries discussed before. An important advantage that enables the LHCb experiment to perform these measurements with high precision is the excellent hadron identification efficiency and purity provided by the ring imaging Cherenkov (RICH) detectors (see (Adinolfi *et al.*, 2013)). As an illustration, Fig. 27 shows the invariant mass spectra for different species of $B \rightarrow hh$ final states. There is excellent separation between different particle species.

Using the formalism of Ref. (Aaij *et al.*, 2013d), the CP asymmetry is related to the raw asymmetry through

$$A_{CP} = A_{raw} - A_{\Delta} \quad (194)$$

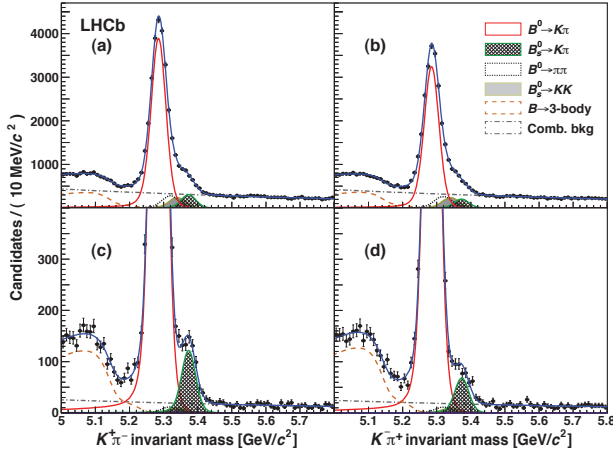


FIG. 27 Panels (a) and (b) show the invariant mass spectra obtained using the event selection adopted for the best sensitivity to $A_{CP}(B^0 \rightarrow K^+\pi^-)$; panels (c) and (d) show the invariant mass spectra obtained using the event selection adopted for the best sensitivity to $A_{CP}(B_s^0 \rightarrow K^+\pi^-)$. Panels (a) and (c) show the $K^+\pi^-$ invariant mass, while panels (b) and (d) the $K^-\pi^+$ invariant mass. The plot is taken from (Aaij *et al.*, 2013d).

with

$$A_{\Delta}(B_s^0 \rightarrow K^+\pi^-) = -A_D(K^+\pi^-) + \kappa_s A_P(B_s^0) \quad (195)$$

where A_D represents the detection efficiency asymmetry, that is derived from raw asymmetries measured for decays with known A_{CP} , $\kappa_s = -0.033 \pm 0.003()$, and A_P is the $B_s^0 - \bar{B}_s^0$ production asymmetry, derived from a fit to the time-dependent measured asymmetry. A_P introduced an oscillatory component that makes it possible to measure the production asymmetry unambiguously. (More prolific B_s^0 decays are used here.) Note that A_P has a very marginal effect on A_{CP} because the fast flavor oscillations greatly diminish the correlation between the flavor at decay time with the flavor at production time. The final result is $A_{CP}(B_s^0 \rightarrow K^-\pi^+) = 0.27 \pm 0.04 \pm 0.01$ where the first error is statistical and the second systematic.

The study of the CP asymmetry and branching fraction of the decay $B_s^0 \rightarrow K^+K^-$, combined with the knowledge of the corresponding observables in $B^0 \rightarrow \pi^+\pi^-$ can in principle be used to determine the CKM angle $\gamma \equiv \arg(-V_{ud}V_{ub}^*/V_{cd}V_{cb}^*)$ or $-2\beta_s$, if U-spin be a valid symmetry of the strong interaction. The LHCb collaboration, using their measurements of CPV observables in $B_s^0 \rightarrow K^+K^-$, performs two analyses to determine either γ or β_s (Aaij *et al.*, 2015b). Here we quote the first analysis, that uses the measured value of β_s (and neglecting Standard Model penguins) to derive

$$\gamma = (63.5_{-6.7}^{+7.2})^\circ. \quad (196)$$

This value is consistent with the γ value derived from tree-level decays. Further understanding of U-spin sym-

metry breaking as well as penguin pollution is needed to assess the impact of this measurement.

The decay $B_s^0 \rightarrow D_s K^-$ is sensitive to the angle $\gamma \equiv \arg(-V_{ud}V_{ub}^*/V_{cd}V_{cb}^*)$ of the Cabibbo-Kobayashi-Maskawa matrix. This is an example of determination of γ from a tree-level process, and thus, in principle, not sensitive to effects induced by most new-physics models currently considered. Other such determinations of γ from tree-level mediated processes have been performed at the B-factories and LHCb, through the study of $B^0 \rightarrow D^-\pi^+$, and $B^0 \rightarrow D^-K^+$ decays. In these decays, the ratio $r_{D^{(*)}} \equiv \mathcal{A}(B^0 \rightarrow D^{(*)-}\pi^+)/\mathcal{A}(B^0 \rightarrow D^{(*)+}\pi^-)/\mathcal{A}(B^0 \rightarrow D^{(*)+}\pi^-)$ is small, $r_{D^{(*)}} \approx 0.02$, while in the case of $B_s^0 \rightarrow D_s^+K^-$ the interfering amplitudes are of the same order of magnitude. Moreover, the decay width difference in the B_s^0 system, $\Delta\Gamma_s$, is non-zero, which allows a determination of $\gamma - 2\beta_s$ from the sinusoidal and hyperbolic terms in the decay time evolution, up to a two-fold ambiguity.

The measurement is sensitive to the combination $\gamma - 2\beta_s$, and, as we have seen that β_s is now measured with great precision from the study of $B_s^0 \rightarrow J/\psi h^+ h^-$, if Standard Model penguins are neglected, it can be directly translated into a measurement of γ . This decay has been studied by the LHCb collaboration using 1 fb^{-1} of data and the measurement requires a fit to the decay-time distribution of the selected $B_s^0 \rightarrow D_s^- K^+$ candidates. It is a very challenging measurement because it requires the determination of the time-dependent efficiency, as well as the determination of the flavor of the decaying B_s . The kinematically similar mode $B_s^0 \rightarrow D_s^- \pi^+$ helps in constraining the time-dependent efficiency and the flavor tagging performance. In order to derive the CP-violating parameters, two different approaches have been pursued: the first, labelled *sfit* (see (Xie, 2009)), consists of a statistical method to subtract background in maximum likelihood fit, without relying on any separate sideband or simulation for background modelling, whereas the second, labelled *cfits* separates signal from background by fitting for these two components with separate PDFs. Fig. 28 shows the results of the time-dependent fits, and Tab. VIII shows the fitted values of the CP observables in this decay.

TABLE VIII Fitted values of the CP observables to the $B_s^0 \rightarrow D_s K$ time distribution for (left) *sfit* and (right) *cfits*, where the first uncertainty is statistical, the second is systematic. All parameters other than the CP observables are constrained in the fit.

Parameter	<i>sfit</i> fitted value	<i>cfits</i> fitted value
C_f	$0.52 \pm 0.25 \pm 0.04$	$0.53 \pm 0.25 \pm 0.04$
$A_f^{\Delta\Gamma}$	$0.29 \pm 0.42 \pm 0.17$	$0.37 \pm 0.42 \pm 0.20$
$A_{\bar{f}}^{\Delta\Gamma}$	$0.14 \pm 0.41 \pm 0.18$	$0.20 \pm 0.41 \pm 0.20$
S_f	$-0.90 \pm 0.31 \pm 0.06$	$-1.09 \pm 0.33 \pm 0.08$
$S_{\bar{f}}$	$-0.36 \pm 0.34 \pm 0.06$	$-0.36 \pm 0.34 \pm 0.08$

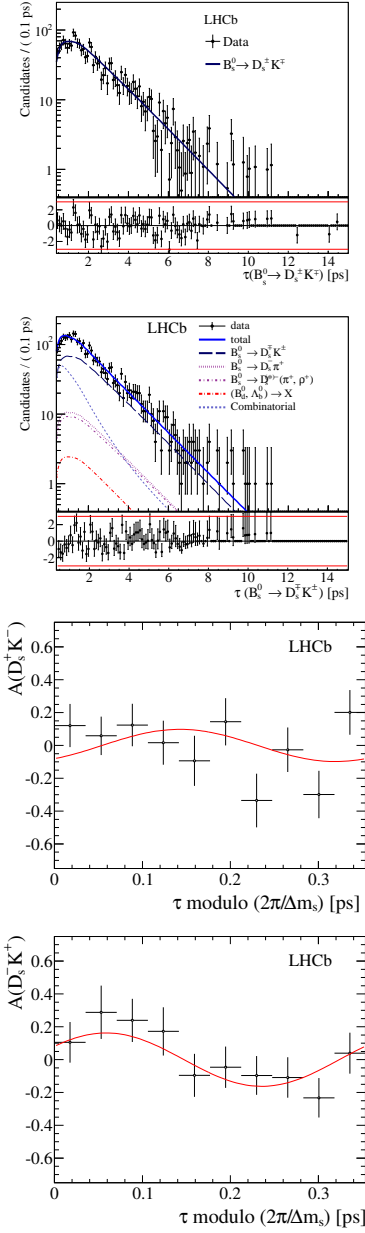


FIG. 28 Result of the decay-time (top) sfit and (bottom) cfit to the $B_s^0 \rightarrow D_s K$ candidates. This figure is taken from Ref. (Aaij *et al.*, 2014d).

The study of B_s^0 decays into two vector particles ($B_s^0 \rightarrow V_1 V_2$), with the vector particles decaying into two pseudo-scalar mesons, has three helicity states that are allowed by angular momentum conservation, with amplitudes identified as H_{+1} , H_{-1} and H_0 . It is convenient to map these amplitudes in terms of three transversity states to be considered, identified as “longitudinal” (0), “perpendicular” (\perp), and “parallel” (\parallel). They are re-

lated as

$$A_0 = H_0 \quad (197)$$

$$A_{\perp} = \frac{H_{+1} - H_{-1}}{\sqrt{2}}$$

$$A_{\parallel} = \frac{H_{+1} + H_{-1}}{\sqrt{2}}$$

Two such decays have been studied at LHCb: $B_s^0 \rightarrow \phi\phi$ (discussed in the previous section), and $B_s^0 \rightarrow K^{*0}\bar{K}^{*0}$.

The study of the CP asymmetries and polarisation fractions in $B_s^0 \rightarrow K^{*0}\bar{K}^{*0}$ (see (Aaij *et al.*, 2015c)) takes a somewhat different approach. In view of the limited statistics, rather than trying to implement a flavor tagged time-dependent analysis, a study of the triple product and direct CP violation asymmetries is performed with a time-integrated analysis of $B_s^0 \rightarrow K^{*0}\bar{K}^{*0}$, without determining the flavor of the decaying B_s^0 . In B mesons decays there are two possible triple products

$$T_1 = (\hat{n}_{V_1} \times \hat{n}_{V_2}) \cdot \hat{p}_{V_1} = \sin \phi \quad (198)$$

$$T_2 = 2(\hat{n}_{V_1} \cdot n_{V_2})(\hat{n}_{V_1} \times n_{V_2}) \cdot \hat{p}_{V_1} = \sin 2\phi$$

They are found to be compatible with the Standard Model.

VI. MODEL INDEPENDENT CONSTRAINTS ON NEW PHYSICS

Indirect searches for new physics effects can be performed by assuming certain extensions of the SM and calculating then the contribution of this model to different flavour observables, e.g. $M_{12}^{s,\text{NP}}$. Combining these calculations with the SM contributions (e.g. $M_{12}^{s,\text{SM}}$) one gets a theory prediction for flavour observables that depends on unknown parameters x, y, \dots of the considered new physics model. Currently a comparison of experimental numbers and these new theory predictions enables to bound the parameter space of new physics models, e.g.

$$\Delta M_s^{\text{Exp}} = 2 \left| M_{12}^{s,\text{NP}}(x, y, \dots) + M_{12}^{s,\text{SM}} \right|. \quad (199)$$

In future, this program could lead to a discovery of new physics effects, provided there is a sufficient control over the theoretical uncertainties. But also if physics beyond the SM will be first found by direct detection of new particles, the above discussed investigations will be crucial in order to determine the flavour couplings of the new model. There is a huge literature determining contributions of specific new physics models to the observables discussed in this review, in particular B_s^0 mixing. We present here some examples, not an exhaustive list: super-symmetric contributions were discussed e.g. by (Altmannshofer and Carena, 2012; Buras

et al., 2011; Crivellin *et al.*, 2011; Endo *et al.*, 2011; Endo and Yokozaki, 2011; Girschbach *et al.*, 2011; Hayakawa *et al.*, 2012; Ishimori *et al.*, 2011; Kaburaki *et al.*, 2011; Kawashima *et al.*, 2009; Kifune *et al.*, 2008; Kubo and Lenz, 2010; Wang *et al.*, 2011, 2010); contributions of 2 Higgs-double models were discussed e.g. by (Chang *et al.*, 2015; Dutta *et al.*, 2012; Urban *et al.*, 1998); extra dimensions were discussed in (Datta *et al.*, 2011; Goertz and Pfoh, 2011); L-R symmetric models were discussed e.g. in (Bertolini *et al.*, 2014; Lee and Nam, 2012); extended gauge sectors were discussed e.g. in (Alok *et al.*, 2011; Chang *et al.*, 2014, 2011; Fox *et al.*, 2011; Kim *et al.*, 2013; Li *et al.*, 2012; Sahoo *et al.*, 2011, 2013); additional fermions¹⁰ were discussed e.g. in (Alok and Gangal, 2012; Botella *et al.*, 2012).

In order to minimise the risk of betting on the wrong model, we will discuss here a little more in detail the model-independent approach, where one tries to identify new physics effects without assuming a concrete model. To start, it seems to be reasonable to assume that new physics only acts in mixing, in particular in M_{12} , but not in tree-level decays. For simplicity we also assume no penguin contributions. Later on we will soften this restrictions. Thus we postulate a general modification of M_{12}^s by an a priori arbitrary complex parameter Δ_s , while Γ_{12}^s is just given by the SM prediction.

$$M_{12}^s = M_{12}^{s,SM} |\Delta_s| e^{i\phi_s^\Delta}, \quad (200)$$

$$\Gamma_{12}^s = \Gamma_{12}^{s,SM}. \quad (201)$$

Such a modification changes the mixing observables in the following way¹¹

$$\Delta M_s^{\text{Exp}} = 2 \left| M_{12}^{s,SM} \right| \cdot |\Delta_s|, \quad (202)$$

$$\Delta \Gamma_s^{\text{Exp}} = 2 \left| \Gamma_{12}^{s,SM} \right| \cos \left(\phi_{12}^{s,SM} + \phi_s^\Delta \right), \quad (203)$$

$$a_{sl}^{s,\text{Exp}} = \frac{\left| \Gamma_{12}^{s,SM} \right|}{\left| M_{12}^{s,SM} \right|} \cdot \frac{\sin \left(\phi_{12}^{s,SM} + \phi_s^\Delta \right)}{|\Delta_s|}. \quad (204)$$

Also the phases ϕ_{12}^s and ϕ_s will get new contributions

$$\phi_{12}^{s,\text{Exp}} = \phi_{12}^{s,SM} + \phi_s^\Delta, \quad (205)$$

$$\phi_s^{\text{Exp}} = -2\beta_s + \phi_s^\Delta. \quad (206)$$

Now a comparison of experimental numbers and SM predictions can be used to obtain the bounds on the complex parameter Δ_s . If there is no new physics present,

the comparison should result in $\Delta_s = 1 + 0 \times i$. For a specific new physics model the parameter Δ_s can also be explicitly calculated in dependence on the new physics parameters x, y, \dots . One gets

$$\Delta_s = \frac{M_{12}^{s,NP}(x, y, \dots) + M_{12}^{s,SM}}{M_{12}^{s,SM}}. \quad (207)$$

General model-independent investigations, using the above introduced notation, were done e.g. in (Lenz *et al.*, 2011, 2012; Lenz and Nierste, 2007) and (Charles *et al.*, 2015, 2014). Below we discuss different approaches. Early investigations actually pointed towards large deviations from the SM. Unfortunately more data brought the extracted value for Δ_s in perfect agreement with the SM. The most recent result of such a investigation is depicted in Fig.29¹². For completeness we show also the result for the B_d^0 -system. The constraint from the mass difference, Eq.(202), is denoted by the orange ring. The finite size of the ring is mostly due to the theory uncertainty of ΔM_q . In the case of B^0 mesons we have two rings, due to two different values for the CKM parameters ρ and η in the CKM-fit. The purple region stems from the measurement of the phase ϕ_s . According to Eq.(206) this constrains also ϕ_s^Δ . Here one has to keep in mind that this assumes no sizable SM penguins and also no new physics penguins. The dark-grey area stems from the semi-leptonic asymmetries. Here we are currently limited by the experimental precision. All in all we find in both mixing systems a perfect agreement with the SM, but there is still some sizable space (of the order of 10% in $|\Delta_q|$ and several degrees in the phase ϕ_s^Δ) for new physics effects in B_d^0 and B_s^0 mixing. It is entertaining and may be instructive - in the view of the currently discussed deviations of experiment and SM - to show the corresponding plots from 2010 ((Lenz *et al.*, 2011)) in Fig. 30. Here a quite clear hint for new physics effects can be seen, actually in both mixing systems, which unfortunately vanished completely in the last years.

Similar investigations had been performed by the UTfit group (see e.g. the web-update of (Bevan *et al.*, 2013; Bona *et al.*, 2006a, 2008)). In their notation one has

$$C_{B_s^0} e^{2i\phi_{B_s^0}} = \Delta_s, \quad (208)$$

$$C_{B_s^0} = |\Delta_s|, \quad (209)$$

$$\phi_{B_s^0} = \frac{1}{2} \phi_s^\Delta. \quad (210)$$

Having only two parameters $C_{B_s^0}$ and $\phi_{B_s^0}$ for parameterising new physics effects in B_s^0 mixing corresponds to making the same assumptions as above: no new physics effects in Γ_{12}^s and neglecting penguins. Investigating all

¹⁰ A sequential, chiral, perturbative fourth generation of fermions is already excluded by experiment, see e.g. (Buchkremer *et al.*, 2012; Djouadi and Lenz, 2012; Eberhardt *et al.*, 2012a,b,c; Kuflik *et al.*, 2013). This exclusion holds, however, not for e.g. vector-like quarks or a combination of a fourth chiral family with an additional modification of the SM, see e.g. (Lenz, 2013).

¹¹ The correction factor $1/8 |\Gamma_{12}^{s,SM} / M_{12}^{s,SM}|^2 |1/\Delta_s|^2 \sin \phi_{12}^s$ in Eq.(11) and Eq.(12) stays still small.

¹² These plots are taken from the CKMfitter web-page (see (Charles *et al.*, 2005)).

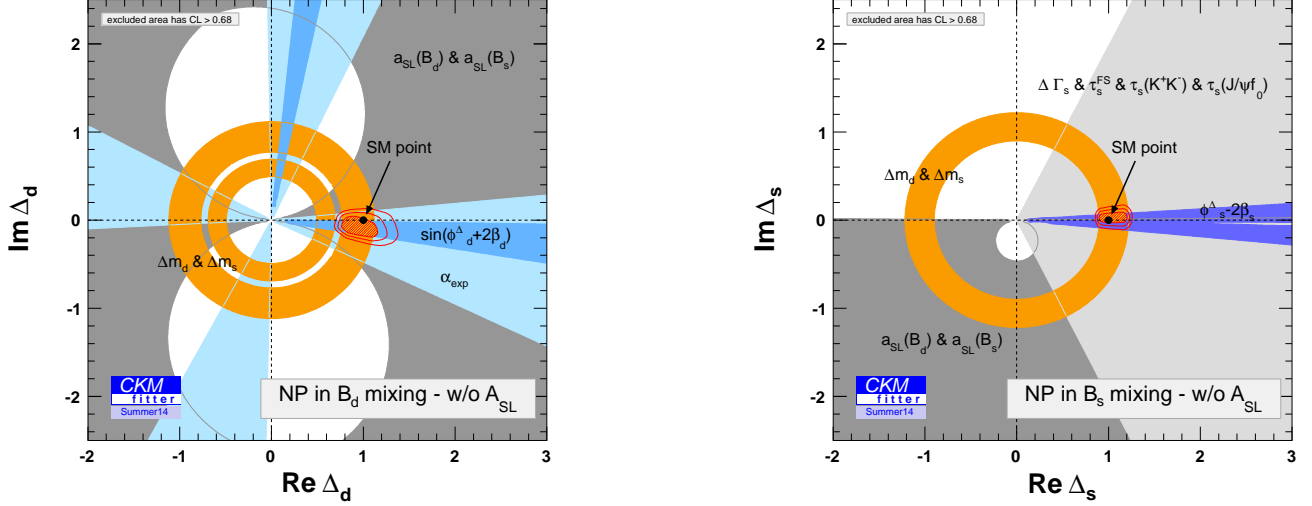


FIG. 29 Current bounds (summer 2014) on the complex parameters Δ_d (left) and Δ_s (right) from different mixing observables. The point $\Delta_q = 1+0i$ corresponds to the SM - no deviation from the SM is visible. Plots are taken from the CKMfitter web-page (see (Charles *et al.*, 2005)).

available mixing observables UFit finds the following preferred parameter ranges

$$C_{B_s^0} = 1.052 \pm 0.084, \quad (211)$$

$$\phi_{B_s^0} = 0.72^\circ \pm 2.06^\circ. \quad (212)$$

Again, everything seems to be perfectly consistent with the SM, while space for sizable new physics effects, i.e. of the order of 10% in $C_{B_s^0}$ and of the order of a factor of 10 in the phase $\phi_{B_s^0}$. The corresponding allowed parameter regions for the B^0 -system read

$$C_{B^0} = 1.07 \pm 0.17, \quad (213)$$

$$\phi_{B^0} = -2.0^\circ \pm 3.2^\circ, \quad (214)$$

yielding the same conclusions as in the B_s^0 -system. Sometimes these bounds are transferred into bounds on a hypothetical new physics scale. (Charles *et al.*, 2014) use the following notation for deviation of M_{12}^s from its SM value

$$M_{12}^s = M_{12}^{s, \text{SM}} (1 + h_s e^{2i\sigma_s}), \quad (215)$$

$$1 + h_s e^{2i\sigma_s} = |\Delta_s| e^{i\phi_s^\Delta}.$$

Assuming further the operator

$$\frac{C_{ij}^2}{\Lambda^2} (\bar{q}_{i,L} \gamma^\mu q_{j,L})^2 \quad (216)$$

to describe the new physics contribution to B_s^0 mixing (i.e. $i = s$ and $j = b$), they find

$$h_s \approx \frac{C_{sb}^2}{\lambda_{sb}^2} \left(\frac{4.5 \text{ TeV}}{\Lambda} \right)^2, \quad (217)$$

$$\sigma_s = \arg(C_{sb} \lambda_{sb}^*). \quad (218)$$

Here C_{ij} denotes the size of the new physics couplings and Λ is the mass scale of new physics. Both of these parameters are a priori unknown, because new physics has not been detected yet and an investigation of current experimental bounds on B_s^0 mixing gives only information about the ratio C_{ij}^2/Λ^2 , but not about the individual values of the couplings and of the scale. $\lambda_{sb}^2 = V_{ts}^* V_{tb}$ denotes the CKM structure of the SM contribution to B_s^0 mixing.

To make some statements about the new physics scale additional assumptions have to be made. Assuming that the coefficients C_{sb} have the same size as the CKM couplings, i.e. $C_{sb} = \lambda_{sb}$ (Charles *et al.*, 2014) got a

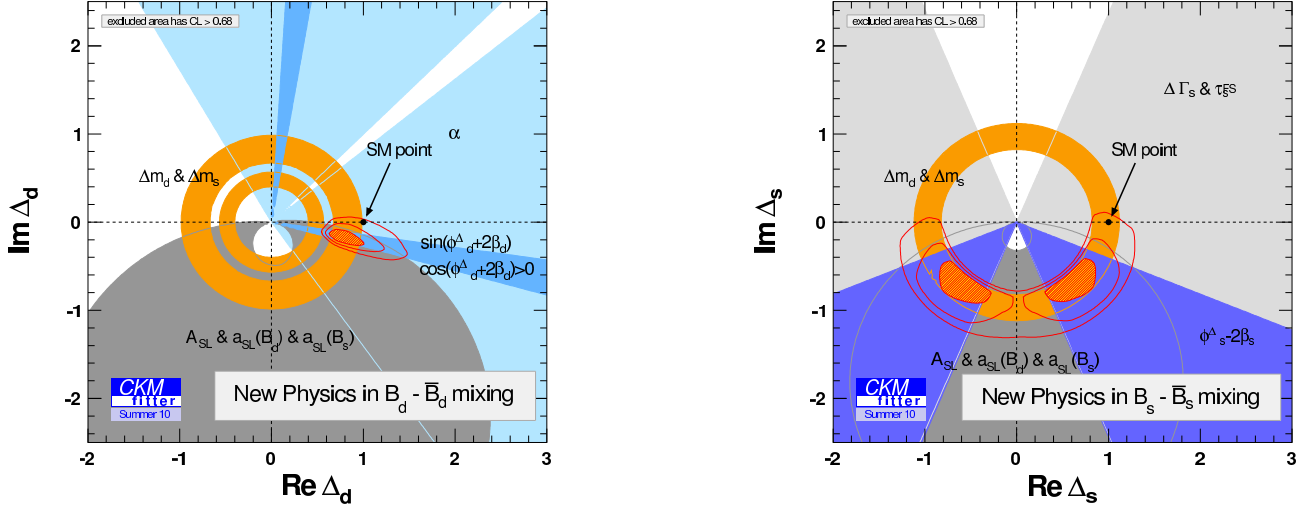


FIG. 30 Bounds on the complex parameters Δ_d (left) and Δ_s (right) from different mixing observables with data available till 2010. The point $\Delta_q = 1 + 0i$ corresponds to the SM. Plots are taken from (Lenz *et al.*, 2011). Unfortunately this quite clear hint for new physics effects has completely vanished by now.

new physics scale λ of about 19 TeV. Assuming instead $C_{sb} = 1$ the new physics scale increases to roughly 500 TeV. In particular the second scale is far above the direct reach of LHC and thus B_s^0 mixing could in principle probe new physics scales that are far away from being accessible via direct measurements. On the other hand one should not forget that the assumption about the size of the coupling is in principle arbitrary. If the new physics couplings are very small then also the new physics scale that can be probed is very low.

In order to fulfill our final goal of unambiguously disentangling hypothetical new effects from mixing observables a strict control over uncertainties is mandatory. Also the assumptions made above, have to be challenged. First of all we have to include penguins, both from the SM as well as from new sources, this will modify the phase ϕ_s to

$$\phi_s = -2\beta_s + \phi_s^\Delta + \delta^{\text{Peng,SM}} + \delta^{\text{Peng,NP}}. \quad (219)$$

SM penguins are expected to contribute at most up to 1° , while new physics penguins are less constrained. General new physics effects in M_{12}^s will be treated as above

$$M_{12}^s = M_{12}^{s,\text{SM}} |\Delta_s| e^{i\phi_s^\Delta}. \quad (220)$$

In addition we will also allow new effects in Γ_{12}^s , encoded by the parameter $\tilde{\Delta}_s$

$$\Gamma_{12}^s = \Gamma_{12}^{s,\text{SM}} |\tilde{\Delta}_s| e^{-i\tilde{\phi}_s^\Delta}, \quad (221)$$

resulting in a modified mixing phase ϕ_{12}^s

$$\phi_{12}^s = \phi_{12}^{s,\text{SM}} + \phi_s^\Delta + \tilde{\phi}_s^\Delta. \quad (222)$$

$$(223)$$

New contributions to Γ_{12}^s can be due to new penguins and/or new contributions to tree-level decays. For a long time new physics effects in tree-level decays were considered to be negligible. Due to the dramatically improved experimental precision, this possibility has, however, to be considered. Taking only experimental constraints into account and no bias from model building, first studies performed by (Bobeth *et al.*, 2014), (Bobeth *et al.*, 2015) and (Brod *et al.*, 2015) find that the tree-level Wilson coefficients C_1 and C_2 can easily be affected by new effects of the order of 0.1. Such a deviation can sometimes have dramatic effects, e.g. a modification of the imaginary part of C_1 by about 0.1 would modify the extracted value of the CKM angle γ by about 4° , see (Brod *et al.*, 2015),

which is larger than the expected future experimental uncertainty. Thus these possibilities should be taken into account for quantitative studies about new physics effects in mixing. For a future disentangling of new effects in mixing, penguins and tree-level decays clearly more theoretical work has to be done.

The above modification of M_{12}^s (see Eq.(220)) and Γ_{12}^s (see Eq.(221)) changes the mixing observables in the following way¹³.

$$\Delta M_s = 2 \left| M_{12}^{s,SM} \right| \cdot |\Delta_s|, \quad (224)$$

$$\Delta \Gamma_s = 2 \left| \Gamma_{12}^{s,SM} \right| \left| \tilde{\Delta}_s \right| \cos \left(\phi_{12}^{s,SM} + \phi_s^\Delta + \tilde{\phi}_s^\Delta \right), \quad (225)$$

$$a_{sl}^s = \frac{\left| \Gamma_{12}^{s,SM} \right|}{\left| M_{12}^{s,SM} \right|} \cdot \frac{\left| \tilde{\Delta}_s \right|}{\left| \Delta_s \right|} \sin \left(\phi_{12}^{s,SM} + \phi_s^\Delta + \tilde{\phi}_s^\Delta \right) \quad (226)$$

First steps in that direction haven been done in the analysis of (Lenz *et al.*, 2012), where in the so-called Scenario IV new physics in Γ_{12}^s was introduced by the parameter δ_s .

$$\delta_q = \frac{\frac{\Gamma_{12}^s}{M_{12}^s}}{\Re \left(\frac{\Gamma_{12}^{s,SM}}{M_{12}^{s,SM}} \right)}. \quad (227)$$

This parameter is related to mixing observables in the following way:

$$\Re(\delta_s) = \frac{\frac{\Delta \Gamma_s}{\Delta M_s}}{\frac{\Delta \Gamma_s^{SM}}{\Delta M_s^{SM}}}, \quad \Im(\delta_s) = \frac{-a_{sl}^s}{\frac{\Delta \Gamma_s^{SM}}{\Delta M_s^{SM}}}. \quad (228)$$

In 2012 the fit of (Lenz *et al.*, 2012) seemed to prefer some deviations of $\Re(\delta_s)$ and $\Im(\delta_s)$, which were mostly triggered by a at that time commonly accepted - but incomplete - interpretation of the di-muon asymmetry.

In future these model independent investigations should include new physics effects in M_{12}^s , in Γ_{12}^s and in penguins. Doing the latter might also include a combination of $\Delta B = 2$ and $\Delta B = 1$ observables,

VII. CONCLUSION/OUTLOOK

The study of CP violation phenomena in the B_s^0 system is a very active area of research. It was started by the Tevatron experiments CDF and D0 who made the first measurements in this system. Among their main achievements are the measurement of the B_s^0 -meson mass difference ΔM_s ((Abulencia *et al.*, 2006)) and the study of the semi leptonic charge asymmetry of the B_s^0 -meson

a_{sl}^s ((Abazov *et al.*, 2012b, 2013, 2014)). The measured value of a_{sl}^s based on the study of $B_s^0 \rightarrow D_s^+ \mu^- \bar{\nu}_\mu$ is still contributing to the average with the LHCb result, based on one-third of the run 1 data. The Tevatron experiments also initiated the studies of other CP-violating phenomena, such as the mixing phase ϕ_s in the $B_s^0 \rightarrow J/\psi \phi$ decay, albeit with large uncertainties.

CP violation studies in the B_s^0 -system are being continued by the LHC experiments. The pioneering work of the Tevatron experiments is followed by a new level of precision allowed by high statistics, improved detector performance, and new analysis techniques.

The outstanding contribution to the study of CP violation in the B_s^0 system comes from the LHCb experiment. They perform the most precise measurement of all types of CP violation (see (Aaij *et al.*, 2012b, 2014c, 2015h)), as well as that of ΔM_s and $\Delta \Gamma_s$ ((Aaij *et al.*, 2013h)). They measure the CKM angle γ not only in B^0 decays previously studied by the e^+e^- B -factories, but also in B_s^0 decays both in tree-mediated processes, and in loop-mediated processes. Finally, direct CP violation has been observed in several channels.

The current data do not confirm CP violation in the B_s^0 system in excess of the SM prediction, as it was originally hoped for. Still, some room for new physics manifestations remains. In CP violation in the interference of decays and mixing quantified by the angle ϕ_s the experimental uncertainty is getting very close to the SM central value. In this respect, the emphasis on understanding small corrections such as penguin pollution is a field of active investigation in the theoretical and experimental community. The theory prediction for CP violation in mixing is still orders of magnitude smaller than the experimental uncertainty. The level of understanding of the SM expectations for mixing observables and CP violating phenomena in the B_s^0 -system is now very advanced. Experimental studies have not only proven the CKM-mechanism to be the primary source of quark-mixing and CP violation, but they have also confirmed the validity of theoretical approaches such as the HQE to an unprecedented accuracy.

The uncertainty of the theory prediction for the mass difference ΔM_s is about $\pm 15\%$, thus allowing for new effects of the same order in this observable. To improve the accuracy in ΔM_s further, precise lattice evaluations of bag parameters and decay constants are mandatory. In this respect an uncertainty of about $\pm 5\%$ seems to be achievable in the next years. The calculation of the width difference according the HQE seems on less solid theoretical grounds. The assumption of quark hadron duality was questioned many times, see e.g. (Ligeti *et al.*, 2010) or the discussion by (Lenz, 2011), and deviations of more than 100% were discussed. Such a failure of the HQE is now clearly ruled out. The measurement of the width difference $\Delta \Gamma_s$ has shown that the HQE works also in the most challenging channel - $b \rightarrow c\bar{c}s$

¹³ Again, the correction factor $1/8|\Gamma_{12}^{s,SM}/M_{12}^{s,SM}|^2|\tilde{\Delta}_s/\Delta_s|^2\sin\phi_{12}^s$ stays small.

- with an accuracy of at least 20%. For further independent tests of the precision of the HQE, lattice determinations of the matrix elements that arise in lifetime difference of different b hadrons, like $\tau(B^+)/\tau(B^0)$, $\tau(B_s^0)/\tau(B^0)$ and $\tau(\Lambda_b)/\tau(B^0)$ are urgently needed, see the detailed discussion in (Lenz, 2014). Here it might also be insightful to study the charm sector, in particular the ratio $\tau(D^+)/\tau(D_0)$ and $\tau(D_s^+)/\tau(D_0)$. To reduce the uncertainty of the theory prediction of $\Delta\Gamma_s$ a first non-perturbative determination of dimension 7 matrix elements is needed, i.e. the bag parameters B_{R_0} , B_{R_2} , B_{R_3} , $B_{\tilde{R}_2}$ and $B_{\tilde{R}_3}$. Currently, this parameters causes the biggest individual uncertainty. Next, more precise lattice values of the complete SUSY-basis of $\Delta B = 2$ four quark operators are needed. In parallel to these non-perturbative improvements, NNLO-QCD corrections have to be calculated (i.e. $\Gamma_3^{s,(2)}$ and $\Gamma_4^{s,(1)}$ in our notation). Having all these improvements at hand, a final accuracy of about 5% for the $\Delta\Gamma_s$ prediction might also be feasible in the next years.

The current experimental uncertainty on a_{sl}^s is still about a factor of 250 larger than the tiny central value of the Standard Model expectations, thus still allowing plenty of room for new physics effects. Turning to indirect CP violation we find that the current experimental precision is coming close to SM central value and also to the intrinsic theoretical uncertainties due to penguin contributions. In principle the weak phase ϕ_s measured e.g. in $B_s^0 \rightarrow J/\psi\phi$ is a similar null test as the semi-leptonic asymmetries. In practice the theory prediction of the latter one is much more robust than the one for ϕ_s . To fully exploit the improving experimental precision extended studies of penguin effects and a quantification of them are mandatory.

All LHC collaborations expect to continue the data taking at least up to 2030. The LHCb collaboration is currently engaging in a detector upgrade that should increase its sensitivity by a factor of 10, with a combination of operating at higher instantaneous luminosity, and the implementation of a purely software based trigger system, which will have to process the full 30 MHz of inelastic collisions delivered by the LHC. The physics opportunities offered by such an upgrade has been quantified by (LHC, 2014) assuming a total integrated luminosity of 50 fb^{-1} . Several key measurements have been studied. Table IX summarises the prospects for some of the observables described in this paper.

The plans of other LHC collaborations are less ambitious. For example, the ATLAS experiment projects to measure the value of ϕ_s with the precision of 0.022 by 2030 (ATLAS, 2013). The precision of LHC measurements will allow to achieve the SM level in this quantity and to perform unprecedented tests of the contribution of new models beyond the SM. The huge statistics, which will become available during the next ten years, will also allow to measure the CP violating phenomena

Observable	LHCb 2018 Upgrade	Theory	Uncertainty
$\phi_s (B_s^0 \rightarrow J/\psi\phi)$	0.025	0.009	≈ 0.003
$a_{sl}^s (10^{-3})$	1.4	0.5	0.03
$\phi_s^{eff} (B_s^0 \rightarrow \phi\phi)$	0.10	0.018	0.02
$\gamma(B_s^0 \rightarrow D_s K)$	11°	2.0°	negligible

TABLE IX Statistical sensitivity of the LHCb upgrade to key observables discussed in this paper. For each observables the projected sensitivity at the end of Run II and with a luminosity of 50 fb^{-1} (phase I upgrade) are given. For a comparison we show also the current theory uncertainty of the Standard Model predictions. The theory error in ϕ_s holds only for neglecting penguins.

in other channels like $B_s^0 \rightarrow J/\psi\eta$. Advancement in theory, in particular in lattice QCD and other approaches to constrain the hadronic matrix elements needed to access fundamental quantities, are expected to follow a similar path. Thus, a new exciting era of B_s^0 meson studies is ahead of us.

VIII. ACKNOWLEDGEMENTS

A.L. would like to thank Christine Davies, Tomomi Ishikawa, Andreas Jüttner and James Simone for helpful information about lattice inputs, Gilberto Tetlalmatzi-Xolocotzi for creating the diagrams in Fig. 1, Fig.16 and Fig.26, checking some of the numerics and proof-reading, Matthew Kirk for providing Fig. 3 and proof-reading, Lucy Budge, Jonathan Cullen and Xiu Liu for checking some of the numerical updates. M.A. would like to thank the US National Science Foundation for their support, and S. Stone and P. Koppenburg for useful discussions.

Appendix A: Numerical input for theory predictions

In this appendix we list all input parameters that were used for our numerical updates of several Standard Model predictions. We start with listing some very well-known parameters in Table X that are mostly taken from the PDG ((Olive *et al.*, 2014)). Next we list in Table XI some not so well determined input parameters. For lattice values our standard reference is FLAG ((Aoki *et al.*, 2014)). In the case of \tilde{B}_S/B FLAG did not provide an average, so we took the values from (Becirevic *et al.*, 2002), (Bouchard *et al.*, 2011), (Carrasco *et al.*, 2014) and (Dowdall *et al.*, 2014) and did our own naive average. For B_{R_0} we took the preliminary value that can be read off the plots given by (Dowdall *et al.*, 2014). B_{R_1} and $B_{\tilde{R}_1}$ can be deduced from (Becirevic *et al.*, 2002), (Bouchard *et al.*, 2011), (Carrasco *et al.*, 2014) and (Dowdall *et al.*, 2014). The operators R_1 and \tilde{R}_1 are denoted by O_4 and O_5 in

Parameter	Value	Reference
M_W	80.385(15) GeV	PDG 2015
M_Z	91.1876(21) GeV	PDG 2015
G_F	1.1663787(6) 10^{-5} GeV $^{-2}$	PDG 2015
\hbar	6.58211928(15) 10^{-25} GeV s	PDG 2015
$M_{B_s^0}$	5.3667(4) GeV	PDG 2015
$\bar{m}_b(\bar{m}_b)$	4.18(3) GeV	PDG 2015
$\bar{m}_c(\bar{m}_c)$	1.275(25) GeV	PDG 2015
$\bar{m}_s(2 \text{ GeV})$	0.0935(25) GeV	PDG 2015
$\alpha_s(M_Z)$	0.1185(6)	PDG 2015

TABLE X List of precisely known input parameters needed for an update of the theory prediction of different mixing observables.

the lattice literature

$$R_1 \equiv \frac{m_s}{m_b} O_4, \tilde{R}_1 \equiv \frac{m_s}{m_b} O_5. \quad (\text{A1})$$

The Fermilab-MILC Collaboration ((Bouchard *et al.*, 2011)) uses again an additional factor 4

$$R_1 \equiv \frac{m_s}{m_b} 4O_4, \tilde{R}_1 \equiv \frac{m_s}{m_b} 4O_5. \quad (\text{A2})$$

Moreover one has to be aware of different normalisation factors used in the definition of the matrix elements. In e.g. (Beneke *et al.*, 1996) and (Lenz and Nierste, 2007)

$$\langle R_1 \rangle = \frac{7}{3} \frac{m_s}{m_b} M_{B_s^0}^2 f_{B_s}^2 B_{R_1}, \quad (\text{A3})$$

$$\langle \tilde{R}_1 \rangle = \frac{5}{3} \frac{m_s}{m_b} M_{B_s^0}^2 f_{B_s}^2 B_{\tilde{R}_1} \quad (\text{A4})$$

was used. This definition ensures that in vacuum insertion approximation the bag parameters B_{R_1} and $B_{\tilde{R}_1}$ have the value one. In the lattice literature different normalisation factors, compared to $\frac{7}{3}$ and $\frac{5}{3}$, are used. (Becirevic *et al.*, 2002) and (Carrasco *et al.*, 2014) have

$$\langle R_1 \rangle = 2 \frac{m_s}{m_b} M_{B_s^0}^2 f_{B_s}^2 B'_4, \quad (\text{A5})$$

$$\langle \tilde{R}_1 \rangle = \frac{2}{3} \frac{m_s}{m_b} M_{B_s^0}^2 f_{B_s}^2 B'_5, \quad (\text{A6})$$

while (Bouchard *et al.*, 2011) and (Dowdall *et al.*, 2014) use

$$\langle R_1 \rangle = 2 \frac{m_s}{m_b} M_{B_s^0}^2 f_{B_s}^2 B_4, \quad (\text{A7})$$

$$\langle \tilde{R}_1 \rangle = \frac{2}{3} \frac{m_s}{m_b} M_{B_s^0}^2 f_{B_s}^2 B_5. \quad (\text{A8})$$

For the top-quark mass we did not take the PDG value, but a first combination of TeVatron and LHC results, presented by (ATLAS and Collaborations, 2014). $\Lambda_{QCD}^{(5)}$ we derived from the NLO running of α_s using $\alpha_s(M_Z)$

Parameter	Value	Reference
$f_{B_s} \sqrt{B}$	216(15) MeV	FLAG
$f_{B_d} \sqrt{B}$	175(12) MeV	FLAG
\tilde{B}_S/B	1.07(6)	own average
$\tilde{B}_S/B(B_d)$	1.04(12)	own average
\bar{z}	0.0543964(229532)	own evaluation
m_t	173.34(76) GeV	arXiv:1403.4427
$\bar{m}_t(\bar{m}_t)$	165.696(73) GeV	own evaluation
$\Lambda_{QCD}^{(5)}$	233(8) MeV	derived from NLO α_s
V_{us}	$0.22548^{+0.00068}_{-0.00034}$	CKMfitter
V_{cb}	$0.04117^{+0.00090}_{-0.00114}$	CKMfitter
V_{ub}/V_{cb}	0.0862278 ± 0.00442474	CKMfitter
γ	$1.17077^{+0.0169297}_{-0.0378736}$	CKMfitter
B_{R_0}/B	1 ± 0.3	HPQCD preliminary
B_{R_1}/B	1.71 ± 0.26	own average
B_{R_2}	1 ± 0.5	VIA assumption
B_{R_3}	1 ± 0.5	VIA assumption
$B_{\tilde{R}_1}/B$	1.27 ± 0.16	own average
$B_{\tilde{R}_3}$	1 ± 0.5	VIA assumption

TABLE XI List of less precisely known input parameters needed for an update of the theory prediction of different mixing observables.

and M_Z given above as an input. The values of the CKM-elements were taken from the web-update of the CKMfitter group ((Charles *et al.*, 2005)), similar results are given by UTfit ((Bona *et al.*, 2006b)). Here the value of V_{ub} is taken from the fit and not from either an inclusive or an exclusive determination. Finally we also present in Table XII a list of additional lattice determinations for $f_{B_s} \sqrt{B}$ and \tilde{B}_S/B , given by HQPCD (LATTICE 2014 update by (Dowdall *et al.*, 2014)), ETMC ((Carrasco *et al.*, 2014)), the LATTICE 2015 update from the Fermilab-MILC Collaboration ((Bouchard *et al.*, 2011)) and the LATTICE 2015 update from RBC-UKQCD of (Aoki *et al.*, 2015).

Appendix B: Error budget of the theory predictions

In this appendix we compare the error budget or our new Standard Model predictions with the ones given in 2011 by (Lenz and Nierste, 2011) and the ones given in 2006 by (Lenz and Nierste, 2007).

The error budget for the updated Standard Model prediction of ΔM_s^{SM} is given in Table XIII. For the mass difference we observe no improvement in accuracy compared to the 2011 prediction, because the by far dominant uncertainty (close to 14%) stems from $f_{B_s} \sqrt{B}$ and here the inputs are more or less unchanged. This will change as soon as new lattice values will be available. The next important uncertainty is the accuracy of the CKM element V_{cb} , which contributes about 5% to the error budget. If one gives up the assumption of the unitarity of

Parameter	Value	Collaboration
$f_{B_s}\sqrt{B}$	200(5 – 10) MeV	HPQCD
\tilde{B}_S/B	1.03	
B_{R_1}/B	1.98	
$B_{\tilde{R}_1}/B$	1.48	
$f_{B_s}\sqrt{B}$	211(8) MeV	ETMC
\tilde{B}_S/B	1.03	
B_{R_1}/B	1.46	
$B_{\tilde{R}_1}/B$	1.15	
$f_{B_s}\sqrt{B}$	227(7) MeV	Fermi-MILC
\tilde{B}_S/B	1.15	
B_{R_1}/B	1.60	
$B_{\tilde{R}_1}/B$	1.17	
$f_{B_s}\sqrt{B}$	262(?) MeV	RBC-UKQCD

TABLE XII List of additional and mostly preliminary determinations of lattice parameters needed for an update of the theory prediction of different mixing observables. Some of the values given here were simply read off plots provided by the different collaborations.

ΔM_s^{SM}	This work	LN 2011	LN 2006
Central Value	18.3 ps ⁻¹	17.3 ps ⁻¹	19.3 ps ⁻¹
$\delta(f_{B_s}\sqrt{B})$	13.9%	13.5%	34.1%
$\delta(V_{cb})$	4.9%	3.4%	4.9%
$\delta(m_t)$	0.7%	1.1%	1.8%
$\delta(\alpha_s)$	0.1%	0.4%	2.0%
$\delta(\gamma)$	0.1%	0.3%	1.0%
$\delta(V_{ub}/V_{cb})$	0.1%	0.2%	0.5%
$\delta(\bar{m}_b)$	< 0.1%	0.1%	---
$\sum \delta$	14.8%	14.0%	34.6%

TABLE XIII List of the individual contributions to the theoretical error of the mass difference ΔM_s within the Standard Model and comparison with the values obtained in (Lenz and Nierste, 2011) and (Lenz and Nierste, 2007).

the 3 times 3 CKM matrix, the uncertainty can go up considerably. The uncertainties due to the remaining parameters, play no important role. All in all we are left with an overall uncertainty of close to 15%, which has to be compared to the experimental uncertainty of about 1 per mille. This situation leaves currently some space for new physics contributions to the mass difference ΔM_s . With future improvements on the non-perturbative parameters a theoretical uncertainty in the range of 5% till 10% is feasible.

Next we study the error budget of the decay rate difference $\Delta\Gamma_s$ in Table XIV. The uncertainty in the decay rate difference also did not change considerably compared to 2011. The dominant uncertainty is still the unknown bag parameter of the power suppressed operator R_2 . This input did not improve since 2011. Here and in (Lenz

$\Delta\Gamma_s^{\text{SM}}$	this work	LN 2011	LN 2006
Central Value	0.088 ps ⁻¹	0.087 ps ⁻¹	0.096 ps ⁻¹
$\delta(B_{\tilde{R}_2})$	14.8%	17.2%	15.7%
$\delta(f_{B_s}\sqrt{B})$	13.9%	13.5%	34.0%
$\delta(\mu)$	8.4%	7.8%	13.7%
$\delta(V_{cb})$	4.9%	3.4%	4.9%
$\delta(\tilde{B}_S)$	2.1%	4.8%	3.1%
$\delta(B_{R_0})$	2.1%	3.4%	3.0%
$\delta(\bar{z})$	1.1%	1.5%	1.9%
$\delta(m_b)$	0.8%	0.1%	1.0%
$\delta(B_{\tilde{R}_1})$	0.7%	1.9%	---
$\delta(B_{\tilde{R}_3})$	0.6%	0.5%	---
$\delta(B_{R_1})$	0.5%	0.8%	---
$\delta(B_{R_3})$	0.2%	0.2%	---
$\delta(m_s)$	0.1%	1.0%	1.0%
$\delta(\gamma)$	0.1%	0.3%	1.0%
$\delta(\alpha_s)$	0.1%	0.4%	0.1%
$\delta(V_{ub}/V_{cb})$	0.1%	0.2%	0.5%
$\delta(\bar{m}_t(\bar{m}_t))$	0.0%	0.0%	0.0%
$\sum \delta$	22.8%	24.5%	40.5%

TABLE XIV List of the individual contributions to the theoretical error of the decay rate difference $\Delta\Gamma_s$ within the Standard Model and comparison with the values obtained in (Lenz and Nierste, 2011) and (Lenz and Nierste, 2007).

and Nierste, 2011) and (Lenz and Nierste, 2007) we took the very conservative assumption of $B_{R_{2,3}} = 1 \pm 0.5$. If in future these parameters could be determined with an uncertainty of about $\pm 10\%$, then an overall uncertainty of less than $\pm 10\%$ in $\Delta\Gamma_s$ would become feasible. First steps in the direction of a non-perturbative determination of B_{R_2} within the framework of QCD sum rules have been done by (Mannel *et al.*, 2007, 2011). There, however, only sub-leading contributions were determined. Thus a calculation of the leading (three-loop) contribution would be very desirable. The second largest uncertainty stems from $f_{B_s}\sqrt{B}$, whose value did also not improve since 2011. There are, however, several new (mostly preliminary) results on market - HQPCD (LATTICE 2014 update by (Dowdall *et al.*, 2014)), ETMC ((Carrasco *et al.*, 2014)), the LATTICE 2015 update from the Fermilab-MILC Collaboration ((Bouchard *et al.*, 2011)) and the LATTICE 2015 update from RBC-UKQCD of (Aoki *et al.*, 2015) - that seem to indicate that $f_{B_s}\sqrt{B}$ can be determined with an uncertainty as low as 5% in the near future. In most of these works not only the matrix element of Q , but also the full $\Delta B = 2$ operator basis is studied. This will provide improved values for the bag parameters B_S , \tilde{B}_S , B_{R_1} , $B_{\tilde{R}_1}$ and B_{R_0} , via Eq.(66). Number three in the error budget is the dependence on the renormalisation scale, here a calculation of NNLO-QCD corrections would be necessary to further reduce

$\Delta\Gamma_s^{\text{SM}}/\Delta M_s^{\text{SM}}$	this work	LN 2011	LN 2006
Central Value	$48.1 \cdot 10^{-4}$	$50.4 \cdot 10^{-4}$	$49.7 \cdot 10^{-4}$
$\delta(B_{R_2})$	14.8%	17.2%	15.7%
$\delta(\mu)$	8.4%	7.8%	9.1%
$\delta(\tilde{B}_S)$	2.1%	4.8%	3.1%
$\delta(B_{R_0})$	2.1%	3.4%	3.0%
$\delta(\bar{z})$	1.1%	1.5%	1.9%
$\delta(m_b)$	0.8%	1.4%	1.0%
$\delta(m_t)$	0.7%	1.1%	1.8%
$\delta(B_{\tilde{R}_1})$	0.7%	1.9%	---
$\delta(B_{\tilde{R}_3})$	0.6%	0.5%	----
$\delta(B_{R_1})$	0.5%	0.8%	---
$\delta(B_{R_3})$	0.2%	0.2%	---
$\delta(\alpha_s)$	0.2%	0.8%	0.1%
$\delta(m_s)$	0.1%	1.0%	0.1%
$\delta(\gamma)$	0.0%	0.0%	0.1%
$\delta(V_{ub}/V_{cb})$	0.0%	0.0%	0.1%
$\delta(V_{cb})$	0.0%	0.0%	0.0%
$\sum \delta$	17.3%	20.1%	18.9%

TABLE XV List of the individual contributions to the theoretical error of the ratio $\Delta\Gamma_s/\Delta M_s$ within the Standard Model and comparison with the values obtained in (Lenz and Nierste, 2011) and (Lenz and Nierste, 2007).

the error. First steps of such an endeavour were done by (Asatrian *et al.*, 2012). The next important dependence is the CKM element V_{cb} , which leads currently to an uncertainty of about 5%.

In the ratio $\Delta\Gamma_s^{\text{SM}}/\Delta M_s^{\text{SM}}$ one of the dominant uncertainties, the dependence on $f_{B_s}^2 B$ is cancelling and we get for the error budget the values given in Table XV. For $\Delta\Gamma_s/\Delta M_s$ we see a tiny improvement in the theoretical precision compared to 2011. The dominant uncertainty is given by the unknown matrix element of the dimension 7 operator R_2 , followed by the uncertainty due to the renormalisation scale dependence. The overall uncertainty is currently 17.3%, which is also the final theoretical uncertainty that can currently be achieved for $\Delta\Gamma_s$. Future investigations, i.e. non-perturbative determinations of the matrix element of R_2 and NNLO-QCD corrections might bring down this uncertainty to maybe 5%.

The error budget for the semi leptonic CP asymmetries is finally listed in Table XVI. Here we witness some sizable reduction of the theory error. This quantity does not depend on $f_{B_s}\sqrt{B}$ and has only a weak dependence on R_2 , thus the two least known parameters in the mixing sector do not affect the semi-leptonic asymmetries. The increase in precision stems mostly from better known CKM elements in particular of V_{ub} , in comparison to 2011. Currently the dominant uncertainty stems from the renormalisation scale dependence followed by the dependence

$a_{fs}^{s,\text{SM}}$	this work	LN 2011	LN 2006
Central Value	$2.22 \cdot 10^{-5}$	$1.90 \cdot 10^{-5}$	$2.06 \cdot 10^{-5}$
$\delta(\mu)$	9.5%	8.9%	12.7%
$\delta(V_{ub}/V_{cb})$	5.0%	11.6%	19.5%
$\delta(\bar{z})$	4.6%	7.9%	9.3%
$\delta(B_{\tilde{R}_3})$	2.6%	2.8%	2.5%
$\delta(\gamma)$	1.3%	3.1%	11.3%
$\delta(B_{R_3})$	1.1%	1.2%	1.1%
$\delta(m_b)$	1.0%	2.0%	3.7%
$\delta(m_t)$	0.7%	1.1%	1.8%
$\delta(\alpha_s)$	0.5%	1.8%	0.7%
$\delta(B_{\tilde{R}_1})$	0.5%	0.2%	---
$\delta(\tilde{B}_S)$	0.3%	0.6%	0.4%
$\delta(\mathcal{B}_{R_0})$	0.2%	0.3%	---
$\delta(\mathcal{B}_{R_2})$	0.1%	0.1%	---
$\delta(m_s)$	0.1%	0.1%	0.1%
$\delta(\mathcal{B}_{R_1})$	< 0.1%	0.0%	---
$\delta(V_{cb})$	0.0%	0.0%	0.0%
$\sum \delta$	12.2%	17.3%	27.9%

TABLE XVI List of the individual contributions to the theoretical error of the semi leptonic CP asymmetries a_{fs}^s within the Standard Model and comparison with the values obtained in (Lenz and Nierste, 2011) and (Lenz and Nierste, 2007).

on V_{ub} . For a reduction of the overall theoretical uncertainty considerably below 10% a NNLO-QCD calculation is mandatory.

Finally we present in Table XVII also the theory errors for the observables in the B^0 -sector.

REFERENCES

- , 2014 Aug, *Impact of the LHCb upgrade detector design choices on physics and trigger performance*, Tech. Rep. LHCb-PUB-2014-040. CERN-LHCb-PUB-2014-040. LHCb-INT-2013-024 (CERN, Geneva) <http://cds.cern.ch/record/1748643>
- Aad, Georges, *et al.* (ATLAS), 2014, “Flavor tagged time-dependent angular analysis of the $B_s \rightarrow J/\psi\phi$ decay and extraction of $\Delta\Gamma_s$ and the weak phase ϕ_s in ATLAS,” *Phys. Rev.* **D90** (5), 052007, arXiv:1407.1796 [hep-ex]
- Aaij, R., *et al.* (LHCb), 2012a, “Analysis of the resonant components in $B_s^0 \rightarrow J/\psi\pi^+\pi^-$,” *Phys. Rev.* **D86**, 052006, arXiv:1204.5643 [hep-ex]
- Aaij, R., *et al.* (LHCb), 2012b, “First evidence of direct CP violation in charmless two-body decays of B_s^0 mesons,” *Phys. Rev. Lett.* **108**, 201601, arXiv:1202.6251 [hep-ex]
- Aaij, R., *et al.* (LHCb), 2012c, “Measurement of the $B_s^0 \rightarrow J/\psi\bar{K}^{*0}$ branching fraction and angular amplitudes,” *Phys. Rev.* **D86**, 071102, arXiv:1208.0738 [hep-ex]
- Aaij, R., *et al.* (LHCb), 2012d, “Measurement of the B_s effective lifetime in the $J/\psi f_0(980)$ final state,” *Phys. Rev. Lett.* **109**, 152002, arXiv:1207.0878 [hep-ex]

	ΔM_d^{SM}	$\Delta \Gamma_d^{\text{SM}}$	$a_{\text{sl}}^{d,\text{SM}}$
Central Value	0.528 ps ⁻¹	2.61 · 10 ⁻³ ps ⁻¹	-4.7 · 10 ⁻⁴
$\delta(B_{\bar{R}_2})$	---	14.4%	0.1%
$\delta(f_{B_d}\sqrt{B})$	13.7%	13.7%	---
$\delta(\mu)$	---	7.9%	9.4%
$\delta(V_{cb})$	4.9%	4.9%	0.0%
$\delta(\tilde{B}_S)$	---	4.0%	0.6%
$\delta(B_{R_0})$	---	2.5%	0.2%
$\delta(\bar{z})$	---	1.1%	4.9%
$\delta(m_b)$	0.0%	0.8%	1.3%
$\delta(B_{\bar{R}_1})$	---	0%	---
$\delta(B_{\bar{R}_3})$	---	0.5%	2.7%
$\delta(B_{R_1})$	---	0%	---
$\delta(B_{R_3})$	---	0.2%	1.2%
$\delta(m_s)$	---	---	---
$\delta(\gamma)$	0.2%	0.2%	1.1%
$\delta(\alpha_s)$	0.0%	0.1%	0.5%
$\delta(V_{ub}/V_{cb})$	0.0%	0.1%	5.2%
$\delta(\bar{m}_t(\bar{m}_t))$	0.1%	0.0%	0.7%
$\sum \delta$	14.8%	22.7%	12.3%

TABLE XVII List of the individual contributions to the theoretical error of the mixing quantities ΔM_d , $\Delta \Gamma_d$ and $a_{\text{sl}}^{d,\text{SM}}$ in the B^0 -sector.

- Aaij, R., *et al.* (LHCb), 2012e, “Measurement of the $B_s^0 \rightarrow J/\psi K_S^0$ branching fraction,” Phys. Lett. **B713**, 172–179, arXiv:1205.0934 [hep-ex]
- Aaij, R., *et al.* (LHCb), 2012f, “Measurement of the CP-violating phase ϕ_s in $\bar{B}_s^0 \rightarrow J/\psi \pi^+ \pi^-$ decays,” Phys. Lett. **B713**, 378–386, arXiv:1204.5675 [hep-ex]
- Aaij, R., *et al.* (LHCb), 2012g, “Measurements of the branching fractions and CP asymmetries of $B^\pm \rightarrow J/\psi \pi^\pm$ and $B^\pm \rightarrow \psi(2S) \pi^\pm$ decays,” Phys. Rev. **D85**, 091105, arXiv:1203.3592 [hep-ex]
- Aaij, R., *et al.* (LHCb), 2012h, “Opposite-side flavour tagging of B mesons at the LHCb experiment,” Eur. Phys. J. **C72**, 2022, arXiv:1202.4979 [hep-ex]
- Aaij, R., *et al.* (LHCb), 2013a, “First measurement of the CP-violating phase in $B_s^0 \rightarrow \phi \phi$ decays,” Phys. Rev. Lett. **110** (24), 241802, arXiv:1303.7125 [hep-ex]
- Aaij, R., *et al.* (LHCb), 2013b, “First measurement of time-dependent CP violation in $B_s^0 \rightarrow K^+ K^-$ decays,” JHEP **10**, 183, arXiv:1308.1428 [hep-ex]
- Aaij, R., *et al.* (LHCb), 2013c, “First observation of $\bar{B}^0 \rightarrow J/\psi K^+ K^-$ and search for $\bar{B}^0 \rightarrow J/\psi \phi$ decays,” Phys. Rev. **D88** (7), 072005, arXiv:1308.5916 [hep-ex]
- Aaij, R., *et al.* (LHCb), 2013d, “First observation of CP violation in the decays of B_s^0 mesons,” Phys. Rev. Lett. **110** (22), 221601, arXiv:1304.6173 [hep-ex]
- Aaij, R., *et al.* (LHCb), 2013e, “Implications of LHCb measurements and future prospects,” Eur. Phys. J. **C73** (4), 2373, arXiv:1208.3355 [hep-ex]
- Aaij, R., *et al.* (LHCb), 2013f, “Measurement of CP violation and the B_s^0 meson decay width difference with $B_s^0 \rightarrow J/\psi K^+ K^-$ and $B_s^0 \rightarrow J/\psi \pi^+ \pi^-$ decays,” Phys. Rev. **D87** (11), 112010, arXiv:1304.2600 [hep-ex]
- Aaij, R., *et al.* (LHCb), 2013g, “Measurement of the effective $B_s^0 \rightarrow J/\psi K_S^0$ lifetime,” Nucl. Phys. **B873**, 275–292, arXiv:1304.4500 [hep-ex]
- Aaij, R., *et al.* (LHCb), 2013h, “Precision measurement of the B_s^0 - \bar{B}_s^0 oscillation frequency with the decay $B_s^0 \rightarrow D_s^- \pi^+$,” New J. Phys. **15**, 053021, arXiv:1304.4741 [hep-ex]
- Aaij, R., *et al.* (LHCb), 2013i, “Precision measurement of the Λ_b^0 baryon lifetime,” Phys. Rev. Lett. **111**, 102003, arXiv:1307.2476 [hep-ex]
- Aaij, R., *et al.* (LHCb), 2014a, “Effective lifetime measurements in the $B_s^0 \rightarrow K^+ K^-$, $B^0 \rightarrow K^+ \pi^-$ and $B_s^0 \rightarrow \pi^+ K^-$ decays,” Phys. Lett. **B736**, 446–454, arXiv:1406.7204 [hep-ex]
- Aaij, R., *et al.* (LHCb), 2014b, “Measurement of the $\bar{B}_s^0 \rightarrow D_s^- D_s^+$ and $\bar{B}_s^0 \rightarrow D^- D_s^+$ effective lifetimes,” Phys. Rev. Lett. **112** (11), 111802, arXiv:1312.1217 [hep-ex]
- Aaij, R., *et al.* (LHCb), 2014c, “Measurement of the flavour-specific CP-violating asymmetry a_{sl}^* in B_s^0 decays,” Phys. Lett. **B728**, 607–615, arXiv:1308.1048 [hep-ex]
- Aaij, Roel, *et al.* (LHCb), 2014d, “Measurement of CP asymmetry in $B_s^0 \rightarrow D_s^\mp K^\pm$ decays,” JHEP **11**, 060, arXiv:1407.6127 [hep-ex]
- Aaij, Roel, *et al.* (LHCb), 2014e, “Measurement of CP violation in $B_s^0 \rightarrow \phi \phi$ decays,” Phys. Rev. **D90** (5), 052011, arXiv:1407.2222 [hep-ex]
- Aaij, Roel, *et al.* (LHCb), 2014f, “Measurement of resonant and CP components in $\bar{B}_s^0 \rightarrow J/\psi \pi^+ \pi^-$ decays,” Phys. Rev. **D89** (9), 092006, arXiv:1402.6248 [hep-ex]
- Aaij, Roel, *et al.* (LHCb), 2014g, “Measurement of the CP-violating phase ϕ_s in $\bar{B}_s^0 \rightarrow D_s^+ D_s^-$ decays,” Phys. Rev. Lett. **113** (21), 211801, arXiv:1409.4619 [hep-ex]
- Aaij, Roel, *et al.* (LHCb), 2014h, “Measurement of the CP-violating phase ϕ_s in $\bar{B}_s^0 \rightarrow J/\psi \pi^+ \pi^-$ decays,” Phys. Lett. **B736**, 186, arXiv:1405.4140 [hep-ex]
- Aaij, Roel, *et al.* (LHCb), 2014i, “Measurement of the resonant and CP components in $\bar{B}^0 \rightarrow J/\psi \pi^+ \pi^-$ decays,” Phys. Rev. **D90** (1), 012003, arXiv:1404.5673 [hep-ex]
- Aaij, Roel, *et al.* (LHCb), 2014j, “Measurements of the B^+ , B^0 , B_s^0 meson and Λ_b^0 baryon lifetimes,” JHEP **04**, 114, arXiv:1402.2554 [hep-ex]
- Aaij, Roel, *et al.* (LHCb), 2014k, “Precision measurement of the ratio of the Λ_b^0 to \bar{B}^0 lifetimes,” Phys. Lett. **B734**, 122–130, arXiv:1402.6242 [hep-ex]
- Aaij, Roel, *et al.* (LHCb), 2015a, “B flavour tagging using charm decays at the LHCb experiment,” arXiv:1507.07892 [hep-ex]
- Aaij, Roel, *et al.* (LHCb), 2015b, “Determination of γ and $2\beta_s$ from charmless two-body decays of beauty mesons,” Phys. Lett. **B741**, 1–11, arXiv:1408.4368 [hep-ex]
- Aaij, Roel, *et al.* (LHCb), 2015c, “Measurement of CP asymmetries and polarisation fractions in $B_s^0 \rightarrow K^{*0} \bar{K}^{*0}$ decays,” JHEP **07**, 166, arXiv:1503.05362 [hep-ex]
- Aaij, Roel, *et al.* (LHCb), 2015d, “Measurement of CP violation parameters and polarisation fractions in $B_s^0 \rightarrow J/\psi \bar{K}^{*0}$ decays,” arXiv:1509.00400 [hep-ex]
- Aaij, Roel, *et al.* (LHCb), 2015e, “Measurement of the CP-violating phase β in $B^0 \rightarrow J/\psi \pi^+ \pi^-$ decays and limits on penguin effects,” Phys. Lett. **B742**, 38–49, arXiv:1411.1634 [hep-ex]
- Aaij, Roel, *et al.* (LHCb), 2015f, “Measurement of the semileptonic CP asymmetry in $B^0 - \bar{B}^0$ mixing,” Phys. Rev. Lett. **114**, 041601, arXiv:1409.8586 [hep-ex]

- Aaij, Roel, *et al.* (LHCb), 2015g, “Measurement of the time-dependent CP asymmetries in $B_s^0 \rightarrow J/\psi K_S^0$,” JHEP **06**, 131, arXiv:1503.07055 [hep-ex]
- Aaij, Roel, *et al.* (LHCb), 2015h, “Precision measurement of CP violation in $B_s^0 \rightarrow J/\psi K^+ K^-$ decays,” Phys. Rev. Lett. **114** (4), 041801, arXiv:1411.3104 [hep-ex]
- Aaltonen, T., *et al.* (CDF), 2011, “Measurement of branching ratio and B_s^0 lifetime in the decay $B_s^0 \rightarrow J/\psi f_0(980)$ at CDF,” Phys. Rev. **D84**, 052012, arXiv:1106.3682 [hep-ex]
- Aaltonen, T., *et al.* (CDF), 2012, “Measurement of the Bottom-Strange Meson Mixing Phase in the Full CDF Data Set,” Phys. Rev. Lett. **109**, 171802, arXiv:1208.2967 [hep-ex]
- Aaltonen, Timo Antero, *et al.* (CDF), 2014, “Mass and lifetime measurements of bottom and charm baryons in $p\bar{p}$ collisions at $\sqrt{s} = 1.96$ TeV,” Phys. Rev. **D89** (7), 072014, arXiv:1403.8126 [hep-ex]
- Abazov, V. M., *et al.* (D0), 2006a, “First direct two-sided bound on the B_s^0 oscillation frequency,” Phys. Rev. Lett. **97**, 021802, arXiv:hep-ex/0603029 [hep-ex]
- Abazov, V. M., *et al.* (D0), 2006b, “Measurement of B_d mixing using opposite-side flavor tagging,” Phys. Rev. **D74**, 112002, arXiv:hep-ex/0609034 [hep-ex]
- Abazov, V. M., *et al.* (D0), 2010a, “Evidence for an anomalous like-sign dimuon charge asymmetry,” Phys. Rev. Lett. **105**, 081801, arXiv:1007.0395 [hep-ex]
- Abazov, V. M., *et al.* (D0), 2010b, “Evidence for an anomalous like-sign dimuon charge asymmetry,” Phys. Rev. **D82**, 032001, arXiv:1005.2757 [hep-ex]
- Abazov, V. M., *et al.* (D0), 2011, “Measurement of the anomalous like-sign dimuon charge asymmetry with 9 fb^{-1} of $p\bar{p}$ collisions,” Phys. Rev. **D84**, 052007, arXiv:1106.6308 [hep-ex]
- Abazov, V. M., *et al.* (D0), 2012a, “Measurement of the CP-violating phase $\phi_s^{J/\psi\phi}$ using the flavor-tagged decay $B_s^0 \rightarrow J/\psi\phi$ in 8 fb^{-1} of $p\bar{p}$ collisions,” Phys. Rev. **D85**, 032006, arXiv:1109.3166 [hep-ex]
- Abazov, V. M., *et al.* (D0), 2012b, “Measurement of the semileptonic charge asymmetry in B^0 meson mixing with the D0 detector,” Phys. Rev. **D86**, 072009, arXiv:1208.5813 [hep-ex]
- Abazov, V. M., *et al.* (D0), 2013, “Measurement of the Semileptonic Charge Asymmetry using $B_s^0 \rightarrow D_s \mu X$ Decays,” Phys. Rev. Lett. **110**, 011801, arXiv:1207.1769 [hep-ex]
- Abazov, V. M., *et al.* (D0), 2014, “Study of CP - violating charge asymmetries of single muons and like-sign dimuons in $p\bar{p}$ collisions,” Phys. Rev. **D89** (1), 012002, arXiv:1310.0447 [hep-ex]
- Abulencia, A., *et al.* (CDF), 2006, “Observation of $B_s^0 - \bar{B}_s^0$ Oscillations,” Phys. Rev. Lett. **97**, 242003, arXiv:hep-ex/0609040 [hep-ex]
- Adinolfi, M., *et al.* (LHCb RICH Group), 2013, “Performance of the LHCb RICH detector at the LHC,” Eur. Phys. J. **C73**, 2431, arXiv:1211.6759 [physics.ins-det]
- Aleksan, Roy, Isard Dunietz, and Boris Kayser, 1992, “Determining the CP violating phase gamma,” Z. Phys. **C54**, 653–660
- Alok, Ashutosh Kumar, Seungwon Baek, and David London, 2011, “Neutral Gauge Boson Contributions to the Dimuon Charge Asymmetry in B Decays,” JHEP **07**, 111, arXiv:1010.1333 [hep-ph]
- Alok, Ashutosh Kumar, and Shireen Gangal, 2012, “ $b \rightarrow s$ Decays in a model with Z-mediated flavor changing neutral current,” Phys. Rev. **D86**, 114009, arXiv:1209.1987 [hep-ph]
- Alpigiani, Cristiano, 2015 Oct, *New physics searches with heavy flavour observables at ATLAS*, Tech. Rep. ATLPHYSPROC-2015-118 (CERN, Geneva) <http://cds.cern.ch/record/2059329>
- Altmannshofer, Wolfgang, and Marcela Carena, 2012, “B Meson Mixing in Effective Theories of Supersymmetric Higgs Bosons,” Phys. Rev. **D85**, 075006, arXiv:1110.0843 [hep-ph]
- Amhis, Y., *et al.* (Heavy Flavor Averaging Group (HFAG)), 2014, “Averages of b -hadron, c -hadron, and τ -lepton properties as of summer 2014,” arXiv:1412.7515 [hep-ex]
- Anikeev, K., *et al.*, 2001, “B physics at the Tevatron: Run II and beyond,” in *Workshop on B Physics at the Tevatron: Run II and Beyond Batavia, Illinois, September 23-25, 1999*, arXiv:hep-ph/0201071 [hep-ph], http://lss.fnal.gov/cgi-bin/find_paper.pl?pub-01-197
- Aoki, Sinya, *et al.*, 2014, “Review of lattice results concerning low-energy particle physics,” Eur. Phys. J. **C74**, 2890, arXiv:1310.8555 [hep-lat]
- Aoki, Yasumichi, Tomomi Ishikawa, Taku Izubuchi, Christoph Lehner, and Amarjit Soni, 2015, “Neutral B meson mixings and B meson decay constants with static heavy and domain-wall light quarks,” Phys. Rev. **D91** (11), 114505, arXiv:1406.6192 [hep-lat]
- Asatrian, H. M., A. Hovhannisyanyan, and A. Yeghiazaryan, 2012, “The phase space analysis for three and four massive particles in final states,” Phys. Rev. **D86**, 114023, arXiv:1210.7939 [hep-ph]
- ATLAS, CMS, CDF, and D0 Collaborations (ATLAS, CDF, CMS, D0), 2014, “First combination of Tevatron and LHC measurements of the top-quark mass,” arXiv:1403.4427 [hep-ex]
- ATLAS, Collaboration (ATLAS), 2013 Sep, *ATLAS B-physics studies at increased LHC luminosity, potential for CP-violation measurement in the $B_s^0 \rightarrow J/\psi\phi$ decay*, Tech. Rep. ATL-PHYS-PUB-2013-010 (CERN, Geneva) <http://cds.cern.ch/record/1604429>
- Badin, Andriy, Fabrizio Gabbiani, and Alexey A. Petrov, 2007, “Lifetime difference in B_s mixing: Standard model and beyond,” Phys. Lett. **B653**, 230–240, arXiv:0707.0294 [hep-ph]
- Bagan, E., Patricia Ball, B. Fiol, and P. Gosdzinsky, 1995, “Next-to-leading order radiative corrections to the decay $b \rightarrow c\bar{c}s$,” Phys. Lett. **B351**, 546–554, arXiv:hep-ph/9502338 [hep-ph]
- Balitsky, I. I., Vladimir M. Braun, and A. V. Kolesnichenko, 1989, “Radiative Decay $\Sigma^+ \rightarrow p\gamma$ in Quantum Chromodynamics,” Nucl. Phys. **B312**, 509–550
- Bambi, Cosimo, and Alexandre D. Dolgov, 2015, *Introduction to Particle Cosmology*, UNITEXT for Physics (Springer) ISBN 978-3-662-48077-9
- Bander, Myron, D. Silverman, and A. Soni, 1979, “CP Noninvariance in the Decays of Heavy Charged Quark Systems,” Phys. Rev. Lett. **43**, 242
- Bardeen, William A., A. J. Buras, D. W. Duke, and T. Muta, 1978, “Deep Inelastic Scattering Beyond the Leading Order in Asymptotically Free Gauge Theories,” Phys. Rev. **D18**, 3998
- Bartsch, Matthias, Gerhard Buchalla, and Christina Kraus, 2008, “ $B \rightarrow V(L)V(L)$ Decays at Next-to-Leading Order

- in QCD,” arXiv:0810.0249 [hep-ph]
- Bauer, Christian W., Sean Fleming, Dan Pirjol, and Iain W. Stewart, 2001, “An Effective field theory for collinear and soft gluons: Heavy to light decays,” *Phys. Rev.* **D63**, 114020, arXiv:hep-ph/0011336 [hep-ph]
- Bauer, Christian W., Dan Pirjol, Ira Z. Rothstein, and Iain W. Stewart, 2004, “ $B \rightarrow M(1)M(2)$: Factorization, charming penguins, strong phases, and polarization,” *Phys. Rev.* **D70**, 054015, arXiv:hep-ph/0401188 [hep-ph]
- Bauer, Christian W., Dan Pirjol, and Iain W. Stewart, 2002, “Soft collinear factorization in effective field theory,” *Phys. Rev.* **D65**, 054022, arXiv:hep-ph/0109045 [hep-ph]
- Becirevic, D., V. Gimenez, G. Martinelli, M. Papinutto, and J. Reyes, 2002, “B parameters of the complete set of matrix elements of $\Delta B = 2$ operators from the lattice,” *JHEP* **04**, 025, arXiv:hep-lat/0110091 [hep-lat]
- Becirevic, Damir, 2001, “Theoretical progress in describing the B meson lifetimes,” *Proceedings, 2001 Europhysics Conference on High Energy Physics (EPS-HEP 2001)*, PoS **HEP2001**, 098, arXiv:hep-ph/0110124 [hep-ph]
- Beneke, M., G. Buchalla, and I. Dunietz, 1996, “Width Difference in the $B_s - \bar{B}_s$ System,” *Phys. Rev.* **D54**, 4419–4431, [Erratum: *Phys. Rev.*D83,119902(2011)], arXiv:hep-ph/9605259 [hep-ph]
- Beneke, M., G. Buchalla, C. Greub, A. Lenz, and U. Nierste, 1999a, “Next-to-leading order QCD corrections to the lifetime difference of B_s^0 mesons,” *Phys. Lett.* **B459**, 631–640, arXiv:hep-ph/9808385 [hep-ph]
- Beneke, M., G. Buchalla, M. Neubert, and Christopher T. Sachrajda, 1999b, “QCD factorization for $B \rightarrow \pi\pi$ decays: Strong phases and CP violation in the heavy quark limit,” *Phys.Rev.Lett.* **83**, 1914–1917, arXiv:hep-ph/9905312 [hep-ph]
- Beneke, M., G. Buchalla, M. Neubert, and Christopher T. Sachrajda, 2000, “QCD factorization for exclusive, nonleptonic B meson decays: General arguments and the case of heavy light final states,” *Nucl.Phys.* **B591**, 313–418, arXiv:hep-ph/0006124 [hep-ph]
- Beneke, M., G. Buchalla, M. Neubert, and Christopher T. Sachrajda, 2001, “QCD factorization in $B \rightarrow \pi K, \pi\pi$ decays and extraction of Wolfenstein parameters,” *Nucl.Phys.* **B606**, 245–321, arXiv:hep-ph/0104110 [hep-ph]
- Beneke, Martin, Gerhard Buchalla, Christoph Greub, Alexander Lenz, and Ulrich Nierste, 2002, “The $B^+ - B_d^0$ lifetime difference beyond leading logarithms,” *Nucl. Phys.* **B639**, 389–407, arXiv:hep-ph/0202106 [hep-ph]
- Beneke, Martin, Gerhard Buchalla, Alexander Lenz, and Ulrich Nierste, 2003, “CP asymmetry in flavor specific B decays beyond leading logarithms,” *Phys. Lett.* **B576**, 173–183, arXiv:hep-ph/0307344 [hep-ph]
- Beneke, Martin, and Matthias Neubert, 2003, “QCD factorization for $B \rightarrow PP$ and $B \rightarrow PV$ decays,” *Nucl. Phys.* **B675**, 333–415, arXiv:hep-ph/0308039 [hep-ph]
- Beneke, Martin, Johannes Rohrer, and Deshan Yang, 2007, “Branching fractions, polarisation and asymmetries of $B \rightarrow VV$ decays,” *Nucl. Phys.* **B774**, 64–101, arXiv:hep-ph/0612290 [hep-ph]
- Bertolini, Stefano, Alessio Maiezza, and Fabrizio Nesti, 2014, “Present and Future K and B Meson Mixing Constraints on TeV Scale Left-Right Symmetry,” *Phys. Rev.* **D89** (9), 095028, arXiv:1403.7112 [hep-ph]
- Bevan, A., *et al.*, 2013, “Standard Model updates and new physics analysis with the Unitarity Triangle fit,” *Proceedings, 4th Workshop on Theory, Phenomenology and Experiments in Heavy Flavour Physics*, *Nucl. Phys. Proc. Suppl.* **241-242**, 89–94
- Bevan, A. J., *et al.* (Belle, BaBar), 2014, “The Physics of the B Factories,” *Eur. Phys. J.* **C74**, 3026, arXiv:1406.6311 [hep-ex]
- Bhattacharya, Bhubanjyoti, Alakabha Datta, and David London, 2013, “Reducing Penguin Pollution,” *Int. J. Mod. Phys.* **A28**, 1350063, arXiv:1209.1413 [hep-ph]
- Bhattacharya, Bhubanjyoti, and David London, 2015, “Using U spin to extract γ from charmless $B \rightarrow PPP$ decays,” *JHEP* **04**, 154, arXiv:1503.00737 [hep-ph]
- Bigi, Ikaros I. Y., and N. G. Uraltsev, 1992, “Gluonic enhancements in non-spectator beauty decays: An Inclusive mirage though an exclusive possibility,” *Phys. Lett.* **B280**, 271–280
- Bigi, Ikaros I. Y., N. G. Uraltsev, and A. I. Vainshtein, 1992, “Nonperturbative corrections to inclusive beauty and charm decays: QCD versus phenomenological models,” *Phys. Lett.* **B293**, 430–436, [Erratum: *Phys. Lett.*B297,477(1993)], arXiv:hep-ph/9207214 [hep-ph]
- Bigi, Ikaros I.Y., and A.I. Sanda, 1981, “Notes on the Observability of CP Violations in B Decays,” *Nucl.Phys.* **B193**, 85
- Blok, B., and Mikhail A. Shifman, 1993a, “The Rule of discarding $1/N_c$ in inclusive weak decays. 1.” *Nucl. Phys.* **B399**, 441–458, arXiv:hep-ph/9207236 [hep-ph]
- Blok, B., and Mikhail A. Shifman, 1993b, “The Rule of discarding $1/N_c$ in inclusive weak decays. 2.” *Nucl. Phys.* **B399**, 459–476, arXiv:hep-ph/9209289 [hep-ph]
- Bobeth, Christoph, Martin Gorbahn, and Stefan Vickers, 2015, “Weak annihilation and new physics in charmless $B \rightarrow MM$ decays,” *Eur. Phys. J.* **C75** (7), 340, arXiv:1409.3252 [hep-ph]
- Bobeth, Christoph, Ulrich Haisch, Alexander Lenz, Ben Pecjak, and Gilberto Tetlalmatzi-Xolocotzi, 2014, “On new physics in $\Delta\Gamma_d$,” *JHEP* **06**, 040, arXiv:1404.2531 [hep-ph]
- Bobrowski, M., A. Lenz, J. Riedl, and J. Rohrwild, 2010, “How Large Can the SM Contribution to CP Violation in $D^0 - \bar{D}^0$ Mixing Be?,” *JHEP* **03**, 009, arXiv:1002.4794 [hep-ph]
- Bona, M., *et al.* (UTfit), 2006a, “Constraints on new physics from the quark mixing unitarity triangle,” *Phys. Rev. Lett.* **97**, 151803, arXiv:hep-ph/0605213 [hep-ph]
- Bona, M., *et al.* (UTfit), 2006b, “The Unitarity Triangle Fit in the Standard Model and Hadronic Parameters from Lattice QCD: A Reappraisal after the Measurements of ΔM_s and $BR(B \rightarrow \tau\nu_\tau)$,” *JHEP* **10**, 081, arXiv:hep-ph/0606167 [hep-ph]
- Bona, M., *et al.* (UTfit), 2008, “Model-independent constraints on $\Delta F = 2$ operators and the scale of new physics,” *JHEP* **03**, 049, arXiv:0707.0636 [hep-ph]
- Boos, Heike, Thomas Mannel, and Jurgen Reuter, 2004, “The Gold plated mode revisited: $\sin(2\beta)$ and $B^0 \rightarrow J/\psi K_S$ in the standard model,” *Phys. Rev.* **D70**, 036006, arXiv:hep-ph/0403085 [hep-ph]
- Borissov, G., and B. Hoeneisen, 2013, “Understanding the like-sign dimuon charge asymmetry in $p\bar{p}$ collisions,” *Phys. Rev.* **D87** (7), 074020, arXiv:1303.0175 [hep-ex]
- Botella, F. J., G. C. Branco, and M. Nebot, 2012, “The Hunt for New Physics in the Flavour Sector with up vector-like quarks,” *JHEP* **12**, 040, arXiv:1207.4440 [hep-ph]
- Bouchard, C. M., E. D. Freeland, C. Bernard, A. X. El-Khadra, E. Gamiz, A. S. Kronfeld, J. Laiho, and R. S. Van de Water, 2011, “Neutral B mixing from 2 + 1 flavor

- lattice-QCD: the Standard Model and beyond,” *Proceedings, 29th International Symposium on Lattice field theory (Lattice 2011)*, PoS **LATTICE2011**, 274, arXiv:1112.5642 [hep-lat]
- Brod, Joachim, Alexander Lenz, Gilberto Tetlalmatzi-Xolocotzi, and Martin Wiebusch, 2015, “New physics effects in tree-level decays and the precision in the determination of the quark mixing angle γ ,” *Phys. Rev.* **D92** (3), 033002, arXiv:1412.1446 [hep-ph]
- Buchkremer, Mathieu, Jean-Marc Gerard, and Fabio Maltoni, 2012, “Closing in on a perturbative fourth generation,” *JHEP* **06**, 135, arXiv:1204.5403 [hep-ph]
- Buras, A. J., W. Slominski, and H. Steger, 1984, “ $B^0 - \bar{B}^0$ Mixing, CP Violation and the B Meson Decay,” *Nucl. Phys.* **B245**, 369
- Buras, Andrzej J., 1998, “Weak Hamiltonian, CP violation and rare decays,” in *Probing the standard model of particle interactions. Proceedings, Summer School in Theoretical Physics, NATO Advanced Study Institute, 68th session, Les Houches, France, July 28-September 5, 1997. Pt. 1, 2*, pp. 281–539, arXiv:hep-ph/9806471 [hep-ph], <http://alice.cern.ch/format/showfull?sysnb=0282793>
- Buras, Andrzej J., Matthias Jamin, and Peter H. Weisz, 1990, “Leading and Next-to-leading QCD Corrections to ϵ Parameter and $B^0 - \bar{B}^0$ Mixing in the Presence of a Heavy Top Quark,” *Nucl.Phys.* **B347**, 491–536
- Buras, Andrzej J., Minoru Nagai, and Paride Paradisi, 2011, “Footprints of SUSY GUTs in Flavour Physics,” *JHEP* **05**, 005, arXiv:1011.4853 [hep-ph]
- Cabibbo, Nicola, 1963, “Unitary Symmetry and Leptonic Decays,” *Phys. Rev. Lett.* **10**, 531–533
- Carrasco, N., *et al.* (ETM), 2014, “B-physics from $N_f = 2$ tmQCD: the Standard Model and beyond,” *JHEP* **1403**, 016, arXiv:1308.1851 [hep-lat]
- Carter, Ashton B., and A.I. Sanda, 1981, “CP Violation in B Meson Decays,” *Phys.Rev.* **D23**, 1567
- Chang, Qin, Pei-Fu Li, and Xin-Qiang Li, 2015, “ $B_s^0 - \bar{B}_s^0$ mixing within minimal flavor-violating two-Higgs-doublet models,” arXiv:1505.03650 [hep-ph]
- Chang, Qin, Xin-Qiang Li, and Ya-Dong Yang, 2014, “A comprehensive analysis of hadronic $b \rightarrow s$ transitions in a family non-universal Z' model,” *J. Phys.* **G41**, 105002, arXiv:1312.1302 [hep-ph]
- Chang, Qin, Ru-Min Wang, Yuan-Guo Xu, and Xiao-Wei Cui, 2011, “Large dimuon asymmetry and a non-universal Z' boson in the $B_s^0 - \bar{B}_s^0$ -system,” *Chin. Phys. Lett.* **28**, 081301
- Charles, J., Andreas Hocker, H. Lacker, S. Laplace, F. R. Le Diberder, J. Malcles, J. Ocariz, M. Pivk, and L. Roos (CKMfitter Group), 2005, “CP violation and the CKM matrix: Assessing the impact of the asymmetric B factories,” *Eur. Phys. J.* **C41**, 1–131, arXiv:hep-ph/0406184 [hep-ph]
- Charles, J., *et al.*, 2015, “Current status of the Standard Model CKM fit and constraints on $\Delta F = 2$ New Physics,” *Phys. Rev.* **D91** (7), 073007, arXiv:1501.05013 [hep-ph]
- Charles, Jrme, Sebastien Descotes-Genon, Zoltan Ligeti, Stéphane Monteil, Michele Papucci, *et al.*, 2014, “Future sensitivity to new physics in B_d, B_s , and K mixings,” *Phys.Rev.* **D89** (3), 033016, arXiv:1309.2293 [hep-ph]
- Chau, Ling-Lie, 1983, “Quark Mixing in Weak Interactions,” *European Sympos.1982:297*, *Phys. Rept.* **95**, 1–94
- Cheng, Hai-Yang, and Chun-Khiang Chua, 2009, “QCD Factorization for Charmless Hadronic B_s Decays Revisited,” *Phys. Rev.* **D80**, 114026, arXiv:0910.5237 [hep-ph]
- Christenson, J. H., J. W. Cronin, V. L. Fitch, and R. Turlay, 1964, “Evidence for the 2π Decay of the K_2^0 Meson,” *Phys. Rev. Lett.* **13**, 138–140
- Ciuchini, M., E. Franco, V. Lubicz, F. Mescia, and C. Tarantino, 2003, “Lifetime differences and CP violation parameters of neutral B mesons at the next-to-leading order in QCD,” *JHEP* **08**, 031, arXiv:hep-ph/0308029 [hep-ph]
- Ciuchini, M., E. Franco, S. Mishima, and L. Silvestrini, 2012, “Testing the Standard Model and Searching for New Physics with $B_d \rightarrow \pi\pi$ and $B_s \rightarrow KK$ Decays,” *JHEP* **10**, 029, arXiv:1205.4948 [hep-ph]
- Ciuchini, M., M. Pierini, and L. Silvestrini, 2005, “The Effect of penguins in the $B^0 \rightarrow J/\psi K^0$ CP asymmetry,” *Phys. Rev. Lett.* **95**, 221804, arXiv:hep-ph/0507290 [hep-ph]
- Ciuchini, Marco, Maurizio Pierini, and Luca Silvestrini, 2011, “Theoretical uncertainty in $\sin 2\beta$: An Update,” in *CKM unitarity triangle. Proceedings, 6th International Workshop, CKM 2010, Warwick, UK, September 6-10, 2010*, arXiv:1102.0392 [hep-ph], <https://inspirehep.net/record/886527/files/arXiv:1102.0392.pdf>
- CMS (CMS), 2014, “Measurement of the CP-violating weak phase ϕ_s and the decay width difference $\Delta\Gamma_s$ using the $B_s^0 \rightarrow J/\psi\phi(1020)$ decay channel,”
- Colangelo, Pietro, Fulvia De Fazio, and Wei Wang, 2011, “Nonleptonic B_s to charmonium decays: analyses in pursuit of determining the weak phase β_s ,” *Phys. Rev.* **D83**, 094027, arXiv:1009.4612 [hep-ph]
- Crivellin, Andreas, Lars Hofer, Ulrich Nierste, and Dominik Scherer, 2011, “Phenomenological consequences of radiative flavor violation in the MSSM,” *Phys. Rev.* **D84**, 035030, arXiv:1105.2818 [hep-ph]
- Datta, Alakabha, Murugeswaran Duraisamy, and Shaaban Khalil, 2011, “Like-sign dimuon charge asymmetry in Randall-Sundrum model,” *Phys. Rev.* **D83**, 094501, arXiv:1011.5979 [hep-ph]
- Datta, Alakabha, Murugeswaran Duraisamy, and David London, 2012, “New Physics in $b \rightarrow s$ Transitions and the $B_{d,s}^0 \rightarrow V_1 V_2$ Angular Analysis,” *Phys. Rev.* **D86**, 076011, arXiv:1207.4495 [hep-ph]
- De Bruyn, Kristof, and Robert Fleischer, 2015, “A Roadmap to Control Penguin Effects in $B_d^0 \rightarrow J/\psi K_S^0$ and $B_s^0 \rightarrow J/\psi\phi$,” *JHEP* **03**, 145, arXiv:1412.6834 [hep-ph]
- De Bruyn, Kristof, Robert Fleischer, Robert Knegjens, Marcel Merk, Manuel Schiller, and Niels Tuning, 2013, “Exploring $B_s \rightarrow D_s^{(*)\pm} K^\mp$ Decays in the Presence of a Sizeable Width Difference $\Delta\Gamma_s$,” *Nucl. Phys.* **B868**, 351–367, arXiv:1208.6463 [hep-ph]
- Di Donato, Camilla, Giulia Ricciardi, and Ikaros Bigi, 2012, “ $\eta - \eta'$ Mixing - From electromagnetic transitions to weak decays of charm and beauty hadrons,” *Phys. Rev.* **D85**, 013016, arXiv:1105.3557 [hep-ph]
- Di Pierro, Massimo, Christopher T Sachrajda, and Christopher Michael (UKQCD), 1999, “An Exploratory lattice study of spectator effects in inclusive decays of the Λ_b -baryon,” *Phys. Lett.* **B468**, 143, arXiv:hep-lat/9906031 [hep-lat]
- Dighe, A. S., T. Hurth, C. S. Kim, and T. Yoshikawa, 2002, “Measurement of the lifetime difference of B_d mesons: Possible and worthwhile?,” *Nucl. Phys.* **B624**, 377–404, arXiv:hep-ph/0109088 [hep-ph]
- Dighe, Amol S., Isard Dunietz, and Robert Fleischer, 1999, “Extracting CKM phases and $B_s - \bar{B}_s$ mixing parameters

- from angular distributions of nonleptonic B decays,” Eur. Phys. J. **C6**, 647–662, arXiv:hep-ph/9804253 [hep-ph]
- Dighe, Amol S., Isard Duniety, Harry J. Lipkin, and Jonathan L. Rosner, 1996, “Angular distributions and lifetime differences in $B_s \rightarrow J/\psi\phi$ decays,” Phys. Lett. **B369**, 144–150, arXiv:hep-ph/9511363 [hep-ph]
- Djouadi, Abdelhak, and Alexander Lenz, 2012, “Sealing the fate of a fourth generation of fermions,” Phys. Lett. **B715**, 310–314, arXiv:1204.1252 [hep-ph]
- Dowdall, R. J., C. T. H. Davies, R. R. Horgan, G. Peter Lepage, C. J. Monahan, and J. Shigemitsu, 2014, “B-meson mixing from full lattice QCD with physical u, d, s and c quarks,” arXiv:1411.6989 [hep-lat]
- Duniety, Isard, 1995, “ $B_s^0 - \bar{B}_s^0$ mixing, CP violation and extraction of CKM phases from untagged B_s^0 data samples,” Phys. Rev. **D52**, 3048–3064, arXiv:hep-ph/9501287 [hep-ph]
- Duniety, Isard, Robert Fleischer, and Ulrich Nierste, 2001, “In pursuit of new physics with B_s decays,” Phys. Rev. **D63**, 114015, arXiv:hep-ph/0012219 [hep-ph]
- Duniety, Isard, and Robert G. Sachs, 1988, “Asymmetry Between Inclusive Charmed and Anticharmed Modes in B_0 , Anti- b_0 Decay as a Measure of CP Violation,” Phys. Rev. **D37**, 3186, [Erratum: Phys. Rev. **D39**, 3515(1989)]
- Dutta, Bhaskar, Shaaban Khalil, Yukihiko Mimura, and Qaisar Shafi, 2012, “Dimuon CP Asymmetry in B Decays and Wjj Excess in Two Higgs Doublet Models,” JHEP **05**, 131, arXiv:1104.5209 [hep-ph]
- Eberhardt, Otto, Geoffrey Herbert, Heiko Lacker, Alexander Lenz, Andreas Menzel, Ulrich Nierste, and Martin Wiebusch, 2012a, “Impact of a Higgs boson at a mass of 126 GeV on the standard model with three and four fermion generations,” Phys. Rev. Lett. **109**, 241802, arXiv:1209.1101 [hep-ph]
- Eberhardt, Otto, Geoffrey Herbert, Heiko Lacker, Alexander Lenz, Andreas Menzel, Ulrich Nierste, and Martin Wiebusch, 2012b, “Joint analysis of Higgs decays and electroweak precision observables in the Standard Model with a sequential fourth generation,” Phys. Rev. **D86**, 013011, arXiv:1204.3872 [hep-ph]
- Eberhardt, Otto, Alexander Lenz, Andreas Menzel, Ulrich Nierste, and Martin Wiebusch, 2012c, “Status of the fourth fermion generation before ICHEP2012: Higgs data and electroweak precision observables,” Phys. Rev. **D86**, 074014, arXiv:1207.0438 [hep-ph]
- Ellis, John R., M. K. Gaillard, Dimitri V. Nanopoulos, and S. Rudaz, 1977, “The Phenomenology of the Next Left-Handed Quarks,” Nucl. Phys. **B131**, 285, [Erratum: Nucl. Phys. **B132**, 541(1978)]
- Endo, Motoi, Satoshi Shirai, and Tsutomu T. Yanagida, 2011, “Split Generation in the SUSY Mass Spectrum and $B_s - \bar{B}_s$ Mixing,” Prog. Theor. Phys. **125**, 921–932, arXiv:1009.3366 [hep-ph]
- Endo, Motoi, and Norimi Yokozaki, 2011, “Large CP Violation in B_s Meson Mixing with EDM constraint in Supersymmetry,” JHEP **03**, 130, arXiv:1012.5501 [hep-ph]
- Faller, Sven, Robert Fleischer, and Thomas Mannel, 2009a, “Precision Physics with $B_s^0 \rightarrow J/\psi\phi$ at the LHC: The Quest for New Physics,” Phys. Rev. **D79**, 014005, arXiv:0810.4248 [hep-ph]
- Faller, Sven, Martin Jung, Robert Fleischer, and Thomas Mannel, 2009b, “The Golden Modes $B^0 \rightarrow J/\psi K_{(S,L)}$ in the Era of Precision Flavour Physics,” Phys. Rev. **D79**, 014030, arXiv:0809.0842 [hep-ph]
- Fleischer, Robert, 1999a, “Extracting CKM phases from angular distributions of $B(d,s)$ decays into admixtures of CP eigenstates,” Phys. Rev. **D60**, 073008, arXiv:hep-ph/9903540 [hep-ph]
- Fleischer, Robert, 1999b, “Extracting γ from $B(s/d) \rightarrow J/\psi K_S$ and $B(d/s) \rightarrow D^+(d/s)D^-(d/s)$,” Eur. Phys. J. **C10**, 299–306, arXiv:hep-ph/9903455 [hep-ph]
- Fleischer, Robert, 1999c, “New strategies to extract η and γ from $B^0 \rightarrow \pi^+\pi^-$ and $B_s^0 \rightarrow K^+K^-$,” Phys. Lett. **B459**, 306–320, arXiv:hep-ph/9903456 [hep-ph]
- Fleischer, Robert, 2003, “New strategies to obtain insights into CP violation through $B_s^0 \rightarrow D_s^\pm K^\mp$, $D_s^{*\pm} K^\mp$, ... and $B^0 \rightarrow D^\pm \pi^\mp$, $D^{*\pm} \pi^\mp$, ... decays,” Nucl. Phys. **B671**, 459–482, arXiv:hep-ph/0304027 [hep-ph]
- Fleischer, Robert, 2007a, “ $B_{s,d} \rightarrow \pi\pi, \pi K, KK$: Status and Prospects,” Eur. Phys. J. **C52**, 267–281, arXiv:0705.1121 [hep-ph]
- Fleischer, Robert, 2007b, “Exploring CP violation and penguin effects through $B_d^0 \rightarrow D^+D^-$ and $B_s^0 \rightarrow D_s^+D_s^-$,” Eur. Phys. J. **C51**, 849–858, arXiv:0705.4421 [hep-ph]
- Fleischer, Robert, 2015, “Theoretical Prospects for B Physics,” in *13th Conference on Flavor Physics and CP Violation (FPCP 2015) Nagoya, Japan, May 25-29, 2015*, arXiv:1509.00601 [hep-ph], <https://inspirehep.net/record/1391506/files/arXiv:1509.00601.pdf>
- Fleischer, Robert, and Robert Knegjens, 2011a, “Effective Lifetimes of B_s Decays and their Constraints on the $B_s^0 - \bar{B}_s^0$ Mixing Parameters,” Eur. Phys. J. **C71**, 1789, arXiv:1109.5115 [hep-ph]
- Fleischer, Robert, and Robert Knegjens, 2011b, “In Pursuit of New Physics With $B_s^0 \rightarrow K^+K^-$,” Eur. Phys. J. **C71**, 1532, arXiv:1011.1096 [hep-ph]
- Fleischer, Robert, Robert Knegjens, and Giulia Ricciardi, 2011a, “Anatomy of $B_{s,d}^0 \rightarrow J/\psi f_0(980)$,” Eur. Phys. J. **C71**, 1832, arXiv:1109.1112 [hep-ph]
- Fleischer, Robert, Robert Knegjens, and Giulia Ricciardi, 2011b, “Exploring CP Violation and $\eta - \eta'$ Mixing with the $B_{s,d}^0 \rightarrow J/\psi \eta^{(\prime)}$ Systems,” Eur. Phys. J. **C71**, 1798, arXiv:1110.5490 [hep-ph]
- Fleischer, Robert, and Stefania Ricciardi, 2011, “Extraction of the weak angle γ from B to charm decays,” in *CKM unitarity triangle. Proceedings, 6th International Workshop, CKM 2010, Warwick, UK, September 6-10, 2010*, arXiv:1104.4029 [hep-ph], <https://inspirehep.net/record/896821/files/arXiv:1104.4029.pdf>
- Fox, Patrick J., Jia Liu, David Tucker-Smith, and Neal Weiner, 2011, “An Effective Z' ,” Phys. Rev. **D84**, 115006, arXiv:1104.4127 [hep-ph]
- Franco, E., Maurizio Lusignoli, and A. Pugliese, 1982, “Strong Interaction Corrections to CP Violation in $B^0 - \bar{B}^0$ Mixing,” Nucl. Phys. **B194**, 403
- Frings, Philipp, Ulrich Nierste, and Martin Wiebusch, 2015, “Penguin contributions to CP phases in $B_{d,s}$ decays to charmonium,” Phys. Rev. Lett. **115**, 061802, arXiv:1503.00859 [hep-ph]
- Gamiz, Elvira, Christine T. H. Davies, G. Peter Lepage, Junko Shigemitsu, and Matthew Wingate (HPQCD), 2009, “Neutral B Meson Mixing in Unquenched Lattice QCD,” Phys. Rev. **D80**, 014503, arXiv:0902.1815 [hep-lat]
- Girrbach, Jennifer, Sebastian Jager, Markus Knopf, Waldemar Martens, Ulrich Nierste, Christian Scherrer, and Soren Wiesenfeldt, 2011, “Flavor Physics in an $SO(10)$ Grand Unified Model,” JHEP **06**, 044, [Erratum: JHEP07,001(2011)], arXiv:1101.6047 [hep-ph]

- Glashow, S. L., 1961, “Partial Symmetries of Weak Interactions,” Nucl. Phys. **22**, 579–588
- Glashow, S. L., J. Iliopoulos, and L. Maiani, 1970, “Weak Interactions with Lepton-Hadron Symmetry,” Phys. Rev. **D2**, 1285–1292
- Gligorov, Vladimir Vava (LHCb), 2011, “Time dependent measurements of the CKM angle γ at LHCb,” in *CKM unitarity triangle. Proceedings, 6th International Workshop, CKM 2010, Warwick, UK, September 6-10, 2010*, arXiv:1101.1201 [hep-ex], <https://inspirehep.net/record/883508/files/arXiv:1101.1201.pdf>
- Goertz, Florian, and Torsten Pfoh, 2011, “Randall-Sundrum Corrections to the Width Difference and CP-Violating Phase in B_s^0 -Meson Decays,” Phys. Rev. **D84**, 095016, arXiv:1105.1507 [hep-ph]
- Hagelin, J. S., 1981, “Mass Mixing and CP Violation in the $B^0 - \bar{B}^0$ system,” Nucl. Phys. **B193**, 123–149
- Hartkorn, K., and H. G. Moser, 1999, “A new method of measuring $\Delta\Gamma/\Gamma$ in the $B_s^0 - \bar{B}_s^0$ - system,” Eur. Phys. J. **C8**, 381–383
- Hayakawa, Atsushi, Yusuke Shimizu, Morimitsu Tanimoto, and Kei Yamamoto, 2012, “Squark flavor mixing and CP asymmetry of neutral B mesons at LHCb,” Phys. Lett. **B710**, 446–453, arXiv:1202.0486 [hep-ph]
- Inami, T., and C.S. Lim, 1981, “Effects of Superheavy Quarks and Leptons in Low-Energy Weak Processes $K(L) \rightarrow \mu^+ \mu^-$, $K \rightarrow \pi^+ \nu \bar{\nu}$ and $K^0 \rightarrow \bar{K}^0$,” Prog.Theor.Phys. **65**, 297
- Ishimori, Hajime, Yuji Kajiyama, Yusuke Shimizu, and Morimitsu Tanimoto, 2011, “Like-sign dimuon asymmetry of B^0 meson and LFV in SU(5) SUSY GUT with S4 flavor symmetry,” Prog. Theor. Phys. **126**, 703–734, arXiv:1103.5705 [hep-ph]
- Jung, Martin, 2012, “Determining weak phases from $B \rightarrow J/\psi P$ decays,” Phys. Rev. **D86**, 053008, arXiv:1206.2050 [hep-ph]
- Kaburaki, Yoshiyuki, Kazuhiro Konya, Jisuke Kubo, and Alexander Lenz, 2011, “Triangle Relation of Dark Matter, EDM and CP Violation in B^0 Mixing in a Supersymmetric Q_6 Model,” Phys. Rev. **D84**, 016007, arXiv:1012.2435 [hep-ph]
- Kawashima, Kenji, Jisuke Kubo, and Alexander Lenz, 2009, “Testing the new CP phase in a Supersymmetric Model with $Q(6)$ Family Symmetry by B_s^0 Mixing,” Phys. Lett. **B681**, 60–67, arXiv:0907.2302 [hep-ph]
- Khachatryan, V. (CMS), 2015, “Measurement of the CP-violating weak phase ϕ_s and the decay width difference $\Delta\Gamma_s$ using the $B_s^0 \rightarrow J/\psi\phi(1020)$ decay channel in pp collisions at $\sqrt{s} = 8$ TeV,” arXiv:1507.07527 [hep-ex]
- Khodjamirian, A., T. Mannel, and B. Melic, 2003, “QCD light cone sum rule estimate of charming penguin contributions in $B \rightarrow \pi\pi$,” Phys. Lett. **B571**, 75–84, [Phys. Lett.B572,171(2003)], arXiv:hep-ph/0304179 [hep-ph]
- Khodjamirian, Alexander, 2001, “ $B \rightarrow \pi\pi$ decay in QCD,” Nucl. Phys. **B605**, 558–578, arXiv:hep-ph/0012271 [hep-ph]
- Khoze, Valery A., and Mikhail A. Shifman, 1983, “HEAVY QUARKS,” Sov. Phys. Usp. **26**, 387
- Khoze, Valery A., Mikhail A. Shifman, N. G. Uraltsev, and M. B. Voloshin, 1987, “On Inclusive Hadronic Widths of Beautiful Particles,” Sov. J. Nucl. Phys. **46**, 112, [Yad. Fiz.46,181(1987)]
- Kifune, Naoko, Jisuke Kubo, and Alexander Lenz, 2008, “Flavor Changing Neutral Higgs Bosons in a Supersymmetric Extension based on a Q_6 Family Symmetry,” Phys. Rev. **D77**, 076010, arXiv:0712.0503 [hep-ph]
- Kim, Hyung Do, Sung-Gi Kim, and Seodong Shin, 2013, “D0 dimuon charge asymmetry from B_s system with Z couplings and the recent LHCb result,” Phys. Rev. **D88** (1), 015005, arXiv:1205.6481 [hep-ph]
- Kobayashi, Makoto, and Toshihide Maskawa, 1973, “CP Violation in the Renormalizable Theory of Weak Interaction,” Prog. Theor. Phys. **49**, 652–657
- Koppenburg, Patrick, 2015, “CP violation and CKM studies (and first LHCb Run II results),” in *Proceedings, 2015 European Physical Society Conference on High Energy Physics (EPS-HEP 2015)*, arXiv:1510.01923 [hep-ex], <http://inspirehep.net/record/1396560/files/arXiv:1510.01923.pdf>
- Korner, J. G., A. I. Onishchenko, Alexey A. Petrov, and A. A. Pivovarov, 2003, “ $B^0 - \bar{B}^0$ mixing beyond factorization,” Phys. Rev. Lett. **91**, 192002, arXiv:hep-ph/0306032 [hep-ph]
- Krinner, Fabian, Alexander Lenz, and Thomas Rauh, 2013, “The inclusive decay $b \rightarrow c\bar{c}s$ revisited,” Nucl.Phys. **B876**, 31–54, arXiv:1305.5390 [hep-ph]
- Kubo, Jisuke, and Alexander Lenz, 2010, “Large loop effects of extra SUSY Higgs doublets to CP violation in B^0 mixing,” Phys. Rev. **D82**, 075001, arXiv:1007.0680 [hep-ph]
- Kufflik, Eric, Yosef Nir, and Tomer Volansky, 2013, “Implications of Higgs searches on the four generation standard model,” Phys. Rev. Lett. **110** (9), 091801, arXiv:1204.1975 [hep-ph]
- Lee, Kang Young, and Soo-hyeon Nam, 2012, “CP violating dimuon charge asymmetry in general left-right models,” Phys. Rev. **D85**, 035001, arXiv:1111.4666 [hep-ph]
- Lees, J. P., *et al.* (BaBar), 2013, “Search for CP Violation in $B^0 - \bar{B}^0$ Mixing using Partial Reconstruction of $B^0 \rightarrow D^{*-} X \ell^+ \nu_\ell$ and a Kaon Tag,” Phys. Rev. Lett. **111** (10), 101802, [Addendum: Phys. Rev. Lett.111,no.15,159901(2013)], arXiv:1305.1575 [hep-ex]
- Lees, J. P., *et al.* (BaBar), 2015a, “Study of $B^{\pm,0} \rightarrow J/\psi K^+ K^- K^{\pm,0}$ and search for $B^0 \rightarrow J/\psi\phi$ at BABAR,” Phys. Rev. **D91** (1), 012003, arXiv:1407.7244 [hep-ex]
- Lees, J. P., *et al.* (BaBar), 2015b, “Study of CP Asymmetry in $B^0 - \bar{B}^0$ Mixing with Inclusive Dilepton Events,” Phys. Rev. Lett. **114** (8), 081801, arXiv:1411.1842 [hep-ex]
- Lenz, A., U. Nierste, J. Charles, S. Descotes-Genon, A. Jantsch, *et al.*, 2011, “Anatomy of New Physics in $B - \bar{B}$ mixing,” Phys.Rev. **D83**, 036004, arXiv:1008.1593 [hep-ph]
- Lenz, A., U. Nierste, J. Charles, S. Descotes-Genon, H. Lacker, *et al.*, 2012, “Constraints on new physics in $B - \bar{B}$ mixing in the light of recent LHCb data,” Phys.Rev. **D86**, 033008, arXiv:1203.0238 [hep-ph]
- Lenz, Alexander, 2000, “Some comments on the missing charm puzzle,” in *Heavy flavours and CP violation. Proceedings, 8th UK Phenomenology Workshop, Durham, UK, September 19-24, 2000*, arXiv:hep-ph/0011258 [hep-ph], <http://alice.cern.ch/format/showfull?sysnb=2231606>
- Lenz, Alexander, 2004, “Decay rate difference in the neutral B-system: $\Delta\Gamma(B_s^0)$ and $\Delta\Gamma(B_d)$,” in *3rd Conference on Flavor Physics and CP Violation (FPCP 2004) Daegu, Korea, October 4-9, 2004*, arXiv:hep-ph/0412007 [hep-ph]
- Lenz, Alexander, 2013, “Constraints on a fourth generation of fermions from Higgs Boson searches,” Adv. High Energy Phys. **2013**, 910275

- Lenz, Alexander, 2014, “Lifetimes and HQE,” arXiv:1405.3601 [hep-ph]
- Lenz, Alexander, and Ulrich Nierste, 2007, “Theoretical update of $B_s^0 - \bar{B}_s^0$ mixing,” JHEP **06**, 072, arXiv:hep-ph/0612167 [hep-ph]
- Lenz, Alexander, and Ulrich Nierste, 2011, “Numerical Updates of Lifetimes and Mixing Parameters of B Mesons,” arXiv:1102.4274 [hep-ph]
- Lenz, Alexander, Ulrich Nierste, and Gaby Ostermaier, 1997, “Penguin diagrams, charmless B decays and the missing charm puzzle,” Phys. Rev. **D56**, 7228–7239, arXiv:hep-ph/9706501 [hep-ph]
- Lenz, Alexander, and Thomas Rauh, 2013, “D-meson lifetimes within the heavy quark expansion,” Phys.Rev. **D88**, 034004, arXiv:1305.3588 [hep-ph]
- Lenz, Alexander J., 2011, “A simple relation for B_s mixing,” Phys. Rev. **D84**, 031501, arXiv:1106.3200 [hep-ph]
- Li, Hsiang-nan, and Hoi-Lai Yu, 1996, “Perturbative QCD analysis of B meson decays,” Phys. Rev. **D53**, 2480–2490, arXiv:hep-ph/9411308 [hep-ph]
- Li, Xin-Qiang, Yan-Min Li, Gong-Ru Lu, and Fang Su, 2012, “ $B_s^0 - \bar{B}_s^0$ mixing in a family non-universal Z' model revisited,” JHEP **05**, 049, arXiv:1204.5250 [hep-ph]
- Ligeti, Zoltan, Michele Papucci, Gilad Perez, and Jure Zupan, 2010, “Implications of the dimuon CP asymmetry in $B_{d,s}$ decays,” Phys. Rev. Lett. **105**, 131601, arXiv:1006.0432 [hep-ph]
- Ligeti, Zoltan, and Dean J. Robinson, 2015, “Towards more precise determinations of the CKM phase β ,” arXiv:1507.06671 [hep-ph]
- Liu, Xin, Wei Wang, and Yuehong Xie, 2014, “Penguin pollution in $B \rightarrow J/\psi V$ decays and impact on the extraction of the $B_s - \bar{B}_s$ mixing phase,” Phys. Rev. **D89** (9), 094010, arXiv:1309.0313 [hep-ph]
- Liu, Y., *et al.* (Belle), 2008, “Search for $B^0 \rightarrow J/\psi\phi$ decays,” Phys. Rev. **D78**, 011106, arXiv:0805.3225 [hep-ex]
- Mannel, T., B. D. Pecjak, and A. A. Pivovarov, 2007, “Analyzing $B_s^0 - \bar{B}_s^0$ mixing: Non-perturbative contributions to bag parameters from sum rules,” arXiv:hep-ph/0703244 [HEP-PH]
- Mannel, T., B. D. Pecjak, and A. A. Pivovarov, 2011, “Sum rule estimate of the subleading non-perturbative contributions to $B_s^0 - \bar{B}_s^0$ mixing,” Eur. Phys. J. **C71**, 1607
- Norrbinn, E., and R. Vogt, 2000, “Bottom production asymmetries at the LHC,” in *Fifth Workshop on electronics for LHC experiments, Snowmass, CO, USA, 20-24 Sep 1999: Proceedings*, arXiv:hep-ph/0003056 [hep-ph], [http://www.osti.gov/energycitations/product.biblio.jsp?osti\\$_id=822605](http://www.osti.gov/energycitations/product.biblio.jsp?osti$_id=822605)
- Olive, K. A., *et al.* (Particle Data Group), 2014, “Review of Particle Physics,” Chin. Phys. **C38**, 090001
- Pivk, Muriel, and Francois R. Le Diberder, 2005, “SPlot: A Statistical tool to unfold data distributions,” Nucl. Instrum. Meth. **A555**, 356–369, arXiv:physics/0402083 [physics.data-an]
- Sahoo, S., C. K. Das, and L. Maharana, 2011, “The Prediction of Mass of Z' -Boson from $B_q^0 - \bar{B}_q^0$ mixing,” Int. J. Mod. Phys. **A26**, 3347–3356, arXiv:1112.0460 [hep-ph]
- Sahoo, S., M. Kumar, and D. Banerjee, 2013, “The effect of Z' boson on same-sign dimuon charge asymmetry in $B_q^0 - \bar{B}_q^0$ system,” Int. J. Mod. Phys. **A28**, 1350060, arXiv:1306.5087 [hep-ph]
- Sakharov, A. D., 1967, “Violation of CP Invariance, c Asymmetry, and Baryon Asymmetry of the Universe,” Pisma Zh. Eksp. Teor. Fiz. **5**, 32–35, [Usp. Fiz. Nauk161,61(1991)]
- Salam, Abdus, 1968, “Weak and Electromagnetic Interactions,” *8th Nobel Symposium Lerum, Sweden, May 19-25, 1968*, Conf. Proc. **C680519**, 367–377
- Shifman, Mikhail A., and M. B. Voloshin, 1985, “Preasymptotic Effects in Inclusive Weak Decays of Charmed Particles,” Sov. J. Nucl. Phys. **41**, 120, [Yad. Fiz.41,187(1985)]
- Stone, Sheldon, 2014, “Lifetimes of some b -flavored hadrons,” in *Proceedings, 19th Real Time Conference (RT2014)*, arXiv:1406.6497 [hep-ex], <http://inspirehep.net/record/1303109/files/arXiv:1406.6497.pdf>
- Stone, Sheldon, and Liming Zhang, 2009, “S-waves and the Measurement of CP Violating Phases in B_s Decays,” Phys. Rev. **D79**, 074024, arXiv:0812.2832 [hep-ph]
- Stone, Sheldon, and Liming Zhang, 2013, “Use of $B \rightarrow J/\psi f_0$ decays to discern the $q\bar{q}$ or tetraquark nature of scalar mesons,” Phys. Rev. Lett. **111** (6), 062001, arXiv:1305.6554 [hep-ex]
- Urban, J., F. Krauss, U. Jentschura, and G. Soff, 1998, “Next-to-leading order QCD corrections for the $B_0 - \bar{B}_0$ mixing with an extended Higgs sector,” Nucl. Phys. **B523**, 40–58, arXiv:hep-ph/9710245 [hep-ph]
- Wang, Ru-Min, Yuan-Guo Xu, Qin Chang, and Ya-Dong Yang, 2011, “Studying of $B_s^0 - \bar{B}_s^0$ mixing and $B_s \rightarrow K^{(*)-} K^{(*)+}$ decays within supersymmetry,” Phys. Rev. **D83**, 095010, arXiv:1102.2031 [hep-ph]
- Wang, Ru-Min, Yuan-Guo Xu, Mo-Lin Liu, and Bing-Zhong Li, 2010, “Reevaluating R -parity Violating Supersymmetry Effects in $B_s^0 - \bar{B}_s^0$ Mixing,” JHEP **12**, 034, arXiv:1007.2944 [hep-ph]
- Weinberg, Steven, 1967, “A Model of Leptons,” Phys. Rev. Lett. **19**, 1264–1266
- Wolfenstein, Lincoln, 1983, “Parametrization of the Kobayashi-Maskawa Matrix,” Phys. Rev. Lett. **51**, 1945
- Xie, Yuehong, 2009, “sFit: a method for background subtraction in maximum likelihood fit,” arXiv:0905.0724 [physics.data-an]
- Xie, Yuehong, Peter Clarke, Greig Cowan, and Franz Muheim, 2009, “Determination of $2\beta_s$ in $B_s^0 \rightarrow J/\psi K^+ K^-$ Decays in the Presence of a $K^+ K^-$ S-Wave Contribution,” JHEP **09**, 074, arXiv:0908.3627 [hep-ph]
- Yeh, Tsung-Wen, and Hsiang-nan Li, 1997, “Factorization theorems, effective field theory, and nonleptonic heavy meson decays,” Phys. Rev. **D56**, 1615–1631, arXiv:hep-ph/9701233 [hep-ph]
- Zhang, Liming, and Sheldon Stone, 2013, “Time-dependent Dalitz-plot formalism for $B_q \rightarrow J/\psi h^+ h^-$,” Phys. Lett. **B719**, 383–387, arXiv:1212.6434