



Sufficient conditions for Hamiltonicity in multiswapped networks



Iain A. Stewart

School of Engineering and Computing Sciences, Durham University, South Road, Durham DH1 3LE, UK

HIGHLIGHTS

- Multiswapped networks generalize OTIS networks and biswapped networks.
- We further investigate the topological properties of multiswapped networks.
- If G and H are Hamiltonian then so is the multiswapped network $Msw(H; G)$.
- $Msw(H; G)$ can be Hamiltonian even when G and H are not.
- Core to our proofs is finding Hamiltonian cycles in heavily pruned tori.

ARTICLE INFO

Article history:

Received 26 September 2014

Received in revised form

20 June 2016

Accepted 22 October 2016

Available online 9 November 2016

Keywords:

Hamiltonian cycles

Interconnection networks

Network topology

Multiswapped networks

Optoelectronic networks

ABSTRACT

OTIS networks are interconnection networks amenable to deployment as hybrid networks containing both electronic and optical links. Deficiencies as regards symmetry led to the subsequent formulation of biswapped networks which were later generalized to multiswapped networks so as to still enable optoelectronic implementation (as it happens, multiswapped networks also generalize previously studied hierarchical crossed cubes). Multiswapped networks of the form $Msw(H; G)$ are known to possess good (graph-theoretic) properties as regards their use as (optoelectronic) interconnection networks (in distributed-memory multiprocessors) and in relation to those of the component networks G and H . Combinatorially, they provide a hierarchical mechanism to define new networks from existing networks (so that the properties of the new network can be controlled in terms of the constituent networks). In this paper, we prove that if G and H are Hamiltonian networks then the multiswapped network $Msw(H; G)$ is also Hamiltonian. At the core of our proof is finding specially designed Hamiltonian cycles in 2-dimensional and heavily pruned 3-dimensional tori, irrespective of the actual networks G and H we happen to be working with. This lends credence to the role of tori as fundamental networks within the study of interconnection networks.

© 2016 The Author(s). Published by Elsevier Inc.
This is an open access article under the CC BY license
(<http://creativecommons.org/licenses/by/4.0/>).

1. Introduction

Interconnection networks are used to interconnect the processors of a distributed-memory multiprocessor computer (such as a Cray Jaguar or an IBM Blue Gene) as well as within networks-on-chip, cluster computers and data centres (it is primarily the combinatorics related to the former usage that concerns us in this paper). The stereotypical examples of interconnection networks are the hypercubes although many other networks have been so proposed (for example, the two supercomputers mentioned above have their processors connected in the form of a 3-dimensional torus). The design of an interconnection network is complex with topology, flow control, routing and traffic patterns all impacting upon its practical usefulness (see, e.g., [7] for more details).

There is a strong and established link between the practical behaviour of a real interconnection network and the graph-theoretic properties of its abstraction as a graph. From a topological point of view, it is desirable for an interconnection network (abstracted here as an undirected graph) to possess numerous graph-theoretic properties including: having a small diameter (to aid message routing), a low degree (so as to limit overheads related to communication) and a high connectivity (so that faults can be tolerated); possessing embeddings of paths and cycles of various lengths (to aid simulations and message routing); and being highly symmetric (to assist with programming and analysis). There has been a considerable amount of research undertaken as to the efficacy of a whole range of graphs proposed as interconnection networks, which includes, to mention just a few, n -stars, (n, k) -stars, k -ary n -cubes, generalized and augmented hypercubes, pancake graphs and recursive circulant graphs (see, e.g., [19,20,48]). The study of interconnection networks is an inter-disciplinary mix of discrete

E-mail address: i.a.stewart@durham.ac.uk.

mathematics, computer science and engineering; moreover, no matter which application scenario one works in, there does not exist an optimum interconnection network design and trade-offs always have to be made.

Traditionally, communication within interconnection networks has been implemented electronically. However, optoelectronic interconnection networks, where communication is undertaken via a mix of electronic and optical links, have recently been proposed and constructed. Multiswapped networks were introduced in [38] as interconnection networks amenable to optoelectronic implementation. They generalize biswapped networks, as defined in [46], which in turn generalize OTIS networks, which originated in [32,39,50–52] (we shall describe these networks and their suitability in an optoelectronic framework in more detail in the next section). As was demonstrated in [38], not only does a multiswapped network $Msw(H; G)$, where G is the base graph and H is the network graph, have numerous properties appropriate for its use as an optoelectronic interconnection network but it also merits investigation when viewed solely in graph-theoretic terms as the provider of a generic mechanism to compose two other graphs, G and H , to yield a third (in much the same way as, say, the Cartesian product or the Tensor product do); indeed, we show that existing interconnection networks, namely hierarchical crossed cubes [21], are instantiations of our multiswapped construction. Some of the graph-theoretic properties of $Msw(H; G)$ studied in [38] involve the lengths of shortest paths joining any two nodes, the diameter, the connectivity, the fault-diameter and node symmetry. All of these properties are highly relevant with regard to the use of multiswapped networks as (optoelectronic) interconnection networks but they also hint as to the naturalness of $Msw(H; G)$ as a method of graph composition.

In this paper, we continue with the development of multiswapped networks both as providing the topologies of potential interconnection networks and also as a generic mechanism for graph composition (we also highlight later how multiswapped networks might be relevant to the design of data centre networks). In particular, we prove that if G and H are Hamiltonian graphs then so is $Msw(H; G)$ but that $Msw(H; G)$ might still be Hamiltonian even if it is the case that G and H are not both Hamiltonian. As we shall see, our proof relates the construction of Hamiltonian cycles in $Msw(H; G)$ with the existence of specially constructed Hamiltonian cycles in 2-dimensional and heavily-pruned 3-dimensional tori (that is, with many links removed), no matter which graphs are chosen as G and H . The study of interconnection networks with faulty links is well established; however, ordinarily these faults are randomly distributed and limited in number. The emergence of the heavily-pruned tori in this paper is, in so far as we are aware, the first time interconnection networks with abundant faults and structured fault patterns have featured. The study of Hamiltonicity, as well as various related concepts such as Hamiltonian-connectedness, Hamiltonian-laceability and path covers, in interconnection networks is a thriving research area (we provide numerous examples of roles of Hamiltonicity as motivation).

This paper is structured as follows. In Section 2, we provide some background as to OTIS networks, biswapped networks and multiswapped networks; we also explain how a multiswapped network is a generalization of the previously studied hierarchical crossed cubes. In addition, we provide a reasonably detailed account of the role of Hamiltonicity in and its relevance to interconnection networks. In Section 3, we prove our main results, and we present our conclusions in Section 4. We reiterate that throughout an interconnection network is equated with its abstraction as an undirected graph. For standard graph-theoretic terminology, we refer the reader to [9] and for the fundamental aspects of interconnection networks we refer the reader to [7,20,48]. In order to

emphasize the architectural origins of our graphs, we often refer to graphs as networks (though we use the two terms interchangeably) and we always refer to vertices as nodes and (undirected) edges as links.

2. Background and motivation

In this section, we describe the evolution of multiswapped networks from their origins as OTIS networks and through their emergence from biswapped networks. In addition, we provide motivation for the study of Hamiltonicity within interconnection networks and their various implementations as, for example, distributed-memory multiprocessors, networks-on-chips, compute clusters and data centre networks.

2.1. Optoelectronic interconnection networks

Ordinarily, interconnection networks are implemented electronically and the ‘two-dimensional nature’ of this environment can impose restrictions. Free-space optical interconnect technologies can offer several advantages over electronic implementations. For example, optical signals can pass through one another with little interference, and over a distance of greater than a few millimetres optical connections out-perform electronic connections in terms of power consumption, speed and crosstalk. However, optical connections are not a panacea for it can be difficult to route messages and the additional hardware components can be costly (the reader is referred to, e.g., [6,14,18,23,53] for further details on the physical properties of optical connections).

2.1.1. OTIS networks

A popular model of optical communication is the *Optical Transpose Interconnection System (OTIS)* (OTIS networks originated within the optics community in [32] and within the computer architecture community in [39] and, independently under the name of swapped networks, in [50–52]). OTIS networks have a *base graph* G , on n nodes, and consist of n disjoint copies of G . These copies are labelled G_1, G_2, \dots, G_n and the nodes of any copy are v_1, v_2, \dots, v_n . The links involved in any one of these copies of G are intended to model (shorter) electronic connections whereas additional links, where there is a link from node v_i of copy G_j to node v_j of copy G_i , for every $i, j \in \{1, 2, \dots, n\}$ with $i \neq j$, are intended to model the (longer) optical connections. The resulting OTIS network is denoted by OTIS- G . Of course, an OTIS network is dependent upon its base graph G , and there is an extensive literature concerning the structural and algorithmic properties for both specific base graphs and classes of base graphs (see, e.g., [4,5,8,22,29–31,33–36,56] for a selection). In particular, it was proven in [34] that if G is Hamiltonian then OTIS- G is Hamiltonian.

2.1.2. Biswapped networks

We mentioned in the previous section that symmetry within an interconnection network is important. There is a precise definition of what we mean by symmetry: an interconnection network is *node-symmetric* if given any two distinct nodes u and v , there is an automorphism of the interconnection network mapping u to v (that is, a one-to-one map f whose domain and range is the set of nodes and so that (x, y) is a link if, and only if, $(f(x), f(y))$ is a link). Intuitively, when an interconnection network is node-symmetric every node ‘looks exactly the same’ as every other node. A stronger property than node-symmetry is when an interconnection network is a *Cayley graph* (see, e.g., [20,48] for a precise definition). This is a group-theoretic condition that yields additional benefits in relation to, for example, routing and analysis. Node-symmetry is an important property of an interconnection

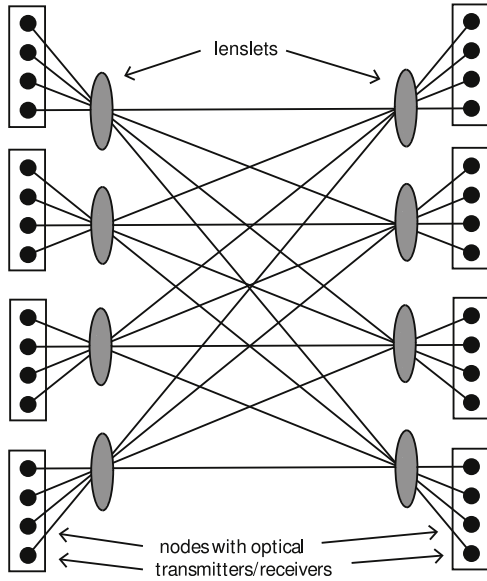


Fig. 1. Banks of lenslets used in OTIS and biswapped networks.

network: the same routing algorithm, for example, can be deployed at each node; loads tend to be well-balanced; and in any analysis of a property that is required to hold for every node, the property need only be verified at one (randomly) chosen node (see, e.g., [7,20,48] for more on aspects of symmetry).

One displeasing aspect of OTIS networks is that no matter what the base graph G is, the corresponding OTIS network OTIS- G cannot be a Cayley graph, or even a node-symmetric graph, as an OTIS network is not regular (a regular graph is a graph where every node has the same number of neighbours). In order to try and surmount this deficiency, the *biswapped network* $Bsw(G)$ was defined in [45] very similarly to the OTIS network OTIS- G except that instead of having n copies of the base graph G (where G has n nodes), we have $2n$ copies $G_0^1, G_0^2, \dots, G_0^n, G_1^1, G_1^2, \dots, G_1^n$ and the ‘optical’ links join node v_j in G_0^i with node v_i in G_1^j , where $i, j \in \{1, 2, \dots, n\}$. Immediately we see that if G is regular then the biswapped network $Bsw(G)$ is regular and so there is some hope for recapturing any symmetric properties of the base graph G ; indeed, if G is a Cayley graph then $Bsw(G)$ is. The reader is referred to [44,46,47,55] for more detailed discussions on biswapped networks and recent related research. In particular, it was proven in [44] that if G is Hamiltonian then $Bsw(G)$ is Hamiltonian (this latter result was reported in [46] but not proven there nor subsequently).

The basic mechanism by which OTIS and biswapped networks are implemented using free-space optical interconnections can be visualized in Fig. 1, where two banks of lenslets focus light from a node’s transmitter to another node’s receiver (see, e.g., [53] for a good account of free-space optics).

2.1.3. Multiswapped networks

In [38], biswapped networks were generalized so as to obtain *multiswapped networks*. This generalization arises from the simple observation that if one ‘concatenates’ biswapped networks then one can still obtain networks that can easily be laid out (in an optoelectronic sense, just as OTIS and biswapped networks can) but where these new networks have increased flexibility and improved topological and algorithmic properties (that one might do this was hinted at in [53] where it was stated that the OTIS optical architecture ‘can be cascaded to accommodate successive processing planes’). The new networks are not only parameterized by a base graph G but also by a network graph H which determines the ‘pattern of concatenation’; we denote the resulting network

by $Msw(H; G)$. As such, a network $Msw(H; G)$ is hierarchical. The biswapped network $Bsw(G)$, with base graph G , is the network $Msw(H; G)$ where H consists of a solitary link.

Our generalization of a biswapped network is defined as follows.

Definition 1. Let $H = (U, F)$ and $G = (V, E)$ be graphs where U and V both contain at least 2 nodes. The network $Msw(H; G)$ is known as the *multiswapped network with network graph H and base graph G* and is defined as follows:

- $Msw(H; G)$ has node set $\{(u, v, w) : u \in U, v, w \in V\}$
- $Msw(H; G)$ has link set consisting of:
 - $\{(u, v, w), (u, v, w') : u \in U, v, w, w' \in V, (w, w') \in E\}$, the *cluster links*, and
 - $\{(u, v, w), (u', w, v) : (u, u') \in F, v, w \in V\}$, the *swap links*.

We say that the nodes *corresponding* to some node $u \in U$ are the nodes of $Msw(H; G)$ whose first component is u , and that a node (u, v, w) of $Msw(H; G)$ corresponding to $u \in U$ has *index* $v \in V$. In addition, the links induced by the nodes of $Msw(H; G)$ corresponding to some node $u \in U$ are the *cluster links*. We denote the copy of G induced by the nodes corresponding to u and indexed by v as G_u^v .

The nodes corresponding to the nodes u and u' of U and the link (u, u') of F are depicted in two different ways in Fig. 2. In both depictions, the nodes of V are enumerated as v_1, v_2, \dots, v_n . In the top depiction, the node (u, v_i, v_j) , for example, lies on the row corresponding to node $u \in U$, and within this row it is node v_j of the cluster indexed by v_i . In the bottom depiction, as regards the nodes corresponding to u' , there is one row for the nodes indexed by each $v \in V$, and the node (u', v_i, v_j) , for example, lies on the row indexed by node $v_i \in V$.

Various properties of $Msw(H; G)$ were proven in [38], in terms of those of the graphs G and H . For example: the lengths of shortest paths between specific pairs of nodes in G and H , and consequently a formula for the diameter $\Delta(Msw(H; G))$ of $Msw(H; G)$ in terms of the diameters $\Delta(G)$ and $\Delta(H)$ of G and H , were obtained; it was proven that if G is a graph of connectivity $\kappa \geq 1$ and H is a graph of connectivity $\lambda \geq 1$ where $\lambda \leq \kappa$ then $Msw(H; G)$ has connectivity at least $\kappa + \lambda$; upper bounds on the $(\kappa + \lambda)$ -diameter of $Msw(H; G)$ in terms of the κ -diameter of G and the λ -diameter of H were derived; a distributed routing algorithm for a distributed-memory multiprocessor whose underlying topology is $Msw(H; G)$ was obtained; and it was proven that if G and H are Cayley graphs then $Msw(H; G)$ need not be a Cayley graph, but when additionally H is a bipartite Cayley graph, the graph $Msw(H; G)$ is necessarily a Cayley graph.

One immediate observation from the above results is that specific properties of $Msw(H; G)$ are strongly related to the same properties of G and H . Not only are multiswapped networks conducive for deployment in an optoelectronic context but their modular nature means that they enable existing networks to be ‘joined together’ in a uniform way so that structural properties of the component networks can be retained (or even enhanced). In general, methodologies enabling the modular construction of new interconnection networks from old are extremely important. For example, modular constructions enable a much more effective packaging (analysis) of component parts (*packaging* is, essentially, the partitioning of nodes to the same or different boards or racks and of links as intra-board or inter-rack, for example; see, e.g., [7]). Multiswapped networks provide for much flexibility in the consideration and analysis of packaging and are reflective of the increasing move towards hierarchical constructions within interconnection networks.

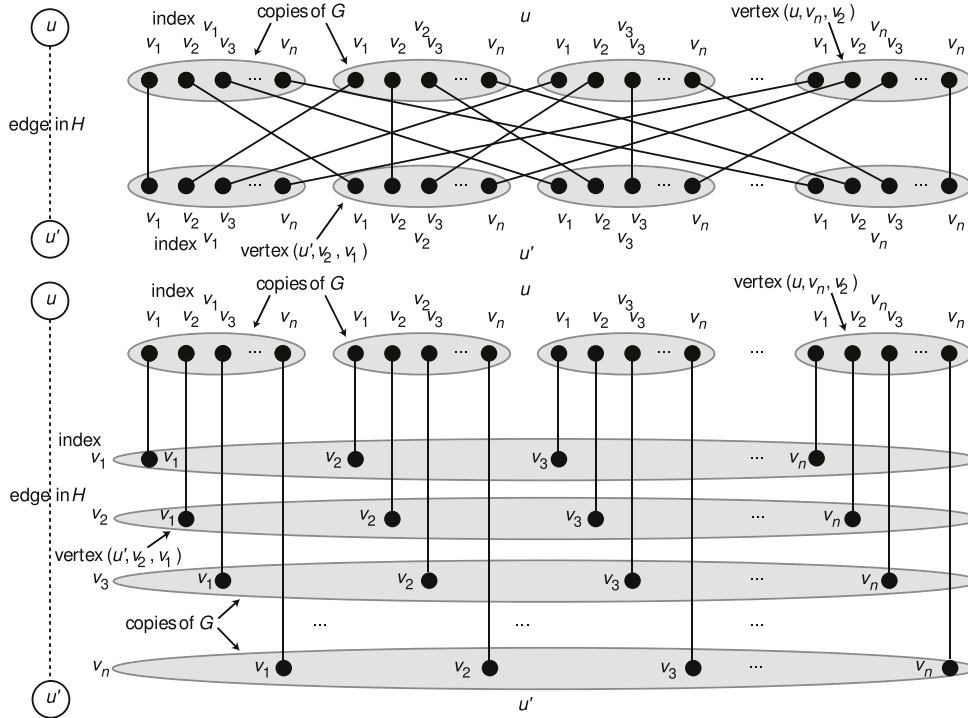


Fig. 2. Some links in $Msw(H; G)$.

2.1.4. Hierarchical crossed cubes

The construction of $Msw(H; G)$ is closely related with the construction of *hierarchical crossed cubes* $HCC(k, n)$, originating in [21] and further investigated in, e.g., [25,26]. The focus in [21] on the definition of hierarchical crossed cubes is algebraic (the reader is referred to [21] for a precise definition of crossed cubes as it is not important to the content of this paper).

Definition 2. The *hierarchical crossed cube* $HCC(k, n)$ has node-set $\{0, 1\}^{k+2n}$. Each node of $HCC(k, n)$ is written as $(\mathbf{u}, \mathbf{v}, \mathbf{w})$, where $\mathbf{u} \in \{0, 1\}^k$ and $\mathbf{v}, \mathbf{w} \in \{0, 1\}^n$. The set of links of $HCC(k, n)$ is partitioned into 2 sets, E_{int} and E_{ext} . The set E_{int} is referred to as the set of internal links, whilst the set E_{ext} is referred to as the set of external links. In more detail,

$$E_{int} = \{((\mathbf{u}, \mathbf{v}, \mathbf{w}), (\mathbf{u}, \mathbf{v}, \mathbf{w}')) : (\mathbf{w}, \mathbf{w}') \text{ is a link of the crossed cube } CQ_n\}$$

and

$$E_{ext} = \{((\mathbf{u}, \mathbf{v}, \mathbf{w}), (\mathbf{u}', \mathbf{w}, \mathbf{v})) : (\mathbf{u}, \mathbf{u}') \text{ is a link of the hypercube } Q_k\}.$$

Consequently, $HCC(k, n)$ is identical to $Msw(Q_k; CQ_n)$, and it is interesting to note that the same network has arisen independently from two entirely different directions. However, $HCC(k, n)$ is but one instantiation of a multiswapped network where the network graph is chosen to be Q_k and the base graph to be CQ_n .

In [25], the Hamiltonicity of $HCC(k, n)$ was investigated with $HCC(k, n)$ shown to be Hamiltonian. Explicit algebraic properties of hypercubes and crossed cubes were used to construct Hamiltonian cycles in $HCC(k, n)$ via generalized Gray codes in the form of reflective edge-labelled sequences and cycle patterns. Of course, the approach taken in [25] cannot be taken here as we consider $Msw(H; G)$ where H and G are arbitrary graphs. Also, if we apply our upcoming constructions to $Msw(Q_k; CQ_n)$ then, interestingly, we obtain a very different Hamiltonian cycle to that constructed in [25].

2.2. Hamiltonicity in interconnection networks

Not only is Hamiltonicity a fundamental graph-theoretic concept but it is also extremely relevant in the context of interconnection networks where the existence of Hamiltonian cycles or paths can have a number of applications. The relevance of Hamiltonicity runs across the spectrum of instantiations of interconnection networks as distributed-memory multiprocessors, networks-on-chips, compute clusters, and data centre networks. Now that we have provided some background as regards multi-swapped networks, it is apposite that we explain and motivate the study of Hamiltonicity within interconnection networks.

We illustrate below some of the roles Hamiltonian cycles and paths have assumed within interconnection networks. We begin with some general applications (that are well established within the literature; see, e.g., [1,12,20,27]) before looking at some more specific examples. In an all-to-all communication pattern, the existence of a Hamiltonian cycle enables every node to send its packets out so that in a one-port, synchronous system what results is an optimal algorithm (the algorithm works in an asynchronous system too, although without an associated claim of optimality); if there are edge-disjoint Hamiltonian cycles then these cycles can be used to reduce the time complexity when the system is multi-port; and regardless of whether the system is one-port or multi-port, edge-disjoint Hamiltonian cycles enable improved fault-tolerance. Cycles and paths are recognized as important data structures as a large number of parallel algorithms in contexts such as matrix-vector multiplication, Gaussian elimination, and bitonic sorting have been developed within which these data structures are commonplace; consequently, having a Hamiltonian cycle or path in an interconnection network facilitates the implementation of these algorithms (as arbitrarily long paths, up to the number of nodes in the interconnection network, can be embedded within the cycle). In addition, many interconnection networks are recursively structured; consequently, the existence of Hamiltonian cycles (in the recursive sub-structures) also yields sets of disjoint cycles (within which multiple paths can be embedded).

Now for some more specific applications. An influential paper was [28] where a deadlock-free path-based multicast wormhole routing algorithm for distributed-memory multiprocessors was devised, with the freedom from deadlock stemming from the existence and use of a Hamiltonian cycle embedded within the interconnection network; this paper has inspired a range of related research (see, e.g., [43] and the references therein). In [49] a method for diagnosing faults in distributed-memory multiprocessors (under the PMC model) was devised where a necessary condition is that the interconnection network is Hamiltonian: the nodes of a fault-free portion of a Hamiltonian cycle are used to diagnose the remaining nodes, so as to obtain a five-round adaptive diagnosis algorithm. In wavelength-division-multiplexing optical networks, the existence of Hamiltonian cycles in the underlying network has been used so as to develop protection algorithms; that is, algorithms which prolong the survival of paths in a faulty system (see, e.g., [15] for a recent application). As regards a networks-on-chip context, in [54] a bufferless routing algorithm for the Gaussian macrochip (an optical chip-scale network) is developed that ensures that deflected packets reach their destinations; the routing algorithm takes advantage of Hamiltonian cycles within the underlying Gaussian network. Furthermore, the paper [28], mentioned above, has influenced not only deadlock-free routing in distributed-memory multiprocessors but also fault-tolerant routing in three-dimensional networks-on-chips where Hamiltonian paths are used to yield fault-tolerance [13]. In [37], the complexity of the black hole search problem (a black hole in an agent-based network is a location in which a resident process, such as an unknowingly-installed virus, deletes visiting agents or incoming data) in various interconnection networks is studied; this is the first consideration of this problem in interconnection networks and crucial to the agent-based algorithms that are developed is the existence of Hamiltonian cycles in the underlying interconnection networks. In [24], the existence of Hamiltonian cycles in specific cubic symmetric graphs (from the Foster Census) is used to build broadcast schedules that facilitate the solution of parallel molecular dynamics problems. In [11], Hamiltonian cycles are used to design privacy-preserving algorithms for distributed data mining in networks. Finally, the existence of Hamiltonian cycles in interconnection networks can be used implicitly; for example, in [2] the existence of a Hamiltonian cycle in various interconnection networks was used to obtain bounds in a congestion analysis.

In summary, Hamiltonicity in interconnection networks is an important consideration; moreover, as new networks, methodologies, and applications arise, it is likely that new applications for Hamiltonicity will arise. For example, researchers have recently turned their attention to Hamiltonicity and associated structural concepts in certain data centre networks (see, e.g., [40–42]) and to the use of Hamiltonian cycles in grids and clouds (see, e.g., [3]). Furthermore, the study of Hamiltonicity has given rise to the study of many new concepts in interconnection networks such as Hamiltonian-connectedness, Hamiltonian-laceability, and path covers (see, e.g., [20]).

3. The composition of Hamiltonian graphs

In this section, we prove our main result; that is, we prove that if $G = (V, E)$ and $H = (U, F)$ are Hamiltonian graphs then $Msw(H; G)$ is Hamiltonian too (we also show that whilst this condition on G and H is sufficient, it is not necessary). Our constructions differ depending upon the parity of the number of nodes of H and G . Throughout we use the fact that if G' is a subgraph of G and H' is a subgraph of H then $Msw(H'; G')$ is a subgraph of $Msw(H; G)$.

We begin with the case when H has an even number of nodes. Note that we regard a path in a graph as a sequence of nodes and

so it makes sense to concatenate paths to obtain longer paths (so long as there is a link joining the last node of the first path to the first node of the second).

Lemma 3. *Let H and G be Hamiltonian graphs where H has an even number of nodes. The network $Msw(H; G)$ is Hamiltonian.*

Proof. Enumerate the nodes of V as v_1, v_2, \dots, v_n so that this enumeration forms a Hamiltonian cycle in G , and define the path $\rho(v_i, v_j)$ to be a Hamiltonian sub-path of this Hamiltonian cycle (and so $j = i - 1$ or $j = i + 1$, where we identify $n + 1$ with 1 and 0 with n). Denote the isomorphic copy of any path $\rho(v_i, v_j)$ in the copy G_u^v of G corresponding to the node $u \in U$ and with index $v \in V$ by $\rho_v^u(v_i, v_j)$. Suppose that $(u, u') \in F$. Define the path $\sigma_{u,u'}$ in $Msw(H; G)$ as follows:

$$\begin{aligned} &\rho_{v_1}^u(v_n, v_1), \rho_{v_1}^{u'}(v_1, v_2), \rho_{v_2}^u(v_1, v_2), \\ &\rho_{v_2}^{u'}(v_2, v_3), \rho_{v_3}^u(v_2, v_3), \rho_{v_3}^{u'}(v_3, v_4), \\ &\dots, \rho_{v_n}^u(v_{n-1}, v_n), \rho_{v_n}^{u'}(v_n, v_1). \end{aligned}$$

The path $\sigma_{u,u'}$ can be visualized (in bold) as in Fig. 3.

Now, let u_1, u_2, \dots, u_m be an enumeration of the nodes of U so that they form a Hamiltonian cycle in H (recall that m is even). The path $\sigma_{u_1, u_2}, \sigma_{u_2, u_3}, \dots, \sigma_{u_{m-1}, u_m}$ is a Hamiltonian path in $Msw(H; G)$ from the node (u_1, v_1, v_n) to the node (u_m, v_n, v_1) , and so yields a Hamiltonian cycle in $Msw(H; G)$ (as $((u_m, v_n, v_1), (u_1, v_1, v_n))$ is a link of $Msw(H; G)$). \square

Note that the construction in the proof of Lemma 3 works when H consists of a solitary link; that is, $\sigma_{u,u'}$ is a Hamiltonian path of $Msw(H; G) = Bsw(G)$ from (u, v_1, v_n) to (u', v_n, v_1) , and so $Msw(H; G)$ is Hamiltonian (as was shown in [44,45]).

Now, we turn to the more difficult case where H has an odd number of nodes; but first we define the $k \times k$ torus Q_2^k as being a $k \times k$ mesh with wrap-around links on every row and in every column.

Theorem 4. *Let H and G be Hamiltonian graphs where H has an odd number of nodes and where G has an even number of nodes. The network $Msw(H; G)$ is Hamiltonian.*

Proof. Let C and D be Hamiltonian cycles in G and H , respectively, so that $C = v_1, v_2, \dots, v_n$ and $D = u_1, u_2, \dots, u_m$. We shall work only in the spanning subgraph $Msw(D; C)$ of $Msw(H; G)$. We begin by giving an example of a Hamiltonian cycle in a particular scenario and then we show how this Hamiltonian cycle can be ‘flattened’ to obtain a Hamiltonian cycle in a two-dimensional torus. We next apply the reversal of this construction in the general case so as to turn a specially constructed Hamiltonian cycle in an $n \times n$ torus into a Hamiltonian cycle of $Msw(D; C)$.

Consider the subgraph X of $Msw(D; C)$ corresponding to the sub-path u_1, u_2, u_3 of D (that is, induced by the nodes whose first component is u_1, u_2 or u_3). Let us start with a specific construction. The subgraph X is depicted in Fig. 4(a) in the case when $n = 4$ (the indices are shaded in grey and not all nodes are named). Moreover, in this figure, there is depicted a cycle Y (in bold) spanning all nodes of X . Note how Fig. 4(a) is obtained by ‘re-drawing’ Fig. 2 so that the nodes lie in the shape of a ‘heavily pruned’ 3-dimensional torus; that is, with many of the links removed. The links that have been removed are alternately the row links and the column links on each ‘horizontal plane’ of the 3-dimensional torus (this might be better appreciated by viewing the forthcoming Fig. 6).

Consider the 16 nodes of X corresponding to the node $u_2 \in U$. We can also imagine these nodes as being the nodes of a 4×4 torus Q_2^4 where the node on row i and in column j is the node (u_2, v_i, v_j) . Note that in Q_2^4 all row and column links of Q_2^4 are present; so, Q_2^4 contains links that do not exist in X . In particular, all the row links of Q_2^4 are also present in X but none of the column links is.

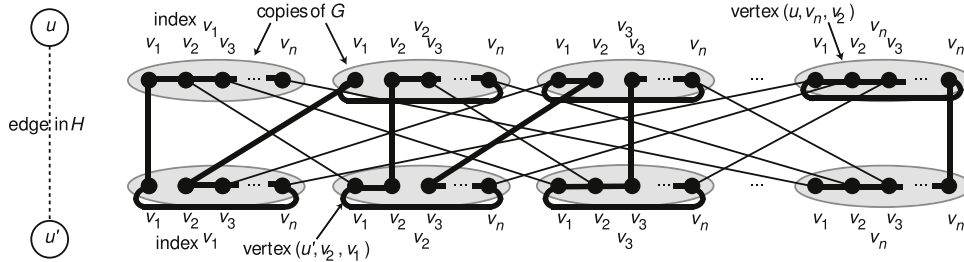


Fig. 3. The path $\sigma_{u,u'}$ in $Msw(H; G)$.

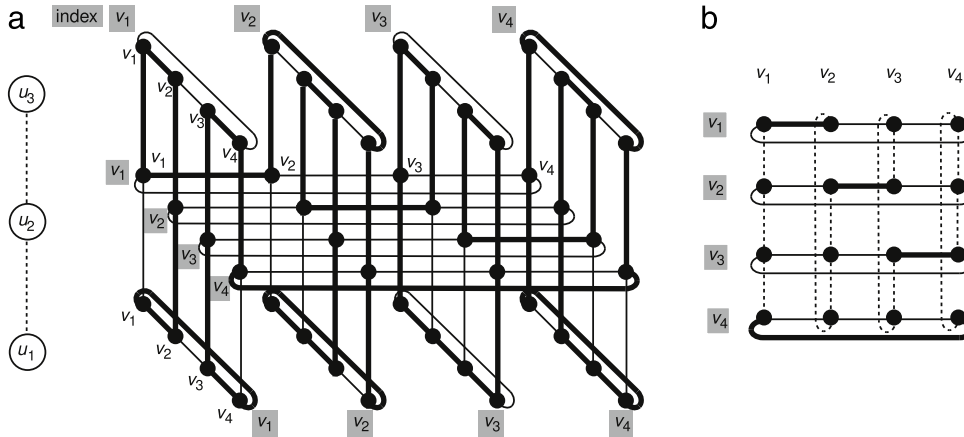


Fig. 4. The subgraph X of $Msw(H; G)$ and the ‘flattened’ cycle Z in Q_2^4 .

Consider the cycle Y . Trace this cycle Y around the nodes of X so as to obtain a cycle Z in Q_2^4 as follows:

- consider the nodes of Q_2^4 as being those nodes of X corresponding to the node $u_2 \in U$ and whenever the cycle Y leaves the ‘plane’ of Q_2^4 , introduce a column link in Z in Q_2^4 joining the node where it left the plane to the node where it rejoined the plane.

So, for example, when Y leaves the plane of Q_2^4 at node (u_2, v_1, v_1) to follow the path $(u_3, v_1, v_1), (u_3, v_1, v_2)$ before rejoining the plane at node (u_2, v_2, v_1) , we introduce the link $((u_2, v_1, v_1), (u_2, v_2, v_1))$ into Z . Note that all such paths in Y that leave the plane of Q_2^4 at (u_2, v_i, v_j) before rejoining it at (u_2, v_i', v_j') are such that i and i' differ by 1 or are 1 and 4 (and so correspond to column links in Q_2^4). This construction can be visualized in Fig. 4(b), where the dotted lines denote the new column links (which, of course, only exist in Q_2^4 and not in $Msw(D; C)$). What results is a Hamiltonian cycle Z of Q_2^4 , namely:

- $(v_4, v_1), (v_3, v_1), (v_2, v_1), (v_1, v_1), (v_1, v_2), (v_4, v_2),$
- $(v_3, v_2), (v_2, v_2), (v_2, v_3), (v_1, v_3), (v_4, v_3),$
- $(v_3, v_3), (v_3, v_4), (v_2, v_4), (v_1, v_4), (v_4, v_4)$

(we have suppressed the first component u_2 in the names of all these nodes). Note that the column links used in Z (and derived from Y) correspond to either a link of some cluster of X (corresponding to u_3) or a path of length 3 in some cluster of X (corresponding to u_1).

We can extend this construction (or, more precisely, its reversal) to the general case as we now describe. Whereas in our example above we have constructed a Hamiltonian cycle Z in Q_2^4 from our spanning cycle Y in X , we can equally well start with a Hamiltonian cycle in Q_2^n , with certain properties (to be defined), and use this cycle to obtain a spanning cycle Y of X . For the moment, we continue to work with our sub-path u_1, u_2, u_3 of D . However, suppose that Q_2^n is an $n \times n$ torus whose node set is the set $\{(u_2, v_i, v_j) : i, j = 1, 2, \dots, n\}$ and where there is a link

$((u_2, v_i, v_j), (u_2, v_{i'}, v_{j'}))$ if either: $i = i'$ and $(j = j' + 1$ or $(j = 1$ and $j' = n))$; or $j = j'$ and $(i = i' + 1$ or $(i = 1$ and $i' = n))$. In what follows, we suppress the first component u_2 when we denote such nodes. Suppose that we can find a Hamiltonian cycle Z in Q_2^n with the following property:

- the intersection I of any set of n column links of Q_2^n (lying in the same column) with the links of Z results in a set of $\frac{n}{2} - 1$ mutually node-disjoint paths all but one of which is a link so that the remaining path has length 3.

Such a Hamiltonian cycle Z for the torus Q_2^8 is depicted in Fig. 5(a) where, if one looks at the first column, for example, the intersection set I consists of the links $((v_1, v_1), (v_2, v_1))$ and $((v_3, v_1), (v_4, v_1))$ together with the path $((v_5, v_1), (v_6, v_1), (v_7, v_1))$ (the cycle Z is given by the bold black and grey links in Fig. 5(a)).

Colour the $\frac{n}{2} - 2$ isolated links of all such intersection sets I (that is, all paths in I consisting of a solitary link) black and also colour the two non-incident links of the path of length 3 black, with the internal link of the path of length 3 coloured grey (as is done in Fig. 5(a)). Fix some column of Q_2^n . Note that when the nodes of this column are regarded as nodes in X , there are links from every node to the nodes of a cluster in $Msw(D; C)$ corresponding to node $u_1 \in U$ and also to the nodes of a cluster corresponding to node $u_3 \in U$ (these links are the vertical links in Fig. 4(a)). For each column: replace every black link by a path of length 3 through a link of the cluster corresponding to node $u_3 \in U$; and replace the grey link by a path of length $n + 1$ through all nodes of the cluster corresponding to node $u_1 \in U$ (this corresponds to a reversal of the ‘flattening’ of Y in Fig. 4(a) to get Z in Fig. 4(b)). Because of the specific property required of Z , this gives us a cycle spanning all the nodes of X .

What is more, if our (Hamiltonian) path D is $u_1, u_2, u_3, \dots, u_m$ with $m \geq 5$ odd then we can extend the cycle spanning X constructed above by removing every column link involving nodes

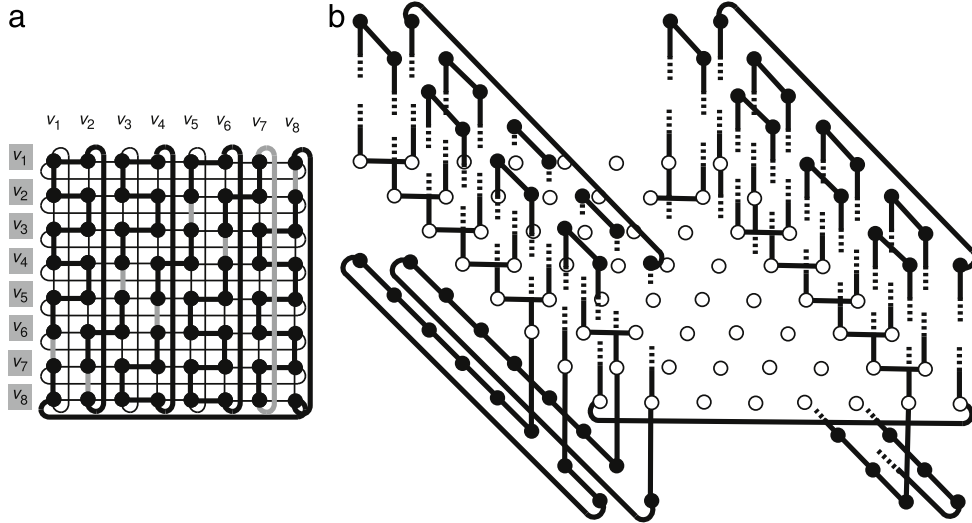


Fig. 5. A cycle in Q_2^8 and replacing links of Q_2^8 with paths.

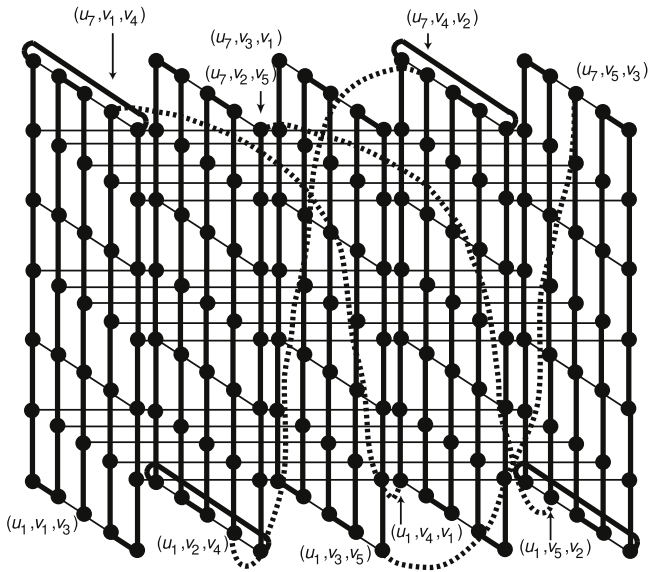


Fig. 6. A Hamiltonian path when m and n are odd.

corresponding to u_3 , such as the link $((u_3, v_i, v_j), (u_3, v_i, v_{j+1}))$, and replacing it with the path

$$(u_3, v_i, v_j), (u_4, v_j, v_i), \dots, (u_{m-1}, v_j, v_i), (u_m, v_i, v_j), (u_m, v_i, v_{j+1}), (u_{m-1}, v_{j+1}, v_i), \dots, (u_4, v_{j+1}, v_i), (u_3, v_i, v_{j+1}).$$

The construction can be visualized in Fig. 5(b) for the torus Q_2^8 (the white nodes are the nodes corresponding to u_2 and not all nodes and links are depicted). What results is a Hamiltonian cycle of $Msw(H; G)$.

It is important to note that if our (Hamiltonian) path D is $u_1, u_2, u_3, \dots, u_m$, with $m \geq 4$ even, then our construction does not work: for example, starting from (u_2, v_3, v_1) , there is no ‘vertical’ path ‘up’ to (u_m, v_1, v_3) and on to (u_m, v_1, v_4) and ‘down’ to (u_2, v_4, v_1) . This is why we require the number of nodes in H to be odd.

All that remains is to demonstrate that such a Hamiltonian cycle Z , with the required properties, exists in Q_2^n irrespective of n (recall that n is always even). Construct Z as follows (with reference to Fig. 5(a)).

- Build the path $(v_{n-j+1}, v_j), (v_{n-j}, v_j), (v_{n-j-1}, v_j), (v_{n-j-2}, v_j)$ in each column j for which $j \neq n - 1$ is odd, and in column $n - 1$ build the path $(v_2, v_{n-1}), (v_1, v_{n-1}), (v_n, v_{n-1}), (v_{n-1}, v_{n-1})$.
- In each column j for which $j \notin \{2, n\}$ is even, build the path $(v_{n-j+3}, v_j), (v_{n-j+2}, v_j), (v_{n-j+1}, v_j), (v_{n-j}, v_j)$; in column 2, build the path $(v_1, v_2), (v_n, v_2), (v_{n-1}, v_2), (v_{n-2}, v_2)$; and in column n , build the path $(v_3, v_n), (v_2, v_n), (v_1, v_n), (v_n, v_n)$.
- In all columns, include a maximal set of mutually non-incident links so that all links are also non-incident with the path of length 3 in that column as built above. So, for example, in column 1 we include the links $((v_1, v_1), (v_2, v_1)), ((v_3, v_1), (v_4, v_1)), \dots, ((v_{n-5}, v_1), (v_{n-4}, v_1))$.
- If $j \neq n - 1$ is odd then include the link $((v_i, v_j), (v_i, v_{j+1}))$, for every $i \notin \{n - j + 1, n - j, n - j - 1\}$, and include the link $((v_i, v_{n-1}), (v_i, v_n))$, for every $i \notin \{2, 1, n\}$.
- If $j \neq n$ is even then include the link $((v_{n-j}, v_j), (v_{n-j}, v_{j+1}))$, and also include the link $((v_n, v_n), (v_n, v_1))$.

It is not difficult to verify that the links of Z form a Hamiltonian cycle in Q_2^n so that the intersection of the set of links of Z with the set of links in some column results in a mutually node-disjoint collection of $\frac{n}{2} - 1$ paths all but one of which is a link so that the remaining path has length 3. The result follows. \square

In fact, the proof of Theorem 4 yields the following slightly stronger result.

Corollary 5. *Let H be a graph containing a Hamiltonian path and let G be a Hamiltonian graph where H has an odd number of nodes and where G has an even number of nodes. The network $Msw(H; G)$ is Hamiltonian.*

Of course, Corollary 5 shows that there exist graphs H of arbitrary size for which $Msw(H; G)$ is Hamiltonian even though H is not.

We now deal with the case where both H and G have an odd number of nodes.

Theorem 6. *Let H and G be Hamiltonian graphs where both H and G have an odd number of nodes. The network $Msw(H; G)$ is Hamiltonian.*

Proof. Let C and D be Hamiltonian cycles in G and H , respectively, so that $C = v_1, v_2, \dots, v_n$ and $D = u_1, u_2, \dots, u_m$, with both m and n odd. We shall work only in the spanning subgraph $Msw(D; C)$ of $Msw(H; G)$.

We begin with an observation. Consider the $m \times n \times n$ mesh $M(m, n, n)$ where the first component denotes the ‘level’, the second the ‘row’ and the third the ‘column’. Thus, viewed 3-dimensionally, $M(m, n, n)$ consists of m levels of $n \times n$ two-dimensional meshes with ‘vertical’ links joining corresponding nodes on adjacent levels. We suppose that the ‘bottom’ level is level 1 and the ‘top’ level is level m . Amend $M(m, n, n)$ so that there are wrap-around links for each row and each column of each level (there are no wrap-around links from the top level to the bottom level), and then remove all row (resp. column) links from all odd-numbered (resp. even-numbered) levels. Denote the resulting graph by $\tilde{M}(m, n, n)$. Our observation is that if we ignore links joining nodes of $Msw(D; C)$ corresponding to $u_1 \in U$ and nodes corresponding to $u_m \in U$ then the remaining subgraph of $Msw(D; C)$ is the graph $\tilde{M}(m, n, n)$. In particular, $\tilde{M}(m, n, n)$ is a spanning subgraph of $Msw(H; G)$. The graph $\tilde{M}(7, 5, 5)$ is depicted in Fig. 6 where not all of the (row and column) wrap-around links are shown and where we have added some additional (dotted) links (from $Msw(H; G)$) that we shall return to later (for the moment, ignore the fact that some links are bold and some are not, and ignore the dotted links). This observation assists in visualizing the following construction.

There is an alternate view of $\tilde{M}(m, n, n)$. We can think of it as n disjoint copies of an $m \times n$ ‘mesh’, where there are m rows and n columns, so that there are (wrap-around) row links on the odd-numbered rows but no row links on the even-numbered rows (in $Msw(D; C)$, the i th $m \times n$ mesh is induced by the nodes of $\{(u_j, v_i, v_k) : 1 \leq j \leq m, 1 \leq k \leq n\}$). With reference to Fig. 6, the first of these five 7×5 meshes is that sub-graph in the ‘vertical’ plane containing the nodes (u_1, v_1, v_3) and (u_7, v_1, v_4) (for example), the second is that containing the nodes (u_1, v_2, v_4) and (u_7, v_2, v_5) , and so on. We shall construct, in each of these meshes, a spanning path so that we can join these paths together, using links of $Msw(D; C)$ joining nodes corresponding to $u_m \in U$ and nodes corresponding to $u_1 \in U$ (dotted links, as in Fig. 6), so as to obtain a Hamiltonian cycle in $Msw(D; C)$. In Fig. 6, note how the bold spanning paths of the meshes are joined by dotted links to yield a Hamiltonian path in $Msw(D; C)$ from (u_1, v_1, v_3) to (u_7, v_3, v_1) , and that there is a link $((u_7, v_3, v_1), (u_1, v_1, v_3))$ (not shown).

We require the following simple result. If $a = (i, j) \in \{1, 2, \dots, n\}^2$ then define $a + 1 = (i, j + 1)$, where $n + 1$ is equated with 1 (as we assume in the claim) and define $\tilde{a} = (j, i)$. A simple proof by induction (on i) suffices to prove the claim.

Claim 7. Let $n = 2p + 1 \geq 3$ be odd. Define the sequence $a_1, b_1, a_2, b_2, \dots, a_n, b_n$, where each a_i and b_i is an element of $\{(j, k) : 1 \leq j, k \leq n\}$, as follows:

- $a_1 = (1, p + 1)$;
- for every $i \in \{1, 2, \dots, n\}$, $b_i = a_i + 1$;
- for every $i \in \{2, 3, \dots, n\}$, $a_i = \tilde{b}_{i-1}$.

For every $i \in \{1, 2, \dots, n\}$, if i is odd then $a_i = (\frac{i+1}{2}, p + \frac{i+1}{2})$, and if i is even then $a_i = (p + 1 + \frac{i}{2}, \frac{i}{2})$. In particular, $a_1 = \tilde{b}_n$.

Consider Claim 7 when $n = 5$. We obtain the sequence

$(1, 3), (1, 4), (4, 1), (4, 2), (2, 4), (2, 5), (5, 2), (5, 3), (3, 5), (3, 1)$

with the a_i ’s and b_i ’s defined accordingly.

For some pair $a = (i, j) \in \{1, 2, \dots, n\}^2$, we write (u, v_a) to denote the node (u, v_i, v_j) . Note that there is a link joining (u, v_a) and (u, v_{a+1}) and if (u, u') is a link of H then there is a link joining (u, v_a) and $(u', v_{\tilde{a}})$. In Fig. 6, note how there is a spanning path of: the first mesh from (u_1, v_{a_1}) to (u_7, v_{b_1}) ; the fourth mesh from (u_1, v_{a_2}) to (u_7, v_{b_2}) ; the second mesh from (u_1, v_{a_3}) to (u_7, v_{b_3}) ;

and so on. Note also that there are links $((u_7, v_{b_1}), (u_1, v_{a_2}))$, $((u_7, v_{b_2}), (u_1, v_{a_3}))$, and so on.

In general, if $a_1, b_1, a_2, b_2, \dots, a_n, b_n$ is the sequence as in the statement of Claim 7 then let $f(i)$ be the first component of a_i and b_i (f is well-defined). In particular, f is a permutation of $\{1, 2, \dots, n\}$. For every $i \in \{1, 2, \dots, n\}$, in the mesh induced by the nodes whose second component is $f(i)$, there is a spanning path from node (u_1, v_{a_i}) to node (u_m, v_{b_i}) (this spanning path is obtained by going up and down the columns and across the rows as depicted in Fig. 6). Moreover, for every $i \in \{1, 2, \dots, n - 1\}$, there is a link $((u_m, v_{b_i}), (u_1, v_{a_{i+1}}))$, as well as a link $((u_m, v_{b_n}), (u_1, v_{a_1}))$. Consequently, we obtain a Hamiltonian cycle in $Msw(D; C)$ and so in $Msw(H; G)$. \square

The following is immediate from Lemma 3 and Theorems 4 and 6.

Corollary 8. If H and G are both Hamiltonian graphs then $Msw(H; G)$ is a Hamiltonian network.

Note that the fact that $Msw(H; G)$ can be Hamiltonian when both G and H are not can be viewed positively, with the multiswapped construction enhancing properties of the component networks.

4. Conclusion

In this paper, we have demonstrated that multiswapped networks provide a mechanism for graph composition, as well as further demonstrating the efficacy of multiswapped networks as interconnection networks for parallel computing (and not just in an optoelectronic environment). Our proofs also reinforce the fundamental role of low-dimensional tori in interconnection network design.

There are numerous directions for further research, motivated by the role of multiswapped networks as interconnection networks. For example, from a structural perspective, it would be interesting to consider the embedding of various paths and cycles within multiswapped networks and also the tolerance of multiswapped networks to faults (be these node or link faults), as well as more refined Hamiltonicity properties such as Hamiltonian-connectedness; and from an algorithmic perspective, it would be interesting to develop message-routing and broadcasting protocols in the situations where messages need to be simultaneously routed from one node to a collection of nodes and from a collection of nodes to another collection of nodes (the fact that multiswapped networks are designed to be used in optoelectronic environments could mean that any performance analysis might have to be with respect to specific switching techniques). In short, it would be useful to generalize results on hierarchical crossed cubes to multiswapped networks (we note that previously established results on the connectivity, symmetry and Hamiltonicity of hierarchical crossed cubes from [21,25,26] actually follow from general results here and in [38]).

It is worthwhile mentioning existing research on the Hamiltonicity of Cartesian products of graphs. The Cartesian product of two Hamiltonian graphs is clearly Hamiltonian (the Cartesian product of two cycles, a 2-dimensional torus, is Hamiltonian). Hence, any 3-dimensional torus is clearly Hamiltonian. We reduce the problem of determining the Hamiltonicity of $Msw(H; G)$ (with G and H Hamiltonian) to determining the Hamiltonicity of a subgraph of a 3-dimensional torus where this subgraph is missing many links of the 3-dimensional torus; as we have seen, this situation is much more complex. However, there has been quite a bit of work on necessary and sufficient conditions for the Hamiltonicity of the Cartesian product of two (not necessarily Hamiltonian)

graphs (see, e.g., [10]). Obtaining necessary and sufficient conditions for the Hamiltonicity of $Msw(H; G)$ in terms of properties of G and H is worthy of further study (and [10] might be a good place to start).

Finally, the design of data centre networks (DCNs) is becoming increasingly important as the scale of these networks expands rapidly (some DCNs consist of hundreds of thousands of processors and have footprints of thousands of square metres) so that physically laying out these DCNs is a complex process. Recently-proposed DCNs (such as DCell, BCube and FiConn; see, e.g., [16]) are recursively defined with clusters being recursively interconnected. Multiswapped networks have much potential as blueprints for the design of DCNs: their cluster links will correspond to the links within clusters; and their swap links will correspond to longer inter-cluster links. Of course, it will be important to choose the base graph and the network graph carefully but the theory of multiswapped networks will allow us to better understand the properties of the resulting DCNs. Multiswapped networks also have potential as regards the design of DCNs such as the very recently-proposed DCN FireFly [17] where wireless or optical inter-rack links are added to a DCN. It should be clear as to how the swap links of a multiswapped network can be used to model and design DCNs such as FireFly.

Acknowledgments

The author is indebted to Yonghong Xiang for a number of discussions in relation to the research in this paper and to two anonymous reviewers whose comments significantly improved the exposition. This work was supported by the EPSRC grant 'Interconnection Networks: Practice unites with Theory (INPUT)' EP/K015680/1.

References

- [1] S.G. Akl, *Parallel Computation: Models and Methods*, Prentice Hall, 1997.
- [2] J.A. Aroca, A. Fernandez Anta, Bisection (band)width of product networks with application to data centers, *IEEE Trans. Parallel Distrib. Syst.* 25 (3) (2014) 570–580.
- [3] N. Bessis, S. Sotiriadis, F. Pop, V. Cristea, Optimizing the energy efficiency of message exchanging for service distribution in interoperable infrastructures, in: *Proc. of 4th Int. Conf. on Intelligent Networking and Collaborative Systems*, IEEE, 2012, pp. 105–112.
- [4] W. Chen, W. Xiao, B. Parhami, An efficient construction of node disjoint paths in OTIS networks, in: *Proc. of Advanced Parallel Processing Technologies*, in: *Lecture Notes in Computer Science*, vol. 4847, Springer, 2009, pp. 180–189.
- [5] W. Chen, W. Xiao, B. Parhami, Swapped (OTIS) networks built of connected basis networks are maximally fault tolerant, *IEEE Trans. Parallel Distrib. Syst.* 20 (3) (2009) 361–366.
- [6] D. Coudert, A. Ferreira, X. Munoz, Topologies for optical interconnection networks based on the optical transpose interconnection system, *Appl. Opt.* 39 (17) (2000) 2965–2974.
- [7] W.J. Dally, B. Towles, *Principles and Practices of Interconnection Networks*, Morgan Kaufmann, San Francisco, 2004.
- [8] K. Day, A. Al-Ayyoub, Topological properties of OTIS-networks, *IEEE Trans. Parallel Distrib. Syst.* 13 (4) (2002) 359–366.
- [9] R. Diestel, *Graph Theory*, Springer, Berlin, 2005.
- [10] V.V. Dimakopoulos, L. Palios, A.S. Poulakidas, On the Hamiltonicity of the cartesian product, *Inform. Process. Lett.* 96 (2) (2005) 49–53.
- [11] R. Dong, R. Kresman, A heuristic algorithm for finding edge disjoint cycles in graphs, in: *Proc. 5th Int. Conf. on Software and Data Technologies Vol. 1*, in: *Communications in Computer and Information Science*, vol. 170, Springer, 2013, pp. 191–202.
- [12] J. Duato, S. Yalamanchili, L.M. Ni, *Interconnection Networks: An Engineering Approach*, Morgan Kaufmann, 2002.
- [13] M. Ebrahimi, M. Daneshmandi, J. Plosila, Fault-tolerant routing algorithm for 3D NoC using Hamiltonian path strategy, in: *Proc. of Design, Automation and Test in Europe*, IEEE, 2013, pp. 1601–1604.
- [14] M. Feldman, S. Esener, C. Guest, S. Lee, Comparison between electrical and free-space optical interconnects based on power and speed considerations, *Appl. Opt.* 27 (9) (1988) 1742–1751.
- [15] L. Guo, X. Wang, J. Cao, W. Hou, J. Wu, Y. Li, Local and global Hamiltonian cycle protection algorithm based on abstracted virtual topology in fault-tolerant multi-domain optical networks, *IEEE Trans. Commun.* 58 (3) (2010) 851–859.
- [16] A. Hammadi, L. Mhamdi, A survey on architectures and energy efficiency in data center networks, *Comput. Commun.* 40 (2014) 1–21.
- [17] N. Hamedazimi, Z. Qazi, H.H. Gupta, V. Sekar, S.R. Das, J.P. Longtin, H. Shah, A. Tanwer, FireFly: a reconfigurable wireless data center fabric using free-space optics, in: *Proc. of SIGCOMM, IEEE*, 2014, pp. 319–330.
- [18] H. Hinton, *An Introduction to Photonic Switching Fabrics*, Plenum, New York, 1993.
- [19] J. Hromkovic, R. Klasing, A. Pelc, P. Ruzicka, W. Unger, *Dissemination of Information in Communication Networks*, Springer, Berlin, 2005.
- [20] L.H. Hsu, C.K. Lin, *Graph Theory and Interconnection Networks*, CRC Press, 2008.
- [21] H.-C. Hsu, C.-H. Tsai, C.-H. Tsai, G.-J. Wu, S.-H. Liu, P.-L. Lai, Hierarchical crossed cube: a new interconnection topology, in: *Proc. of 25th Workshop on Combinatorial Mathematics and Computation Theory*, IEEE Computer Society, 2008, pp. 70–79.
- [22] P.K. Jana, D.M. Mallick, OTIS-MOT: an efficient interconnection network for parallel processing, *J. Supercomput.* 59 (2) (2010) 920–940.
- [23] F. Kiamilev, P. Marchand, A. Krishnamoorthy, S. Esener, S. Lee, Performance comparison between optoelectronic and VLSI multistage interconnection networks, *J. Lightwave Technol.* 9 (12) (1991) 1674–1692.
- [24] K. Kutnar, U. Borštnik, D. Janežič, Interconnection networks for parallel molecular dynamics simulation based on Hamiltonian cubic symmetric topology, *J. Math. Chem.* 54 (2) (2009) 372–385.
- [25] P.-L. Lai, H.-C. Hsu, C.-H. Tsai, A systematic algorithm for embedding Hamiltonian cycle in hierarchical crossed cubes, in: *Proc. of 14th Int. Conf. on Computational Science and Engineering*, IEEE Computer Society, 2011, pp. 358–365.
- [26] P.-L. Lai, H.-C. Hsu, C.-H. Tsai, I.A. Stewart, A class of hierarchical graphs as topologies for interconnection networks, *Theoret. Comput. Sci.* 411 (31–33) (2011) 2912–2924.
- [27] F.T. Leighton, *Introduction to Parallel Algorithms and Architecture: Arrays, Trees, Hypercubes*, Morgan Kaufmann, 1992.
- [28] X. Lin, L.M. Ni, Deadlock-free multicast wormhole routing in multicompiler networks, in: *Proc. of 18th Ann. Int. Symp. on Computer Architecture*, ACM, 1991, pp. 116–125.
- [29] K.T. Lucas, P.K. Jana, Sorting and routing on OTIS-mesh of trees, *Parallel Process. Lett.* 20 (2) (2010) 145–154.
- [30] B.A. Mahafzah, S. Azzam, H.A. Nesreen, E.F. Ahmad, T.M. Abu-Kabeer, The OTIS hyper hexa-cell optoelectronic architecture, *Computing* 95 (4) (2012) 411–432.
- [31] B.A. Mahafzah, R.Y. Tahboub, O.Y. Tahboub, Performance evaluation of broadcast and global combine operations in all-port wormhole-routed OTIS-Mesh interconnection networks, *Cluster Comput.* 13 (1) (2010) 87–110.
- [32] G. Marsden, P. Marchand, P. Harvey, S. Esener, Optical transpose interconnection system architectures, *Opt. Lett.* 18 (13) (1993) 1083–1085.
- [33] H.H. Najaf-Abadi, H. Sarbazi-Azad, An empirical performance analysis of minimal and non-minimal routing in cube-based OTIS multicomputers, *J. High Speed Netw.* 16 (2) (2007) 133–155.
- [34] B. Parhami, Swapped interconnection networks: Topological, performance, and robustness attributes, *J. Parallel Distrib. Comput.* 65 (11) (2005) 1443–1452.
- [35] B. Parhami, The Hamiltonicity of swapped (OTIS) networks built of Hamiltonian component networks, *Inform. Process. Lett.* 95 (4) (2005) 441–445.
- [36] T. Shafiei, M.R. Hoseiny-Farahabady, A. Movaghar, H. Sarbazi-Azad, On pancyclicity properties of OTIS-mesh, *Inform. Process. Lett.* 111 (8) (2011) 353–359.
- [37] W. Shi, J. Garcia-Alfaro, J.-P. Corriveau, Searching for a black hole in interconnected networks using mobile agents and tokens, *J. Parallel Distrib. Comput.* 74 (2014) 1945–1958.
- [38] I.A. Stewart, Multiswapped networks and their topological and algorithmic properties, *J. Comput. System Sci.* 79 (8) (2013) 1269–1286.
- [39] C.-F. Wang, *Algorithms for the Otis Optoelectronic Computer* (Ph.D. thesis), University of Florida, 1998.
- [40] X. Wang, A. Erickson, J. Fan, X. Jia, Hamiltonian properties of DCell networks, *Comput. J.* 58 (11) (2015) 2944–2955.
- [41] X. Wang, J. Fan, X. Jia, C.-K. Lin, *Theoret. Comput. Sci.* 609 (2016) 197–210.
- [42] X. Wang, J. Fan, C.-K. Lin, X. Jia, Vertex-disjoint paths in DCell networks, *J. Parallel Distrib. Comput.* 96 (2016) 38–44.
- [43] N.-C. Wang, C.-P. Yen, C.-P. Chu, Multicast communication in wormhole-routed 2D torus networks with Hamiltonian cycle model, *J. Syst. Archit.* 55 (1) (2009) 70–78.
- [44] Y. Xiang, I.A. Stewart, A multipath analysis of biswapped networks, *Comput. J.* 54 (6) (2011) 920–930.
- [45] W. Xiao, W. Chen, M. He, W. Wei, B. Parhami, Biswapped networks and their topological properties, in: *Proc. 8th ACIS Int. Conf. on Software Engineering, Artificial Intelligence, Networking and Parallel/Distributed Computing*, IEEE Computer Society, 2007, pp. 193–198.
- [46] W. Xiao, B. Parhami, W. Chen, M. He, W. Wei, Fully symmetric swapped networks based on bipartite cluster connectivity, *Inform. Process. Lett.* 110 (6) (2010) 211–215.
- [47] W. Xiao, B. Parhami, W. Chen, M. He, W. Wei, Biswapped networks: a family of interconnection architectures with advantages over swapped or OTIS networks, *Int. J. Comput. Math.* 88 (13) (2011) 2669–2684.
- [48] J. Xu, *Topological Structure and Analysis of Interconnection Networks*, Kluwer, 2001.
- [49] L.-C. Ye, J.-R. Liang, Five-round adaptive diagnosis in Hamiltonian networks, *IEEE Trans. Parallel Distrib. Syst.* 26 (9) (2015) 2459–2464.

- [50] C.-H. Yeh, B. Parhami, Hierarchical swapped networks: efficient low-degree alternatives to hypercube and generalized hypercube, in: Proc. Int. Symp. on Parallel Architectures, Algorithms and Networks, IEEE Computer Society, 1996, pp. 90–96.
- [51] C.-H. Yeh, B. Parhami, Recursive hierarchical swapped networks: versatile interconnection architectures for highly parallel systems, in: Proc. 8th IEEE Symp. on Parallel and Distributed Processing, IEEE Computer Society, 1996, pp. 453–460.
- [52] C.-H. Yeh, B. Parhami, Swapped networks: unifying the architectures and algorithms of a wide class of hierarchical parallel processors, in: Proc. of Int. Conf. on Parallel and Distributed Systems, IEEE Computer Society, 1996, pp. 230–237.
- [53] F. Zane, P. Marchand, R. Paturi, S. Esener, Scalable network architectures using the optical transpose interconnection system (OTIS), J. Parallel Distrib. Comput. 60 (5) (2000) 521–538.
- [54] Z. Zhang, Z. Guo, Y. Yang, Bufferless routing in optical Gaussian macrochip interconnect, IEEE Trans. Comput. 63 (11) (2014) 2685–2700.
- [55] C. Zhao, Efficient load balancing on biswapped networks, Cluster Comput. 17 (2) (2014) 403–411.
- [56] C. Zhao, W. Xiao, B. Parhami, Load-balancing on swapped or OTIS networks, J. Parallel Distrib. Comput. 69 (4) (2009) 389–399.



Iain A. Stewart received the M.A. and Ph.D. degrees in mathematics from the University of Oxford in 1983 and the University of London in 1986, respectively. He is currently a professor in the School of Engineering and Computing Sciences, Durham University, UK. Previously, he was a lecturer at the University of Newcastle upon Tyne, a reader at the University of Wales Swansea, and a professor at the University of Leicester, UK. His research interests lie in interconnection networks for parallel and distributed computing, graph theory and algorithms, computational complexity and finite model theory, and theoretical aspects of artificial intelligence and group theory.