

Multi-jet merged top-pair production including electroweak corrections

Christian Gütschow¹, Jonas M. Lindert^{2,a}, Marek Schönherr³

¹ Department of Physics and Astronomy, University College London, Gower Street, London WC1E 6BT, UK

² Department of Physics, Institute for Particle Physics Phenomenology, Durham University, Durham DH1 3LE, UK

³ Theoretical Physics Department, CERN, 1211 Geneva 23, Switzerland

Received: 15 March 2018 / Accepted: 11 April 2018

© The Author(s) 2018

Abstract We present theoretical predictions for the production of top-quark pairs in association with jets at the LHC including electroweak (EW) corrections. First, we present and compare differential predictions at the fixed-order level for $t\bar{t}$ and $t\bar{t} + \text{jet}$ production at the LHC considering the dominant NLO EW corrections of order $\mathcal{O}(\alpha_s^2\alpha)$ and $\mathcal{O}(\alpha_s^3\alpha)$ respectively together with all additional subleading Born and one-loop contributions. The NLO EW corrections are enhanced at large energies and in particular alter the shape of the top transverse momentum distribution, whose reliable modelling is crucial for many searches for new physics at the energy frontier. Based on the fixed-order results we motivate an approximation of the EW corrections valid at the percent level, that allows us to readily incorporate the EW corrections in the MEPS@NLO framework of SHERPA combined with OPENLOOPS. Subsequently, we present multi-jet merged parton-level predictions for inclusive top-pair production incorporating NLO QCD + EW corrections to $t\bar{t}$ and $t\bar{t} + \text{jet}$. Finally, we compare at the particle-level against a recent 8 TeV measurement of the top transverse momentum distribution performed by ATLAS in the lepton + jet channel. We find very good agreement between the Monte Carlo prediction and the data when the EW corrections are included.

1 Introduction

The study of top-quark production and decay plays a key role in the ongoing physics programme of the LHC. Measurements in the different production modes can be used for detailed exploration of top-quark interactions as well as properties such as the top-quark mass, which is one of the fundamental parameters of the Standard Model (SM). At the same time, top-quark production and in particular top-quark pair

production represents an important and challenging background in many searches for physics beyond the Standard Model (BSM). The sensitivity of many of these searches depends in a critical way on the precision of theoretical simulations in particular in the tails of kinematic distributions.

Theoretical predictions for $t\bar{t}$ production (in association with jets) at hadron colliders are indeed very advanced. For on-shell top-quarks higher-order corrections have been calculated fully differentially up to NNLO in the strong coupling [1, 2] and up to NLO in the EW coupling [3–8]. These calculations have also been combined within a joint setup [9, 10]. In fact, here also the subleading one-loop corrections, first considered in [8], have been included. Considering $t\bar{t}$ production in association with additional jets, for $t\bar{t} + \text{jet}$ [11, 12], $t\bar{t} + 2 \text{ jets}$ [13–17] and even $t\bar{t} + 3 \text{ jets}$ [18] higher-order corrections are known at NLO QCD reducing the otherwise significant theoretical uncertainties in the modelling of top-pair plus multi-jet signatures, relevant for $t\bar{t}H$ and new-physics searches. Beyond the on-shell approximation, NLO QCD corrections for combined $t\bar{t}$ production and decay have first been studied in the narrow-width-approximation (NWA) [6, 19, 20] and later also fully off-shell based on the $W^+W^-b\bar{b}$ final-state with off-shell leptonic [21–25] and semi-leptonic [26] decays. Including off-shell leptonic decays also the NLO EW corrections are known [27]. Furthermore, NLO QCD corrections to top-pair production in association with an additional jet combining corrections in production and decay have been computed in the NWA [28] and also fully off-shell with leptonic decays [29]. Finally, in [8, 9] the photon-initiated production of top-quark pairs has been studied.

Particle-level Monte Carlo generators matching NLO QCD matrix elements to parton showers have been available for quite some time for inclusive $t\bar{t}$ production [30, 31] and since more recently for $t\bar{t} + \text{jet}$ [32–34] and $t\bar{t} + 2 \text{ jet}$ [35–40] production. In fact, in [38] a unified description of top-pair plus

^a e-mail: jonas.lindert@gmail.com

multi-jet production has been presented merging $t\bar{t} + 0, 1, 2$ jets at NLO QCD within the MEPS@NLO framework of SHERPA+OPENLOOPS [41–43]. The NLO QCD computation for combined top-pair production and decay in the NWA has been matched to parton showers [44], and the matching of fully off-shell NLO QCD top-pair production including leptonic decays was presented in [45]. The latter required the development of a modified resonance-aware NLO matching scheme [46].

Experimental cross-section measurements for top-pair production at the LHC are similarly advanced. After initial measurement at the inclusive cross section level [47–52], where very good agreement with perturbative calculations at the NNLO + NNLL level in QCD [1, 53, 54] has been observed, the attention in the study of top-pair production has shifted towards detailed differential measurements, see e.g. [55–63]. One of the most important observables in $t\bar{t}$ production, in particular relevant for beyond the Standard Model searches at the energy frontier, is the transverse momentum distribution of (reconstructed) top quarks. Different measurements of this observables consistently indicate that the top quark transverse momentum distribution at low p_T is well predicted by the employed Monte Carlo programs, both in normalisation and shape, but these predictions exceed the data at high p_T . Comparing these measurements at the unfolded parton level to differential NNLO QCD predictions [2], this excess has been alleviated. This indicates the relevance of including higher jet multiplicities for the modelling of the top transverse momentum spectrum at large p_T . At the same time at large p_T the higher-order EW corrections are enhanced due to the appearance of EW Sudakov logarithms [3–8, 27] yielding shape distortions at the level of -10% for $p_{T,\text{top}} = 1$ TeV.

In this paper we present multi-jet merged predictions for top-pair production including QCD and EW corrections. To this end, we first present the original calculation of $t\bar{t}$ + jet production at NLO EW, i.e. the corrections of $\mathcal{O}(\alpha_s^3\alpha)$, and we also consider the subleading one-loop corrections of $\mathcal{O}(\alpha_s^2\alpha^2)$ and $\mathcal{O}(\alpha_s\alpha^3)$. We compare these corrections with the corresponding ones for inclusive $t\bar{t}$ production. This comparison allows to estimate non-factorising NNLO mixed QCD-EW contributions to $t\bar{t}$ production. Furthermore, we present predictions merging $t\bar{t}$ and $t\bar{t}$ + jet production at NLO QCD + EW within the MEPS@NLO multi-jet merging framework in SHERPA combined with OPENLOOPS, incorporating the EW corrections in an approximation [64] that we show holds at the one percent level. In this approximation, the dominant virtual NLO EW corrections are incorporated exactly, while the NLO QED bremsstrahlung is first integrated out and subsequently incorporated via YFS multi-photon emission [65]. Finally, we compare the resulting MEPS@NLO QCD + EW_{virt} predictions, including spin-correlation preserving top-quark decays at LO, for the

reconstructed top-quark transverse momentum distribution at particle-level against a recent measurement performed by ATLAS in the lepton + jet channel at 8 TeV, based on a selection of top-quark candidates in the boosted regime [59]. We find very good agreement between the Monte Carlo prediction and the data when the EW corrections are included.

The structure of this paper is as follows. In Sect. 2 we present fixed-order predictions for $t\bar{t}$ and $t\bar{t}$ + jet production including all one-loop electroweak corrections. In Sect. 3 we present the methodology of incorporating the NLO EW corrections in the MEPS@NLO framework. Resulting predictions at parton- and particle-level merging the zero and one jet multiplicities at NLO QCD + EW are presented in Sect. 4. We conclude in Sect. 5.

2 Electroweak corrections for $pp \rightarrow t\bar{t} + 0, 1$ jet

In the following we present electroweak corrections to the processes

$$pp \rightarrow t\bar{t} \quad \text{and} \quad pp \rightarrow t\bar{t} + \text{jet}, \quad (2.1)$$

which are described at leading order (LO) at $\mathcal{O}(\alpha_s^2)$ and $\mathcal{O}(\alpha_s^3)$, respectively. Additionally, there are subleading Born contributions of $\mathcal{O}(\alpha_s\alpha)$ and $\mathcal{O}(\alpha^2)$ to $pp \rightarrow t\bar{t}$ production and of $\mathcal{O}(\alpha_s^2\alpha)$ and $\mathcal{O}(\alpha_s\alpha^2)$ to $pp \rightarrow t\bar{t}$ + jet production.¹ The $\mathcal{O}(\alpha_s\alpha)$ contribution to $t\bar{t}$ production is strongly suppressed as only b -quark-initiated processes contribute where diagrams involving a t -channel W^\pm exchange interfere with diagrams involving an s -channel gluon. All other contributions vanish due to their colour structure. In $t\bar{t}$ + jet production all $q\bar{q}$ channels contribute at both subleading Born orders.

At the one-loop level the electroweak corrections comprise $\mathcal{O}(\alpha_s^2\alpha)$, $\mathcal{O}(\alpha_s\alpha^2)$ and $\mathcal{O}(\alpha^3)$ contributions to $t\bar{t}$ production, and $\mathcal{O}(\alpha_s^3\alpha)$, $\mathcal{O}(\alpha_s^2\alpha^2)$ and $\mathcal{O}(\alpha_s\alpha^3)$ contributions to $t\bar{t}$ + jet production. Customarily, the leading one-loop electroweak contributions are denoted as NLO EW corrections, i.e. the relative corrections of $\mathcal{O}(\alpha)$ with respect to the LO processes. At large energies these contributions develop a logarithmic enhancement that factorises from the respective LO contributions [67–69].

In order to introduce the notation, we define the components of a $\mathcal{O}(\alpha_s^i\alpha^j)$ Born-level computation as

$$d\sigma_{ij}^{\text{LO}} = d\Phi_B B_{ij}(\Phi_B) \quad (2.2)$$

¹ In our calculation we do not consider photon induced processes. As shown in [9] these contribute only at the one percent level for $t\bar{t}$ production given PDFs based on the LUXqed methodology [66] are used. We verified that this also holds for $t\bar{t}$ + jet production, where relative contributions of photon-induced production are even smaller compared to $t\bar{t}$ production.

Therein, B_{ij} is the $\mathcal{O}(\alpha_s^i \alpha^j)$ matrix element including all PDF and symmetry/averaging factors and $d\Phi_B$ is its accompanying phase-space configuration. As a shorthand notation corresponding predictions are denoted as LO_{ij} . Correspondingly, we define a one-loop correction of $\mathcal{O}(\alpha_s^i \alpha^j)$ as

$$d\sigma_{ij}^{\Delta NLO} = d\Phi_B \tilde{V}_{ij}(\Phi_B) + d\Phi_R R_{ij}(\Phi_R). \tag{2.3}$$

Here, R_{ij} and $d\Phi_R$ denote the corresponding real-emission matrix element and phase space, respectively, while \tilde{V}_{ij} contains the virtual correction V_{ij} as well as the collinear counterterm of the PDF mass factorisation. Again as a short-hand notation these one-loop corrections are denoted as ΔNLO_{ij} .

All these contributions to $t\bar{t}$ and $t\bar{t} + \text{jet}$ production can readily be computed within the SHERPA+OPENLOOPS framework.² In this framework the virtual corrections are computed with the OPENLOOPS amplitude provider [70–72], which implements a very fast hybrid tree-loop recursion to construct and compute one-loop scattering amplitudes in the full SM. For the integral reduction OPENLOOPS is interfaced with COLLIER [73] and CUTTOOLS [74]. The tree-level matrix elements as well as the infrared subtraction, process management and phase-space integration of all contributing partonic channels, are provided by SHERPA through its tree-level matrix element generator AMEGIC [75]. In SHERPA, infrared divergences are subtracted using a generalisation of the Catani–Seymour scheme [76–81], used previously in [64, 72, 82–85], and include the appropriate initial state mass factorisation counter terms. Cross-checks of the renormalised pole coefficients of the virtual corrections computed by OPENLOOPS and the infrared poles supplied by SHERPA have been performed and excellent agreement has been found.

For our predictions of $t\bar{t}$ and $t\bar{t} + \text{jet}$ production we choose input parameters in accordance with Table 1. The electroweak coupling α is fixed and renormalised according to the G_μ -scheme, $\alpha = \frac{\sqrt{2}}{\pi} G_\mu \left| \mu_W^2 \sin^2_{\theta_w} \right|$, guaranteeing an optimal description of pure SU(2) interactions at the EW scale. Here, μ_W denotes the complex-valued W mass, with $\mu_V^2 = m_V^2 - i\Gamma_V m_V$ and θ_w the equally complex valued weak mixing angle, derived from the ratio μ_W/μ_Z . The massive vector bosons and the Higgs are renormalised in the complex-mass scheme [86], while the top-quark is kept stable and correspondingly renormalised in the on-shell scheme. The introduction of finite widths for the massive vector bosons is mandatory due to the appearance of otherwise singular resonant internal propagators in the bremsstrahlung to $t\bar{t} + \text{jet}$ production. As renormalisation and factorisation scales for the strong coupling α_s we use

Table 1 Numerical values of input parameters. While the masses are taken from [88], the widths are obtained from state-of-the-art calculations

$G_\mu = 1.1663787 \times 10^{-5} \text{ GeV}^2$	
$m_W = 80.385 \text{ GeV}$	$\Gamma_W = 2.0897 \text{ GeV}$
$m_Z = 91.1876 \text{ GeV}$	$\Gamma_Z = 2.4955 \text{ GeV}$
$m_h = 125 \text{ GeV}$	$\Gamma_h = 4.07 \text{ MeV}$
$m_t = 173.2 \text{ GeV}$	$\Gamma_t = 0$

$$\mu = \mu_R = \mu_F = \frac{1}{2}(E_{T,t} + E_{T,\bar{t}}), \tag{2.4}$$

where $E_{T,t/\bar{t}}$ denotes the transverse energy of the top/antitop. In the predictions for top-pair plus jet production we recombine collinear photon–quark pairs within a cone of $R_{\gamma q} < 0.1$ and cluster jets according to the anti- k_T algorithm implemented in FASTJET [87] and require

$$p_{T,j} > 30 \text{ GeV}, \quad \text{and} \quad |\eta_j| < 4.5. \tag{2.5}$$

Jets with a photonic energy fraction larger than $z_{\text{thr}} = 0.5$ are discarded. No phase space cuts are applied to the final state top quarks.

We work in the five-flavour scheme and use the NNPDF3.0nnlo PDF set [89] with $\alpha_s = 0.118$ interfaced through LHAPDF6 [90]. The initial state QED evolution we thereby neglect has been shown to be negligible for $t\bar{t}$ production [8]. Here we present results for the LHC at a centre-of-mass energy of 13 TeV. The relative electroweak corrections are fairly insensitive to the choices of μ_R and μ_F . They slightly depend on the centre-of-mass energy: for larger energies the relative contribution of the gg channel, which receives smaller EW corrections, increases with respect to the $q\bar{q}$ channel. Thus, the relative EW corrections are slightly (at the percent level) larger at 8 TeV compared to 13 TeV, see also [5].

In Fig. 1 we show the NLO EW corrections together with the effect of the subleading Born and one-loop contributions to the top quark transverse momentum and the $t\bar{t}$ invariant mass in $t\bar{t}$ and $t\bar{t} + \text{jet}$ production. We find that the NLO EW corrections exhibit the expected electroweak Sudakov-like shape. They are small at low transverse momenta and invariant masses and continuously grow to reach about $-10(20)\%$ at a top-quark transverse momentum of 1(2) TeV and about $-5(10)\%$ at $t\bar{t}$ invariant masses of 2(4) TeV, respectively. The NLO EW corrections to the $t\bar{t} + \text{jet}$ process reproduce those to the inclusive $t\bar{t}$ process to very high accuracy in these observables. Their ratio never exceeding a few percent. Thus, for the considered inclusive observables the electroweak corrections factorise to a very good approximation with respect to additional jet activity. This finding supports a multiplicative combination of QCD and NLO EW correc-

² The extension of these tools to provide higher-order electroweak corrections will very soon be publicly released.

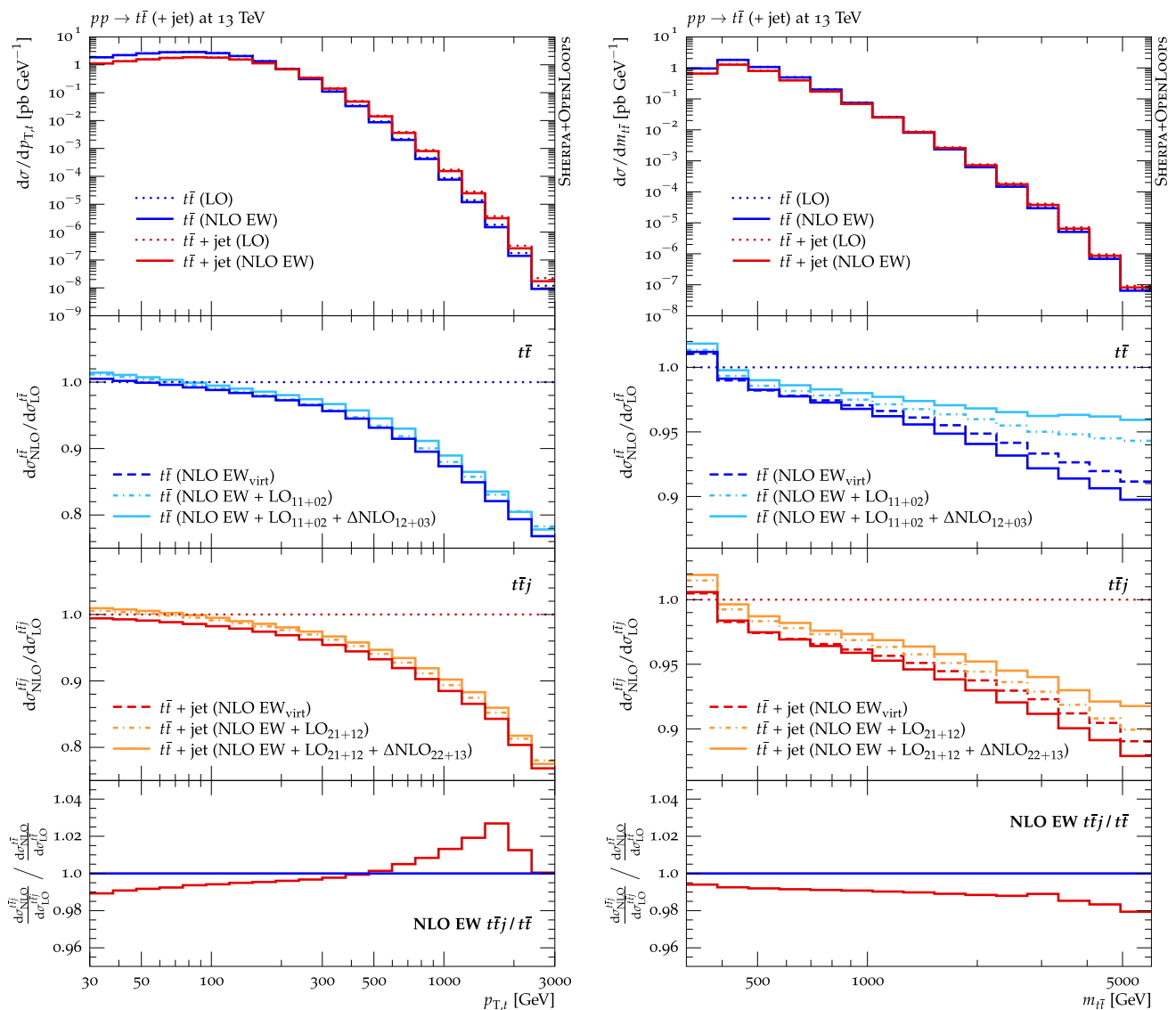


Fig. 1 Top quark transverse momentum (left) and top-antitop invariant mass (right) in inclusive $t\bar{t}$ production (blue) and $t\bar{t}$ + jet production (red) at NLO EW at 13 TeV at the LHC. In $t\bar{t}$ + jet we require $p_{T,t} > 30$ GeV. The top panel shows the differential cross section, while the three lower panels show, from top to bottom, the subleading Born and higher-order corrections to inclusive $t\bar{t}$ production and $t\bar{t}$ + jet production, respectively. Subleading Born and one-loop contributions are

shown with lighter shades of the colour of the respective processes, dashed lines containing only the subleading Born contributions and solid lines containing all subleading Born and one-loop contributions. The lowest panel shows the ratio of the NLO EW corrections to the two processes. Corrections based on the NLO EW_{virt} approximation are shown as the dashed line of the same colour as the exact NLO EW result

tions in inclusive $t\bar{t}$ production. However, for less inclusive observables, for example due to requirements on additional hard jet activity, such a factorization of QCD and EW effects is less motivated.

In Fig. 1 subleading Born and one-loop contributions are shown with lighter shades of the colour of the respective processes, dash-dotted lines containing only the subleading Born contributions and solid lines containing all subleading Born and one-loop contributions. The subleading Born and one-loop orders contribute only at the percent level to the transverse momentum distribution, both for $t\bar{t}$ and $t\bar{t}$ + jet

production. In particular, while for both $t\bar{t}$ and $t\bar{t}$ + jet the subleading Born contributions (LO₁₁ and LO₂₁, respectively) are negligible, the inclusion of the sub-subleading Born contributions (LO₀₂ and LO₁₂, respectively) increase the cross section an almost constant $\approx 1\%$. On the other hand, for the invariant mass of the $t\bar{t}$ -pair these subleading Born contributions show a different behaviour for inclusive $t\bar{t}$ production and $t\bar{t}$ production in association with a jet. While for the latter we again observe an almost constant increase of the cross section by 1–2%, there is a clear shape distortion induced in the case of inclusive $t\bar{t}$ production. Here, for $m_{t\bar{t}} > 2$ TeV

the subleading Born contributions, largely dominated by the LO_{02} contribution, amount to $\approx \frac{1}{2}$ the NLO EW correction, only with opposite sign. The resulting compensation needs to be accounted for. Here, the subleading one-loop corrections are dominated by the ΔNLO_{12} contributions and can in some sense be understood as the NLO QCD corrections to the sub-subleading Born LO_{02} . For the case of $b\bar{a}rj$ production, here we want to note that the $\mathcal{O}(\alpha_s^2\alpha^2)$ bremsstrahlung also comprises ttV production with $V \rightarrow q\bar{q}$ decays, where $V = \{W^\pm, Z\}$. Thus, in principle care has to be taken when such processes are considered as separate backgrounds in BSM searches. However, these subleading one-loop corrections contribute only at the percent level, with an increasing effect at very large $m_{t\bar{t}}$.

In Fig. 1 we also investigate the quality of the so-called EW_{virt} approximation [64] defined as

$$d\sigma^{NLOEW_{virt}} = d\Phi_B \left[B_{(n+2)0}(\Phi_B) + V_{(n+2)1}(\Phi_B) + \int_1 d\Phi_1 R_{(n+2)1}^{approx}(\Phi_B \cdot \Phi_1) \right], \quad (2.6)$$

where n denotes the jet multiplicity in $t\bar{t} + n$ jet production. We define the approximated real-emission contribution $R_{(n+2)1}^{approx}$ such that its integral over the real-emission phase space equals the standard Catani–Seymour I-operator. This approximation is both finite and local in the Born phase space and can hence be easily applied as a corrective weight in the multijet merging introduced in Sect. 3. By construction, it is expected to correctly reproduce the exact NLO EW corrections in the Sudakov limit, but also contain important non-logarithmic terms extending its validity in practice.

In Fig. 1 the result using this approximation is detailed as the dashed line of the same colour as the exact NLO EW result. We find generally very good agreement, especially for the transverse momenta of the top quark in both $t\bar{t}$ and $t\bar{t} + \text{jet}$ production. Small differences are found for the invariant mass of the $t\bar{t}$ -pair at values larger than 1 TeV, growing to relative difference of 1% at 5 TeV.

Finally, Fig. 2 details the higher-order EW corrections to the leading jet transverse momentum in $t\bar{t} + \text{jet}$ production. Similar but smaller corrections as in the top transverse momentum distribution are observed. In particular, we find NLO EW corrections of about -10% at 2 TeV. Subleading Born and one-loop corrections are marginally relevant, i.e. they contribute below one percent. Again, we observe a very good agreement of the $NLOEW_{virt}$ approximation with the exact NLO EW result.

3 MEPS@NLO QCD + EW_{virt}

To illustrate how electroweak corrections can easily be embedded in the multijet merging techniques used in the

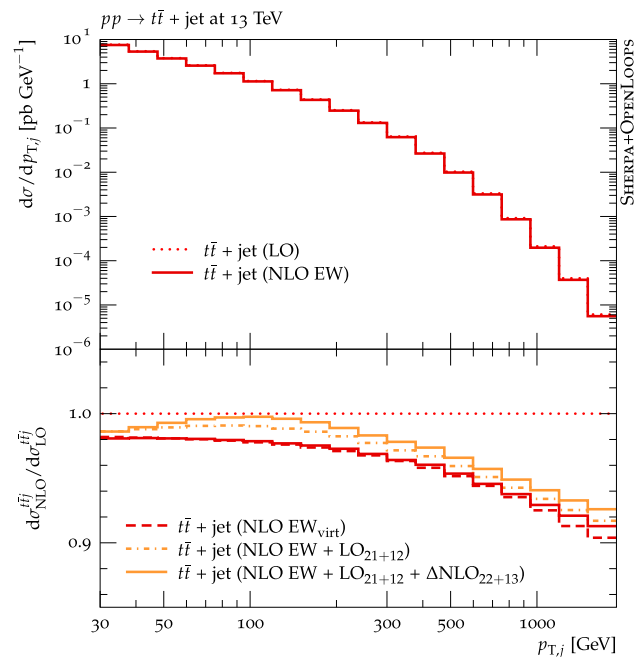


Fig. 2 Leading jet transverse momentum in $t\bar{t} + \text{jet}$ production at NLO EW at 13 TeV at the LHC. The top panel shows the differential cross section, while the lower panel shows the subleading Born and one-loop electroweak corrections. Colour and line coding as in Fig. 1

SHERPA Monte Carlo event generator, we start with a schematic review of the MEPS method [41–43, 91–94]. The aim is to generate inclusive event samples with a variable jet multiplicity, wherein the hardest $n = 0, 1, \dots, n_{max}$ jets, according to a measure Q_n , are described by the respective n -jet matrix elements at LO or NLO accuracy. A resolution criterion, Q_{cut} , is introduced to separate the n -jet state from the $n + 1$ -jet state. Thus, in every matrix element $Q_1 > \dots > Q_n > Q_{cut}$ holds.

In the leading order formulation of this merging method [41], MEPS@LO, the exclusive cross section with exactly $n < n_{max}$ jets reads

$$d\sigma_n^{MEPS@LO} = d\Phi_n B_n(\Phi_n) \Theta(Q_n - Q_{cut}) \mathcal{F}_n(\mu_Q^2; < Q_{cut}). \quad (3.1)$$

As in Sect. 2, B_n is the relevant Born matrix element including all PDF and symmetry/averaging factors, and Φ_n is the n -jet phase space configuration. Throughout, only the LO contribution, $\mathcal{O}(\alpha_s^{2+n})$ for $t\bar{t} + n$ jet production, are considered. The Θ -function ensures that all jets are resolved. Finally, the parton shower generating functional $\mathcal{F}_n(\mu_Q^2; < Q_{cut})$ applies a truncated vetoed parton shower to the n -jet configuration, ensuring that all emissions fall into the unresolved region, $Q < Q_{cut}$. For the highest multiplicity process, $n = n_{max}$, the veto is relaxed to $Q_{n_{max}}$ to arrive at a fully inclusive description. Through its veto it also applies a Sudakov form factor weight to the n -jet configuration, resum-

ming the hierarchy of reconstructed parton shower branchings $\mu_Q^2 = t_0, t_1, \dots, t_n$. Together with the CKKW scale choice, $\mu_R = \mu_{\text{CKKW}}$, defined through [91,95]

$$\alpha_s^{2+n}(\mu_{\text{CKKW}}^2) = \alpha_s^2(\mu_{\text{core}}^2) \cdot \alpha_s(t_1) \dots \alpha_s(t_n), \tag{3.2}$$

and $\mu_F = \mu_Q = \mu_{\text{core}}$ a smooth transition across Q_{cut} is ensured. The core scale is chosen as [37,38]

$$\mu_{\text{core}} = \frac{1}{2} \left(\frac{1}{\hat{s}} + \frac{1}{m_t^2 - \hat{t}} + \frac{1}{m_t^2 - \hat{u}} \right)^{-\frac{1}{2}}. \tag{3.3}$$

on the reconstructed core $2 \rightarrow 2$ process.

When upgrading the theoretical accuracy of the input n -jet cross section to NLO QCD accuracy one arrives at the MEPS@NLO method [42,43]. Its exclusive n -jet cross sections, with $n < n_{\text{max}}^{\text{NLO}}$, are defined as

$$\begin{aligned} d\sigma_n^{\text{MEPS@NLO}} = & \left[d\Phi_n \bar{B}_n(\Phi_n) \bar{\mathcal{F}}_n(\mu_Q^2; < Q_{\text{cut}}) \right. \\ & \left. + d\Phi_{n+1} H_n(\Phi_{n+1}) \Theta(Q_{\text{cut}} - Q_{n+1}) \mathcal{F}_{n+1}(\mu_Q^2; < Q_{\text{cut}}) \right] \\ & \times \Theta(Q_n - Q_{\text{cut}}), \end{aligned} \tag{3.4}$$

based on the MC@NLO expressions of [96–98]. Therein, the \bar{B}_n term are the so-called MC@NLO standard events describing the production of n resolved partons with $Q_n > Q_{\text{cut}}$ at matrix-element level including virtual corrections. The $(n + 1)$ -th emission is generated through a fully colour- and spin-correlated one-step parton shower $\bar{\mathcal{F}}_n$ [96], restricted to the unresolved region. The \bar{B}_n function takes the form

$$\begin{aligned} \bar{B}_n(\Phi_n) = & B_n(\Phi_n) + \tilde{V}_n(\Phi_n) \\ & + \int d\Phi_1 D_n(\Phi_n, \Phi_1) \Theta(\mu_Q^2 - t_{n+1}). \end{aligned} \tag{3.5}$$

wherein $\tilde{V}_n(\Phi_n)$ consisting of virtual QCD corrections and initial-state collinear mass-factorisation counterterms and D_n is the evolution kernel of $\bar{\mathcal{F}}_n$ [42] and the Θ -function restricts the parton shower phase space. The H_n term, on the other hand, corresponds to so-called MC@NLO hard events. Its purpose is to correct the approximate emission pattern of the $\bar{\mathcal{F}}_n$ resummation kernels and guarantee NLO QCD accuracy. It is thus also subject to the $(Q_{n+1} < Q_{\text{cut}})$ requirement. Again, for $n = n_{\text{max}}^{\text{NLO}} = n_{\text{max}}$, the requirement on the $(n + 1)$ -th emission is relaxed to $Q_{n_{\text{max}}}$. The H_n function takes the form

$$H_n(\Phi_{n+1}) = R_n(\Phi_{n+1}) - D_n(\Phi_{n+1}) \Theta(\mu_Q^2 - t_{n+1}), \tag{3.6}$$

wherein $R_n(\Phi_{n+1})$ denotes the real-emission matrix elements.

It is possible to set $n_{\text{max}}^{\text{NLO}} < n_{\text{max}}$, i.e. describing only the $n_{\text{max}}^{\text{NLO}}$ lowest jet multiplicities at NLO QCD accuracy and

adding the next $n_{\text{max}} - n_{\text{max}}^{\text{NLO}}$ jet multiplicities at leading order. The resulting MENLOPS method [43,94,99] use Eq. (3.4) to describe the multiplicities described at NLO QCD. The subsequent LO multiplicities with $n = n_{\text{max}}^{\text{NLO}} + k$ ($k > 0$) are defined through

$$\begin{aligned} d\sigma_n^{\text{(MENLOPS)}} = & d\Phi_n k_{n_{\text{max}}^{\text{NLO}}}(\Phi_{n_{\text{max}}^{\text{NLO}}}(\Phi_n)) B_n(\Phi_n) \\ & \times \Theta(Q_n - Q_{\text{cut}}) \mathcal{F}_n(\mu_Q^2; < Q_{\text{cut}}) \end{aligned} \tag{3.7}$$

i.e. it supplies the MEPS@LO expression of Eq. (3.1) with the local K -factor, defined on the highest multiplicity described at NLO QCD,

$$k_n(\Phi_n) = \frac{\bar{B}_n(\Phi_n)}{B_n(\Phi_n)} \left(1 - \frac{H_n(\Phi_{n+1})}{B_{n+1}(\Phi_{n+1})} \right) + \frac{H_n(\Phi_{n+1})}{B_{n+1}(\Phi_{n+1})}. \tag{3.8}$$

This expression expands to $\mathcal{O}(\alpha_s)$ such that the leading order accuracy of the n -jet sample is not affected. Here $\Phi_{n_{\text{max}}^{\text{NLO}}}(\Phi_n)$ denotes the projection of the n -jet phase space on the $n_{\text{max}}^{\text{NLO}}$ -jet one, taken from the identified cluster history constructed during the identification of the emission scales t_i [41]. This K -factor is constructed such that the combination of the exclusive $n_{\text{max}}^{\text{NLO}}$ -jet process at NLO QCD and the inclusive $(n_{\text{max}}^{\text{NLO}} + 1)$ -jet process at LO reproduces the inclusive $n_{\text{max}}^{\text{NLO}}$ -jet process at NLO QCD exactly and, thus, minimises discontinuities across Q_{cut} . The inclusion of additional jet multiplicities at LO is in particular relevant for the reliable modelling of $t\bar{t}$ + multijet signatures in BSM background simulations.

In order to incorporate approximate NLO EW corrections in the MEPS@NLO framework we replace the usual NLO QCD \bar{B}_n function of Eq. (3.5) with [64]

$$\begin{aligned} \bar{B}_{n,\text{QCD+EW}}(\Phi_n) = & \bar{B}_n(\Phi_n) + V_{n,\text{EW}}(\Phi_n) \\ & + I_{n,\text{EW}}(\Phi_n) + B_{n,\text{sub}}(\Phi_n). \end{aligned} \tag{3.9}$$

incorporating NLO EW corrections in the EW_{virt} approximation defined in Eq. (2.6), together with subleading Born contributions $B_{n,\text{sub}}$. Again, $V_{n,\text{EW}}(\Phi_n)$ and $I_{n,\text{EW}}(\Phi_n)$ represent the renormalised virtual corrections of $\mathcal{O}(\alpha_s^{2+n}\alpha)$ and the approximate real emission corrections of the same order, integrated over the real emission phase space, in the form of the NLO EW generalisation of the Catani–Seymour **I** operator, respectively, as discussed in Sect. 2.

In the multijet merged setup, the real emission corrections as well as the additional LO multiplicities are supplied by COMIX [100] and then showered using the CSSHOWER [101] based on Catani–Seymour splitting kernels. In the following, we perform both a technical validation of the presented algorithm at parton-level and then compare the full particle-level

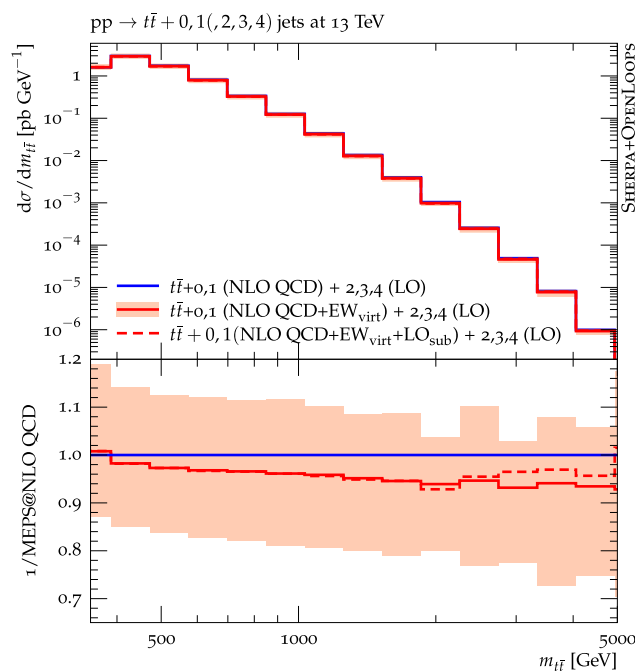
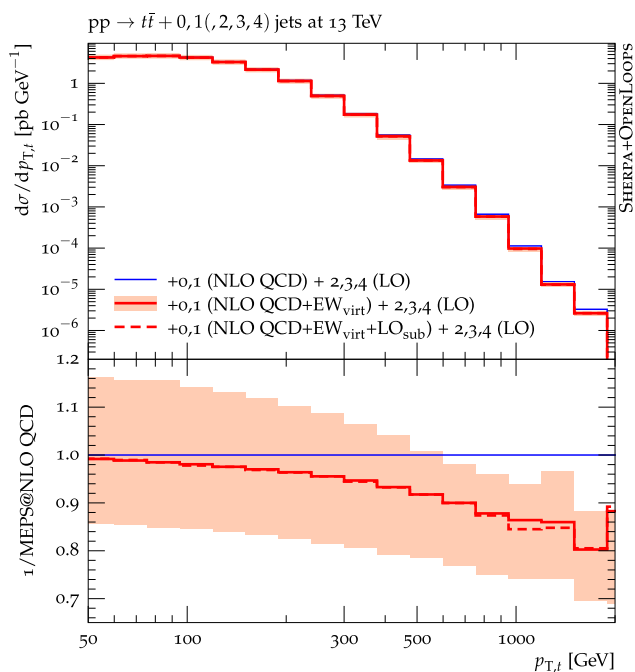


Fig. 3 Top-quark transverse momentum distribution (left) and top-antitop invariant mass (right) at parton-level with stable tops for the LHC with 13 TeV. Compared are MEPS@NLO QCD and MEPS@NLO QCD

+ EW_{virt} predictions and the effect of subleading Born contributions. Error bands are due to QCD scale variations

simulation including spin correlated LO top-quark decays against data.

4 Results

In Figs. 3 and 4 we present parton-level multi-jet merged MEPS@NLO QCD + EW_{virt} predictions at the LHC with 13 TeV. Here the top quark is treated as stable and no non-perturbative effects are included. Input parameters and settings are chosen as detailed in Sect. 2. We merge $t\bar{t}$ plus zero and one jet production based on NLO matrix elements including $\mathcal{O}(\alpha_s)$ QCD corrections and $\mathcal{O}(\alpha)$ EW corrections in the EW_{virt} approximation. In all merged predictions we choose $Q_{cut} = 30$ GeV.³ The effect of additionally including the subleading Born contributions of $\mathcal{O}(\alpha_s^{1+n}\alpha)$ and $\mathcal{O}(\alpha_s^n\alpha^2)$ in the merging is shown explicitly. In order to allow for a direct comparison with the corresponding fixed-order results we chose renormalisation and factorisation scales according to Eq. (2.4). The shown error bands indicate resulting factor-2 QCD scale variations. In the ratio of the MEPS@NLO QCD + EW_{virt} predictions over the MEPS@NLO QCD predictions we recover EW correction factors consistent with the fixed-

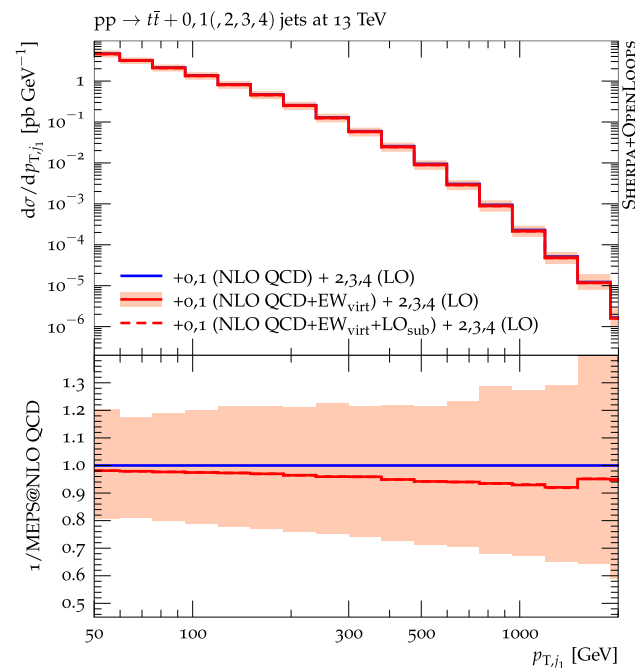


Fig. 4 Leading jet transverse momentum distribution at the LHC with 13 TeV comparing MEPS@NLO QCD and MEPS@NLO QCD + EW_{virt} parton-level predictions. Error bands are due to QCD scale variations

³ In Appendix B of [64] it was shown that even for the prediction of observables in the multi-TeV regime the associated uncertainty related to variations of the merging scale are very small.

order results presented in Sect. 2. The same also holds for the effect of the subleading Born contributions.

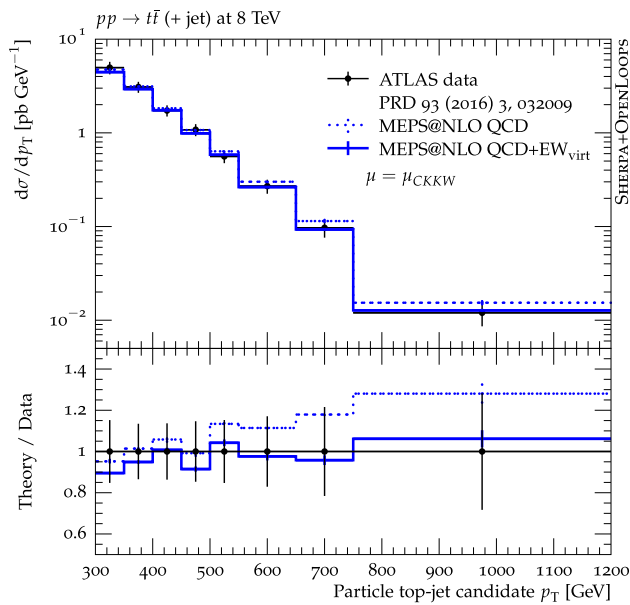


Fig. 5 Comparison of the MEPS@NLO QCD and MEPS@NLO QCD + EW_{virt} predictions for the transverse momentum distribution of hadronically decaying top candidates against an 8 TeV ATLAS measurement in the lepton + jets channel based on a boosted top selection [59]

Finally, in Fig. 5 we present full particle-level MEPS@NLOQCD + EW_{virt} predictions for multijet-merged top-pair production including spin-correlated top quark decays [102] in the semileptonic decay channel. Here, also non-perturbative effects due to multiple interaction simulation [103], hadronisation [104] and hadron decays, as well as higher-order QED effects included through the soft-photon resummation of [65] have been included. These predictions are compared to experimental data taken by the ATLAS experiment [59] at the LHC at 8 TeV measuring the transverse momentum distribution of reconstructed top-quark candidates. The corresponding analysis is implemented in RIVET [105] and entails a reconstruction of the transverse momentum of the hadronically decaying top-quark candidates with $p_T > 300$ GeV. In this measurement, the boosted top-quark candidate is identified as a single large-radius jet ($R = 1.0$) using jet substructure techniques.

We find a significant improvement of the agreement between MC simulation and data when electroweak corrections are included, although the statistical prowess of the data sample as well as the high- p_T reach are limited in this measurement.

5 Conclusions

In this paper we have presented the first predictions for top-pair plus jet production including Born and one-loop EW

corrections. We compared these corrections with the ones for top-pair production and overall found a universal behaviour indicating a factorisation of the EW corrections with respect to additional jet radiation for inclusive observables. Subsequently, based on the MEPS@NLO multijet merging framework in SHERPA combined with OPENLOOPS, we derived parton- and particle-level predictions for inclusive top-pair production including NLO QCD and EW corrections. The EW corrections are incorporated in an approximation, based on exact virtual NLO EW contributions combined with integrated-out QED bremsstrahlung. We showed that this approximation is able to reproduce the full NLO EW result for $t\bar{t}$ and $t\bar{t}$ + jet production at the percent level. Comparing our predictions against a recent measurement for the top-quark p_T -spectrum performed by ATLAS in the lepton + jet channel we find very good agreement between the NLO multi-jet merged Monte Carlo predictions and data when the EW corrections are included.

Acknowledgements We thank Frank Krauss and Stefano Pozzorini for useful conversations. The latter we also thank for valuable comments on the manuscript. This work has received funding from the European Union's Horizon 2020 research and innovation programme as part of the Marie Skłodowska-Curie Innovative Training Network MCnetITN3 (Grant Agreement no. 722104).

Open Access This article is distributed under the terms of the Creative Commons Attribution 4.0 International License (<http://creativecommons.org/licenses/by/4.0/>), which permits unrestricted use, distribution, and reproduction in any medium, provided you give appropriate credit to the original author(s) and the source, provide a link to the Creative Commons license, and indicate if changes were made. Funded by SCOAP³.

References

1. M. Czakon, P. Fiedler, A. Mitov, Phys. Rev. Lett. **110**, 252004 (2013). [arXiv:1303.6254](https://arxiv.org/abs/1303.6254)
2. M. Czakon, D. Heymes, A. Mitov, Phys. Rev. Lett. **116**(8), 082003 (2016). [arXiv:1511.00549](https://arxiv.org/abs/1511.00549)
3. J.H. Kühn, A. Scharf, P. Uwer, Eur. Phys. J. C **51**, 37–53 (2007). [arXiv:hep-ph/0610335](https://arxiv.org/abs/hep-ph/0610335)
4. W. Bernreuther, M. Fuecker, Z.-G. Si, Phys. Rev. D **74**, 113005 (2006). [arXiv:hep-ph/0610334](https://arxiv.org/abs/hep-ph/0610334)
5. J.H. Kühn, A. Scharf, P. Uwer, Phys. Rev. D **91**(1), 014020 (2015). [arXiv:1305.5773](https://arxiv.org/abs/1305.5773)
6. W. Bernreuther, Z.-G. Si, Nucl. Phys. B **837**, 90–121 (2010). [arXiv:1003.3926](https://arxiv.org/abs/1003.3926)
7. W. Hollik, D. Pagani, Phys. Rev. D **84**, 093003 (2011). [arXiv:1107.2606](https://arxiv.org/abs/1107.2606)
8. D. Pagani, I. Tsinikos, M. Zaro, Eur. Phys. J. C **76**(9), 479 (2016). [arXiv:1606.01915](https://arxiv.org/abs/1606.01915)
9. M. Czakon, D. Heymes, A. Mitov, D. Pagani, I. Tsinikos, M. Zaro, JHEP **10**, 186 (2017). [arXiv:1705.04105](https://arxiv.org/abs/1705.04105)
10. M. Czakon, D. Heymes, A. Mitov, D. Pagani, I. Tsinikos, M. Zaro. [arXiv:1711.03945](https://arxiv.org/abs/1711.03945)
11. S. Dittmaier, P. Uwer, S. Weinzierl, Phys. Rev. Lett. **98**, 262002 (2007). [arXiv:hep-ph/0703120](https://arxiv.org/abs/hep-ph/0703120)

12. K. Melnikov, M. Schulze, Nucl. Phys. B **840**, 129–159 (2010). [arXiv:1004.3284](#)
13. A. Bredenstein, A. Denner, S. Dittmaier, S. Pozzorini, Phys. Rev. Lett. **103**, 012002 (2009). [arXiv:0905.0110](#)
14. A. Bredenstein, A. Denner, S. Dittmaier, JHEP **03**, 021 (2010). [arXiv:1001.4006](#)
15. G. Bevilacqua, M. Czakon, C.G. Papadopoulos, R. Pittau, M. Worek, JHEP **09**, 109 (2009). [arXiv:0907.4723](#)
16. G. Bevilacqua, M. Czakon, C.G. Papadopoulos, M. Worek, Phys. Rev. Lett. **104**, 162002 (2010). [arXiv:1002.4009](#)
17. G. Bevilacqua, M. Czakon, C.G. Papadopoulos, M. Worek, Phys. Rev. D **84**, 114017 (2011). [arXiv:1108.2851](#)
18. S. Höche, P. Maierhöfer, N. Moretti, S. Pozzorini, E. Siebert, Eur. Phys. J. C **77**(3), 145 (2017). [arXiv:1607.06934](#)
19. K. Melnikov, M. Schulze, JHEP **08**, 049 (2009). [arXiv:0907.3090](#)
20. J.M. Campbell, R.K. Ellis, J. Phys. G **42**(1), 015005 (2015). [arXiv:1204.1513](#)
21. G. Bevilacqua, M. Czakon, A. van Hameren, C.G. Papadopoulos, JHEP **02**, 083 (2011). [arXiv:1012.4230](#)
22. A. Denner, S. Dittmaier, S. Kallweit, S. Pozzorini, Phys. Rev. Lett. **106**, 052001 (2011). [arXiv:1012.3975](#)
23. A. Denner, S. Dittmaier, S. Kallweit, S. Pozzorini, JHEP **10**, 110 (2012). [arXiv:1207.5018](#)
24. F. Cascioli, S. Kallweit, P. Maierhöfer, S. Pozzorini, Eur. Phys. J. C **74**(3), 2783 (2014). [arXiv:1312.0546](#)
25. R. Frederix, Phys. Rev. Lett. **112**(8), 082002 (2014). [arXiv:1311.4893](#)
26. A. Denner, M. Pellen, JHEP **02**, 013 (2018). [arXiv:1711.10359](#)
27. A. Denner, M. Pellen, JHEP **08**, 155 (2016). [arXiv:1607.05571](#)
28. K. Melnikov, A. Scharf, M. Schulze, Phys. Rev. D **85**, 054002 (2012). [arXiv:1111.4991](#)
29. G. Bevilacqua, H.B. Hartanto, M. Kraus, M. Worek, Phys. Rev. Lett. **116**(5), 052003 (2016). [arXiv:1509.09242](#)
30. S. Frixione, P. Nason, B.R. Webber, JHEP **08**, 007 (2003). [arXiv:hep-ph/0305252](#)
31. S. Frixione, P. Nason, G. Ridolfi, JHEP **09**, 126 (2007). [arXiv:0707.3088](#)
32. A. Kardos, C. Papadopoulos, Z. Trocsanyi, Phys. Lett. B **705**, 76–81 (2011). [arXiv:1101.2672](#)
33. S. Alioli, S.-O. Moch, P. Uwer, JHEP **01**, 137 (2012). [arXiv:1110.5251](#)
34. M. Czakon, H.B. Hartanto, M. Kraus, M. Uwer, JHEP **06**, 033 (2015). [arXiv:1502.00925](#)
35. A. Kardos, Z. Trocsanyi, J. Phys. G **41**, 075005 (2014). [arXiv:1303.6291](#)
36. F. Cascioli, P. Maierhöfer, N. Moretti, S. Pozzorini, F. Siebert, Phys. Lett. B **734**, 210–214 (2014). [arXiv:1309.5912](#)
37. S. Höche, J. Huang, G. Luisoni, M. Schönherr, J. Winter, Phys. Rev. D **88**(1), 014040 (2013). [arXiv:1306.2703](#)
38. S. Höche, F. Krauss, P. Maierhöfer, S. Pozzorini, M. Schönherr, F. Siebert, Phys. Lett. B **748**, 74–78 (2015). [arXiv:1402.6293](#)
39. G. Bevilacqua, M.V. Garzelli, A. Kardos. [arXiv:1709.06915](#)
40. T. Jezo, J.M. Lindert, N. Moretti, S. Pozzorini. [arXiv:1802.00426](#)
41. S. Höche, F. Krauss, S. Schumann, F. Siebert, JHEP **05**, 053 (2009). [arXiv:0903.1219](#)
42. S. Höche, F. Krauss, M. Schönherr, F. Siebert, JHEP **04**, 027 (2013). [arXiv:1207.5030](#)
43. T. Gehrmann, S. Hoche, F. Krauss, M. Schönherr, F. Siebert, JHEP **01**, 144 (2013). [arXiv:1207.5031](#)
44. J.M. Campbell, R.K. Ellis, P. Nason, E. Re, JHEP **04**, 114 (2015). [arXiv:1412.1828](#)
45. T. Jezo, J.M. Lindert, P. Nason, C. Oleari, S. Pozzorini, Eur. Phys. J. C **76**(12), 691 (2016). [arXiv:1607.04538](#)
46. T. Jezo, P. Nason, JHEP **12**, 065 (2015). [arXiv:1509.09071](#)
47. CMS Collaboration, S. Chatrchyan et al., JHEP **11**, 067 (2012). [arXiv:1208.2671](#)
48. CMS Collaboration, S. Chatrchyan et al., JHEP **02**, 024 (2014). [arXiv:1312.7582](#). [Erratum: JHEP 02, 102 (2014)]
49. ATLAS Collaboration, G. Aad et al., Eur. Phys. J. C **74**(10), 3109 (2014). [arXiv:1406.5375](#). [Addendum: Eur. Phys. J. C 76, no. 11, 642 (2016)]
50. CMS Collaboration, V. Khachatryan et al., Phys. Rev. Lett. **116**(5), 052002 (2016). [arXiv:1510.05302](#)
51. ATLAS Collaboration, M. Aaboud et al., Phys. Lett. B **761**, 136–157 (2016). [arXiv:1606.02699](#). [Erratum: Phys. Lett. B 772, 879 (2017)]
52. ATLAS, CMS Collaboration, A.K. Nayak, PoS CKM **2016**, 117 (2017)
53. M. Cacciari, M. Czakon, M. Mangano, A. Mitov, P. Nason, Phys. Lett. B **710**, 612–622 (2012). [arXiv:1111.5869](#)
54. M. Beneke, P. Falgari, S. Klein, C. Schwinn, Nucl. Phys. B **855**, 695–741 (2012). [arXiv:1109.1536](#)
55. CMS Collaboration, S. Chatrchyan et al., Eur. Phys. J. C **73**(3), 2339 (2013). [arXiv:1211.2220](#)
56. ATLAS Collaboration, G. Aad et al., Phys. Rev. D **90**(7), 072004 (2014). [arXiv:1407.0371](#)
57. ATLAS Collaboration, G. Aad et al., JHEP **06**, 100 (2015). [arXiv:1502.05923](#)
58. CMS Collaboration, V. Khachatryan et al., Eur. Phys. J. C **75**(11), 542 (2015). [arXiv:1505.04480](#)
59. ATLAS Collaboration, G. Aad et al., Phys. Rev. D **93**(3), 032009 (2016). [arXiv:1510.03818](#)
60. CMS Collaboration, V. Khachatryan et al., Phys. Rev. D **95**(9), 092001 (2017). [arXiv:1610.04191](#)
61. CMS Collaboration, A.M. Sirunyan et al. [arXiv:1708.07638](#)
62. ATLAS Collaboration, M. Aaboud et al., Eur. Phys. J. C **77**(5), 292 (2017). [arXiv:1612.05220](#)
63. ATLAS Collaboration, M. Aaboud et al. [arXiv:1801.02052](#)
64. S. Kallweit, J.M. Lindert, P. Maierhöfer, S. Pozzorini, M. Schönherr, JHEP **04**, 021 (2016). [arXiv:1511.08692](#)
65. M. Schönherr, F. Krauss, JHEP **12**(1), 018 (2008). [arXiv:0810.5071](#)
66. A.V. Manohar, P. Nason, G.P. Salam, G. Zanderighi, JHEP **12**, 046 (2017). [arXiv:1708.01256](#)
67. A. Denner, S. Pozzorini, Eur. Phys. J. C **18**, 461–480 (2001). [arXiv:hep-ph/0010201](#)
68. A. Denner, S. Pozzorini, Eur. Phys. J. C **21**, 63–79 (2001). [arXiv:hep-ph/0104127](#)
69. A. Denner, B. Jantzen, S. Pozzorini, JHEP **11**, 062 (2008). [arXiv:0809.0800](#)
70. F. Cascioli, P. Maierhöfer, S. Pozzorini, Phys. Rev. Lett. **108**, 111601 (2012). [arXiv:1111.5206](#)
71. The OPENLOOPS one-loop generator by F. Cascioli, J. Lindert, P. Maierhöfer and S. Pozzorini is publicly available at <http://openloops.hepforge.org>
72. S. Kallweit, J.M. Lindert, P. Maierhöfer, S. Pozzorini, M. Schönherr, JHEP **04**, 012 (2015). [arXiv:1412.5157](#)
73. A. Denner, S. Dittmaier, L. Hofer, Comput. Phys. Commun. **212**, 220–238 (2017). [arXiv:1604.06792](#)
74. G. Ossola, C.G. Papadopoulos, R. Pittau, JHEP **03**, 042 (2008). [arXiv:0711.3596](#)
75. F. Krauss, R. Kuhn, G. Soff, JHEP **02**, 044 (2002). [arXiv:hep-ph/0109036](#)
76. S. Catani, M.H. Seymour, Nucl. Phys. B **485**, 291–419 (1997). [arXiv:hep-ph/9605323](#). [Erratum: Nucl. Phys. B 510, 503 (1998)]
77. S. Dittmaier, Nucl. Phys. B **565**, 69–122 (2000). [arXiv:hep-ph/9904440](#)
78. S. Catani, S. Dittmaier, M.H. Seymour, Z. Trocsanyi, Nucl. Phys. B **627**, 189–265 (2002). [arXiv:hep-ph/0201036](#)
79. T. Gleisberg, F. Krauss, Eur. Phys. J. C **53**, 501–523 (2008). [arXiv:0709.2881](#)

80. S. Dittmaier, A. Kabelschacht, T. Kasprzik, Nucl. Phys. B **800**, 146–189 (2008). [arXiv:0802.1405](#)
81. M. Schönherr Eur. Phys. J. C **78**(2), 119 (2018). [arXiv:1712.07975](#)
82. B. Biedermann, S. Bräuer, A. Denner, M. Pellen, S. Schumann, J.M. Thompson, Eur. Phys. J. C **77**, 492 (2017). [arXiv:1704.05783](#)
83. S. Kallweit, J.M. Lindert, S. Pozzorini, M. Schönherr, JHEP **11**, 120 (2017). [arXiv:1705.00598](#)
84. M. Chiesa, N. Greiner, M. Schönherr, F. Tramontano, JHEP **10**, 181 (2017). [arXiv:1706.09022](#)
85. N. Greiner, M. Schönherr, JHEP **01**, 079 (2018). [arXiv:1710.11514](#)
86. A. Denner, S. Dittmaier, M. Roth, L.H. Wieders, Nucl. Phys. B **724**, 247–294 (2005). [arXiv:hep-ph/0505042](#). [Erratum: Nucl. Phys. B 854, 504 (2012)]
87. M. Cacciari, G.P. Salam, G. Soyez, Eur. Phys. J. C **72**, 1896 (2012). [arXiv:1111.6097](#)
88. Particle Data Group Collaboration, K.A. Olive et al., Chin. Phys. C **38**, 090001 (2014)
89. NNPDF Collaboration, R.D. Ball et al., JHEP **04**, 040 (2015). [arXiv:1410.8849](#)
90. A. Buckley, J. Ferrando, S. Lloyd, K. Nordström, B. Page, M. Rüfenacht, M. Schönherr, G. Watt, Eur. Phys. J. C **75**, 132 (2015). [arXiv:1412.7420](#)
91. S. Catani, F. Krauss, R. Kuhn, B.R. Webber, JHEP **11**, 063 (2001). [arXiv:hep-ph/0109231](#)
92. L. Lönnblad, JHEP **05**, 046 (2002). [arXiv:hep-ph/0112284](#)
93. E. Krauss, JHEP **08**, 015 (2002). [arXiv:hep-ph/0205283](#)
94. S. Höche, F. Krauss, M. Schönherr, F. Siegert, JHEP **08**, 123 (2011). [arXiv:1009.1127](#)
95. E. Bothmann, M. Schönherr, S. Schumann, Eur. Phys. J. C **76**(11), 590 (2016). [arXiv:1606.08753](#)
96. S. Höche, F. Krauss, M. Schönherr, F. Siegert, JHEP **09**, 049 (2012). [arXiv:1111.1220](#)
97. S. Höche, F. Krauss, M. Schönherr, F. Siegert, Phys. Rev. Lett. **110**(5), 052001 (2013). [arXiv:1201.5882](#)
98. S. Höche, M. Schönherr, Phys. Rev. D **86**, 094042 (2012). [arXiv:1208.2815](#)
99. S. Höche, F. Krauss, S. Pozzorini, M. Schönherr, J.M. Thompson, K.C. Zapp, Phys. Rev. D **89**(9), 093015 (2014). [arXiv:1403.7516](#)
100. T. Gleisberg, S. Höche, JHEP **12**, 039 (2008). [arXiv:0808.3674](#)
101. S. Schumann, F. Krauss, JHEP **03**, 038 (2008). [arXiv:0709.1027](#)
102. S. Höche, S. Kuttimalai, S. Schumann, F. Siegert, Eur. Phys. J. C **75**(3), 135 (2015). [arXiv:1412.6478](#)
103. A. De Roeck, H. Jung (eds.), *HERA and the LHC: A Workshop on the Implications of HERA for LHC Physics: Proceedings Part A* (CERN, Geneva, 2005)
104. J.-C. Winter, F. Krauss, G. Soff, Eur. Phys. J. C **36**, 381–395 (2004). [arXiv:hep-ph/0311085](#)
105. A. Buckley, J. Butterworth, L. Lönnblad, D. Grellscheid, H. Hoeth, J. Monk, H. Schulz, F. Siegert, Comput. Phys. Commun. **184**, 2803–2819 (2013). [arXiv:1003.0694](#)