

In search for classification and selection of spare parts suitable for additive manufacturing: A literature review

Abstract: This paper reviews the literature on additive manufacturing (AM) technologies and equipment, and spare parts classification criteria to propose a systematic process for selecting spare parts which are suitable for AM. This systematic process identifies criteria that can be used to select spare parts that are suitable for AM. The review found that there is limited research that addresses identifying processes for spare parts selection for AM, even though companies have identified this to be a key challenge in adopting AM. Seven areas for future research are identified relating to the methodology of spare parts selection for AM, processes for cross-functional integration in selecting spare parts for AM, broadening the spare parts portfolio that is suitable for AM (by considering usage of AM in conjunction with conventional technologies), and potential impact of AM on product modularity and integrality.

Keywords: classification and selection of spare parts, additive manufacturing, literature review

In search for classification and selection of spare parts suitable for additive manufacturing: A literature review

1. Introduction

Additive manufacturing (AM) can be economically attractive, particularly for low volume spare parts production. ~~This is because AM as it~~ provides flexibility in producing spare parts as and when needed, unlike conventional manufacturing, wherein high volumes and therefore, higher inventories are needed, to recoup high initial investments in tooling (D'Aveni, 2015). For example, Lego, the Danish toy manufacturer spends 20 million Euros on spare parts for their equipment, and they estimated a potential saving of 1.2 million Euros by producing some of those spare parts using AM. Such savings are possible as large majority of those spare parts are consumed in very low quantities over the last 5 years with some having no consumption at all, but Lego is forced to keep inventories because of minimum order quantities requirements as dictated by suppliers of those spare parts (Hadar, 2018). Also, companies like Daimler have started using AM for spare parts manufacturing. Daimler initially used AM to make spare parts for older trucks. After it became proficient with the technology, it started producing specialized parts for newer low-volume truck models as well. As the number of segments served grows, and the number of units sold per segment increases, there will be need for enough parts to be produced to become a profitable aspect of the business (D'Aveni, 2018).

Spare parts management is especially challenging because it ~~is a context involving~~ involves high variety, low volume parts (Danaset al., 2006; Knofius et al., 2016). ~~This context and~~ is often also characterized by high service requirements coupled with extremely sporadic and unpredictable demand patterns. The financial impact in case of stock-outs, and the prices for individual parts often tend to be high (Cohen and Ernst, 1988; Durão et al., 2017; Huiskonen 2001). The unpredictable demand of spare parts, together with distributed locations for where the spare parts are needed (Khajavi, Partanen, and Holmström, 2014), further

complicates inventory planning and demand forecasting. Also, traditional statistical-based demand forecasting methods cannot handle this intermittent demand (Bergman et al. 2017). As a result, there is an increased risk of either holding too high or too low inventory levels, as well as risks of stocking parts which could become obsolete over time (Wagner and Lindemann, 2008). Therefore, it is common practice to hedge against stock-outs by incurring large investments in spare parts inventories of critical parts (Bergman et al. 2017).

~~Management of spare part inventories is further complicated when OEMs decide to stop production of certain parts, resulting in discontinued supply of spare parts that are still in use. In such a case, the customer can end up being forced to tie up significant working capital in spare parts inventories. This is typically done using a last time buy's (LTB) approach, in which a final batch is purchased from OEMs to ensure continuing high levels of service. Carrying such high inventory levels of spare parts that are expensive also results in high depreciation and obsolescence costs, all of which could impede the profitability for companies (de Souza et al. 2011).~~

Additive manufacturing (AM) has been identified as having the potential of manufacturing spare parts with an advantage of providing faster delivery without holding high inventory levels (Pérès and Noyes, 2006; Holmström et al., 2010; Holmström and Partanen, 2014). Use of AM for spare parts manufacturing is potentially useful in industries that face penalties or negative consequences for late deliveries (Holmström et al., 2017). Such industrial contexts include replacement parts for mining, oil exploration firms (Weller et al., 2015), and wind energy farms, to name a few. In all these cited cases, site locations tend to be remote and production downtimes could be costly (Lipson and Kurman, 2013). Usage of AM in the spare parts supply chain has been studied by several authors (see Muir and Haddud, 2018; Ghadge et al. 2018; Li et al. 2017; Holmström et al., 2016; Zanardini et al. 2016; Khajavi et al., 2014). Applying AM technologies in after-sales service supply chains can support the maintenance

process of advanced capital goods throughout their lifecycles, which often spans several decades (Knofius et al., 2016).

The AM domain area has attracted the attention of few research studies, including literature reviews. For example, Khorram, Niaki and Nonino (2017) in their literature review on the topic identified the following eight major research streams in AM: i) AM technology selection; ii) supply chain considerations; iii) product design considerations; iv) production cost models; v) environmental aspects; vi) strategic challenges; vii) manufacturing systems, and viii) open-source innovation/business models and economics. Gardan (2016) reviewed the most prominent AM technologies, and identified new trends relating to new applications, topological optimisation, file exchange and development of standards. Uriondo et al. (2015) provided a review of present and future applications of AM for the aerospace sector. As can be seen from these research works, even though the topic of AM is relatively new, there is already an emerging body of literature on the topic.

Despite these studies on AM, there has been little attention paid to the issue of selection of spare parts that are suitable for AM. In fact, only a limited number of applications of AM for after-sales service supply chains have been reported in the literature (Knofius et al., 2016). This lack of attention paid to spare parts manufacturing that is suitable for AM can be potentially explained due to a lack of awareness of the capabilities of AM among supply chain professionals, logisticians, and design engineers, all of whom are responsible in some way to address logistical issues to improve after-sales service supply chains (Knofius, van der Heijden, and Zijm, 2016). A key challenge faced by companies that are considering adopting AM for spare parts manufacturing is the difficulty in identifying the most suitable parts which can be produced using AM (Chaudhuri et al., 2017). AM is suitable for spare parts manufacturing but will require investments in generating the printable files of the spare parts, which should offset the inventory costs over the life time of usage of these parts (Holweg, 2015). Hence, the

companies who are willing to explore the possibility of using AM for spare parts manufacturing must first identify the most appropriate spare parts, that are suitable for AM. Thus, there is a need for systematic research on classifying spare parts, and then understanding the characteristics that make the classified spare parts, most suitable for AM. This research addresses these needs by specifically raising and addressing the following research questions:

- (1) What are the specific AM technologies and equipment that can be used to produce different spare parts?
- (2) What criteria can be used to first classify the spare parts?
- (3) How can the classified spare parts, that are most suitable for AM, be identified?

2. Systematic Literature Review

2.1. Review process

To ensure transparency and reproducibility, a systematic review methodology was applied. The overall structure of this review is tailored similar to reported structured literature reviews in the field of operations and supply chain management (Cooper 1988; Seuring and Gold 2012; Tranfield et al., 2003; Vom Brocke et al. 2009). This structure consists of three iterative stages: (1) planning the review; (2) conducting the review; and (3) reporting and dissemination. The first stage requires defining the literature search strategy, for the literature review by using a common taxonomy (Cooper, 1988 and Vom Brocke et al., 2009). The second stage conducts the content analysis of the resulting literature, as per established guidelines (Seuring and Gold 2012). The third stage pertains to synthesizing the findings, ~~also as per established guidelines~~ (Tranfield et al., 2003).

2.1.1. Planning the review

The initial stages of a systematic review may be iterative, consisting of a process of definition, clarification, and refinement (Tranfield, Denyer, and Smart 2003). Prior to the structured

review, significant time was invested in conducting a non-structured explorative literature search. The non-structured explorative literature search was carried to identify topics and keywords of common occurrence. ~~Through the initial non-structured exploratory literature searches, it became evident that a vast amount of literature exists within each of the individual core disciplines that this study touches upon.~~ This experience stressed the need to begin with a broad conceptualization of the topical areas (such as supply chain, spare parts and AM) including assessment of gaps where knowledge may be needed (Vom Brocke et al., 2009). Therefore, a conceptual framework as shown in figure 1, was developed to focus the literature review in a directed fashion. The literature search in this study was conducted using the databases EBSCO, ProQuest, and Science Direct due to their extensive coverage of literature and their high reputation within the core subject areas.

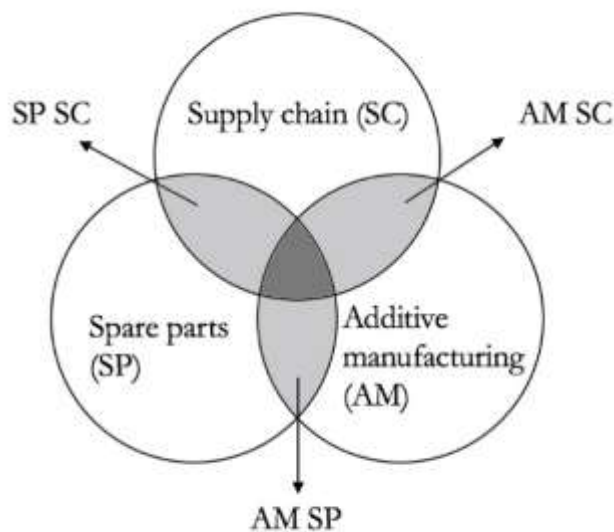


Figure 1. Concept mapping of core subject areas

2.1.2. Conducting the review

Keywords were identified through an unstructured literature search. From the identified keywords, the appropriate search strings were identified, by combining keywords including

synonyms with Boolean search modifiers and operators. Table 1 contains the search strings for each domain of interest, the databases where the search strings were used, and a specification scheme for the search fields for each database. As can be observed, a fourth search string was also added to identify those criteria based on which a classification scheme for parts can be developed.

Table 1: Core subject area, search strings, databases and search fields

Core subject area	Search strings	Databases	Search field
Additive Manufacturing & Spare Parts	("additive manufacturing" OR "direct manufacturing" OR "3d printing" OR "3d-printing" OR "3-d printing" OR "digital manufacturing" OR "rapid manufacturing" OR "three-dimensional printing" OR "three dimensional printing" OR "freeform fabrication" OR "solid free form fabrication" OR "rapid prototyping" OR "additive fabrication" OR "additive production" OR "generative manufacturing") AND ("spare part" OR "spare parts" OR "replacement part" OR "replacement parts" OR "service part" OR "service parts" OR "repair part" OR "repair parts")	EBSCO	Abstract
		ProQuest	Anywhere except full text
		Science Direct	Abstract, title, keywords
		EBSCO	Abstract

Additive Manufacturing & Supply Chain	("additive manufacturing" OR "direct manufacturing" OR "3d printing" OR "3d-printing" OR "3-d printing" OR "digital manufacturing" OR "rapid manufacturing" OR "three-dimensional printing" OR "three dimensional printing" OR "freeform fabrication" OR "solid free form fabrication" OR "rapid prototyping" OR "additive fabrication" OR "additive production" OR "generative manufacturing") AND ("supply chain" OR "supply chains")	ProQuest	Anywhere except full text
		Science Direct	Abstract, title, keywords
Spare Parts & Supply Chain	("spare part" OR "spare parts" OR "replacement part" OR "replacement parts" OR "service part" OR "service parts" OR "repair part" OR "repair parts") AND ("supply chain" OR "supply chains")	EBSCO	Abstract
		ProQuest	Anywhere except full text
		Science Direct	Abstract, title, keywords
Spare Parts & Classification	("spare part" OR "spare parts" OR "replacement part" OR "replacement parts" OR "service part" OR "service parts" OR "repair part" OR "repair parts") AND ("classification" OR "segmentation" OR "ABC")	EBSCO	Abstract
		ProQuest	Anywhere except full text
		Science Direct	Abstract, title, keywords

1. The column 'Search field' is unique for each database, explaining the difference among them.

Only scholarly, i.e., peer reviewed journal articles were used in this review. Practitioner magazines or newspaper articles were not included. The search strings were used to perform literature search in the selected databases. The resulting literature from the search were either

included or excluded for further assessment (Tranfield et al., 2003). The inclusion and exclusion process was divided into subsequent stages with specific criteria for their inclusion or exclusion. The criteria used are reported in Table 2.

Table 2. Criteria used for the inclusion/exclusion process

Phase	Inclusion and/or exclusion criteria
1	Execution of literature searches with developed search strings.
2	Exclusion of non-available papers and duplicates within each search string.
3	Exclusion of duplicates across search strings to establish a new search category (AM + SP + SC) containing papers appearing under all three search strings.
4	Execution of abstract assessments, and exclusion of papers without relevance.
5	Execution of full-read assessments, and exclusion of papers without relevance
6	Execution of backwards literature search based on a content analysis of the resulting papers from phase 5.

In phase 1 of conducting the review, 623 papers were identified from the three databases using the developed search strings. In phase 2, duplicate papers *within* each search string were removed from the results. In phase 3, duplicates were removed *across* search strings. For example, fourteen papers appeared in the three search strings presented in the conceptual model shown in Figure 1. In phase 4, the abstracts were read to exclude papers that did not focus on metal or plastic parts. This is because the initial review found that these papers were vastly different and had little to no relevance to our research questions. In phase 5, the above criteria from phase 4 were reused along with an exclusion criteria relating to the direct relevance of the papers to the research questions. In phase 6, a content-based backward literature search was conducted in which papers from the reference list of the already selected papers were evaluated for relevance to the research questions. To manage subjectivity between individual researchers,

exclusion phase 4-6 was conducted jointly via mutual discussions among the first and second authors of this paper. The papers' relevance in relation to the research questions was the primary criteria used for exclusion/inclusion decisions. The outcome after the inclusion and exclusion process was a set of papers to be further analysed. Table 3 provides a detailed overview of the literature gathered from each search string, and the outcome of each phase. In phase 4, assessments of abstracts were performed on 312 papers that emerged from phase 3. In phase 5, full assessments, i.e., reading the paper in full, were performed on the 186 papers that emerged from phase 4. After the full-read assessment in phase 5, 57 papers qualified for the content analysis. Inter-rater reliability to assess the validity of the inclusion of papers was calculated (Voss, et al., 2002). Both the raters decided to include 57 papers and exclude 546 papers while there were disagreements on remaining 20 papers. After discussing the remaining 20 papers with the other three authors, it was decided to include the 57 papers for review. Thus, Inter-rater reliability calculated using Cohen's κ was 82.6. In addition to these papers, 45 more papers were captured through the backward literature search process. Overall, papers that were identified to be related to the classification criteria accounted for the vast majority of included papers. Appendix 1 reports the final list of included papers in this literature review.

Table 3: Outcome of inclusion/exclusion phase 1-7 related to each search category

	1 st	2 nd	3 rd	4 th	5 th	6 th	Total
AM + SP	52	35	21	8	6		6
AM + SC	187	95	81	61	25		25
SP + SC	274	156	142	78	7		7
AM + SP + SC			14	10	7		7
SP + Classification	110	58	54	29	12		12
Backwards						45	45
Outcome	623	344	312	186	57	45	102

2.1.3. Dissemination outlets over time

The characteristics of the literature selected from each core subject area are illustrated in Figure 2 and Figure 3 in terms of the number of publications over time, and the publication outlets. The papers' year of publication ranged from 1986 to 2017, with a significant increase in publications in recent years (Figure 2). A large contributor to this was the increased focus on the impact of AM in supply chain management. Several journals are represented as dissemination outlets for research on AM (Figure 3).

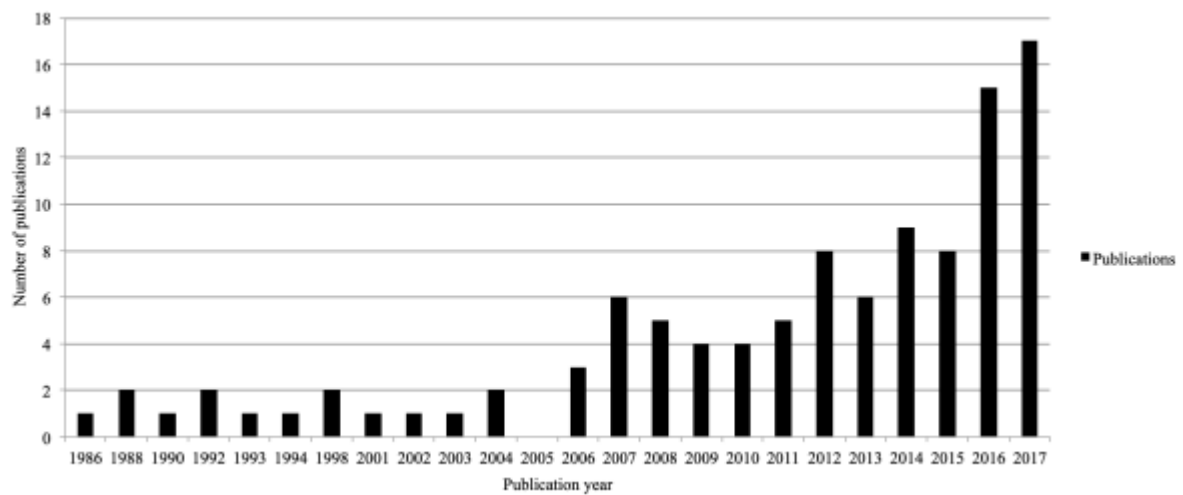


Figure 2. Distribution of literature over time

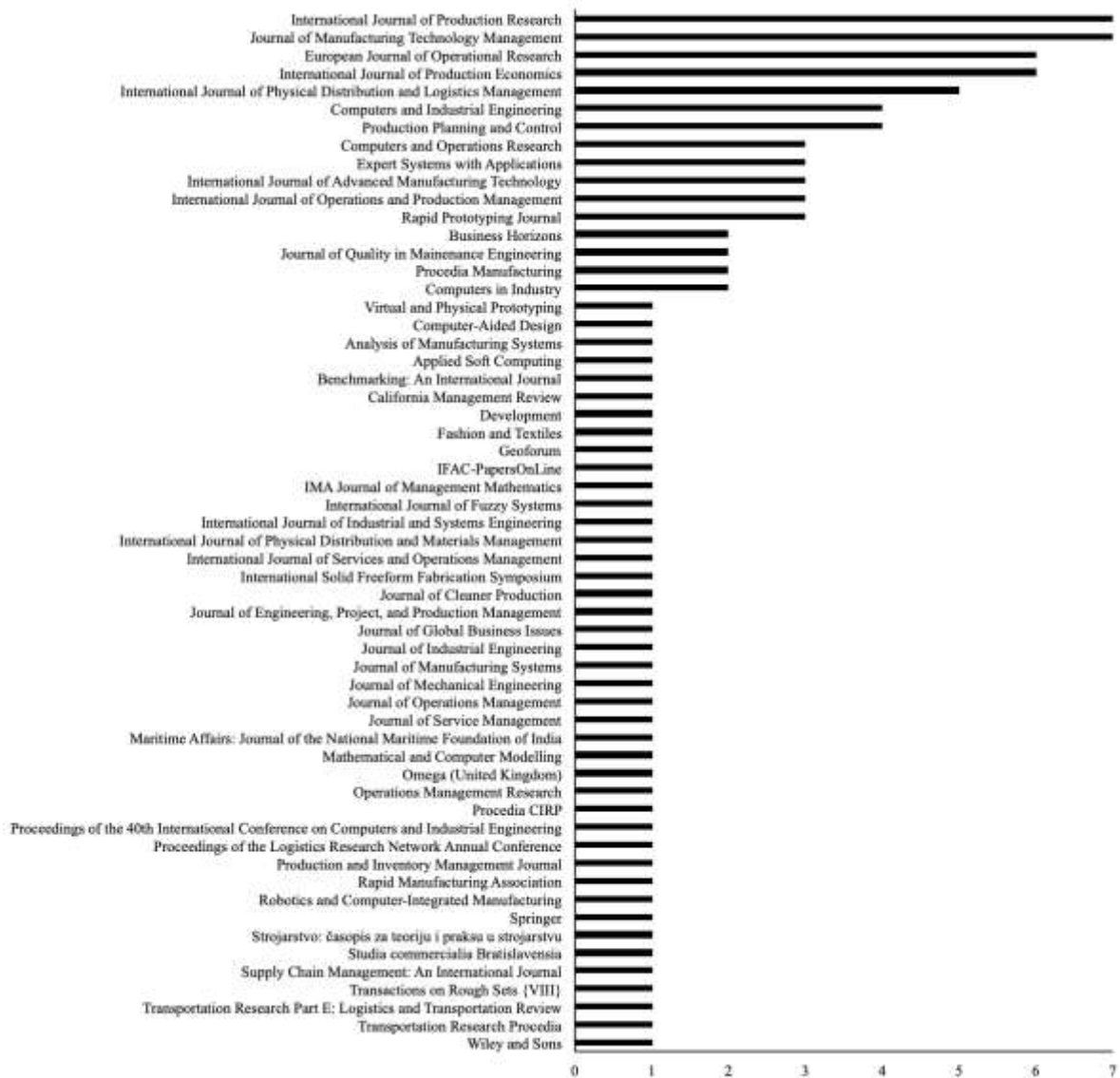


Figure 3: Distribution of literature over publication outlets

3. Content Analysis of the Literature Review

The content analysis of the literature review is divided into three sections; one focusing on the general and technical aspects of AM in terms of technologies, applications, and limitations, one focusing on spare parts management and identification of classification criteria, and finally one focusing on the intersection between AM and spare parts.

3.1. Terminologies used in the AM technologies literature

Before identifying spare parts that are suitable for AM, it is important to understand the different terminologies used for AM technologies. The review showed that various terminologies and definitions relating to AM exist in the literature. The AM-related terminologies used in our literature sample are reported in Figure 4.

Most of the terminologies were used to define technologies or machines, to define processes, techniques, methods or concepts, or to identify applications. ASTM International defines AM as ‘a process of joining materials to make objects from three dimensional (3D) model data, usually depicted as ‘layer upon layer’, as opposed to subtractive manufacturing methodologies which take away layers. The synonyms for AM include: additive fabrication, additive processes, additive techniques, additive layer manufacturing, layer manufacturing, and freeform fabrication (ASTM International 2013).

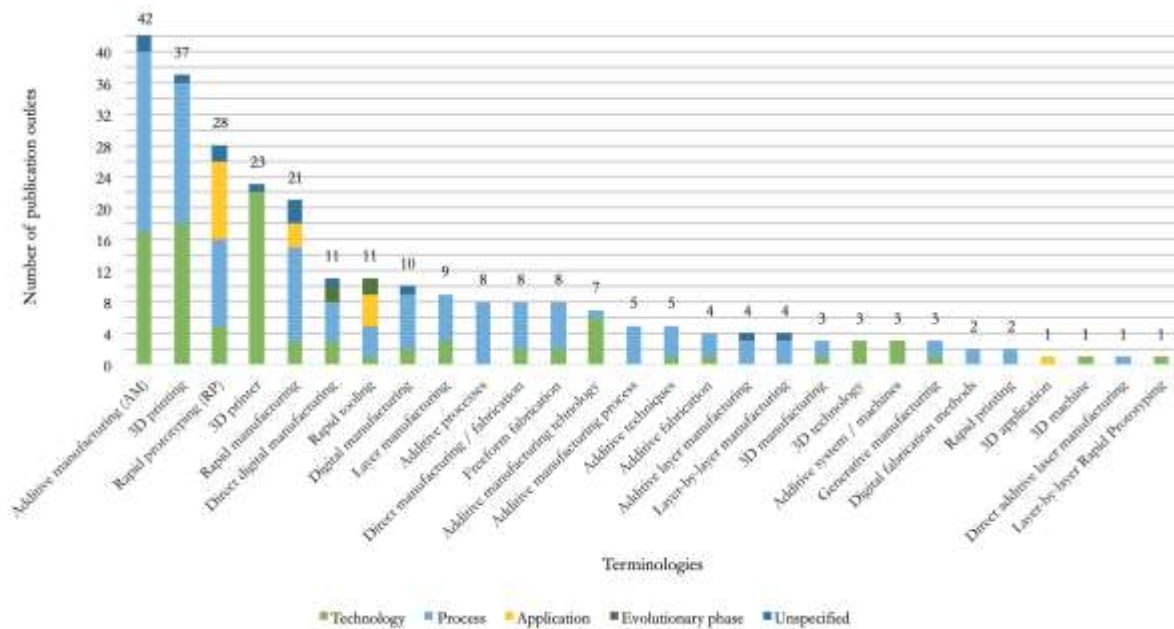


Figure 4: AM-related terminologies and their usage across papers

(Also, see Appendix 2 for details on how the different terminologies had been used in academic research)

Additive manufacturing (AM) is the most commonly used terminology of the considered terminologies, appearing in most AM-related papers. AM has been defined as a technology (Lindemann et al., 2012; Khajavi et al., 2014; Holmström and Partanen, 2014) as a group of technologies (Attaran, 2017), and as a process (Berman, 2012; Knofius et al., 2016; Durão et al., 2017).

Rapid prototyping has been referred to as a technology (Khajavi et al., 2014; Lindemann et al. 2012), as a process (Achillas et al., 2014; Rogers et al., 2017; Strong et al., 2017) and as an application of AM-related technologies (Gress and Kalafsky, 2015; Jha, 2016; Feldmann and Pumpe, 2017). Similarly, the literature refers to rapid manufacturing as a technology (Lindemann et al. 2012; Sasson and Johnson, 2016), as a process (Huang et al., 2013; Oettmeier and Hofmann, 2016; Ryan et al., 2017), and as an application of AM-related technologies (Meisel et al., 2016; Attaran, 2017; Ortt, 2017). Direct digital manufacturing (DDM) has been referred to as a technology (Attaran, 2017; Sasson and Johnson, 2016; Sun and Zhao, 2017), and as a process (Holmström et al., 2017; Holmström et al., 2016; Oettmeier and Hofmann, 2016). Similarly, direct manufacturing has been described as a technology (Khajavi et al., 2014; Li et al. 2017), and as a process (Holmström et al., 2017; Oettmeier and Hofmann 2016). Other terminologies used in the literature are layer or layer-by-layer manufacturing (Attaran, 2017; Zanardini et al., 2016), freeform fabrication (ASTM International 2013; Strong et al., 2017; Sun and Zhao 2017), additive fabrication (ASTM International 2013; Attaran, 2017; Strong et al., 2017), , generative manufacturing (Hasan et al., 2013; Oettmeier and Hofmann, 2016), and 3D manufacturing (Berman 2012; Sasson and Johnson 2016; Sun and Zhao, 2017). In this paper, we used the most common terminologies and definitions in the literature to identify the different technologies and equipment used in AM.

3.1.1. AM technologies and equipment manufacturers

Selection of spare parts that are suitable for AM will depend on the characteristics of AM technologies and the equipment. Based on the understanding of different AM terminologies, we proceeded to develop an overview of the different AM technologies and AM equipment. This overview will help companies determine the limits of the AM technologies and equipment, and select the spare parts that are most suitable for AM, while considering their current capabilities and limitations of the technologies.

The different AM technologies utilize a specific mechanism to build objects layer by layer, and have distinct advantages and disadvantages. The major patented AM technologies are briefly reviewed below. The ISO/ASTM 52900:2015 standard was created in 2015 to standardize all terminology as well as classify different process categories and associated AM technologies (ISO/ASTM, 2015). Similar terminology standardization is provided by ISO (2014). ISO (2015) provides explanations for the process fundamentals of AM, including types of materials that can be used in different process categories. Together, these standards serve an important role in highlighting the difference between characteristics of different AM technologies, process, and terminologies, as well as current limitations of different process categories. Hence, the standards must be considered before selecting technologies and for identifying spare parts that are suitable for AM.

The seven AM process categories (and the associated AM technologies in parentheses) are as follows:

1. Material extrusion (Fused Deposition Modeling),
2. Vat Polymerization (Stereolithography and Direct Light Processing),
3. Powder Bed Fusion (Selective Laser Sintering, Selective Direct Metal Laser Sintering, Selective Laser Melting, Electron Beam Melting),
4. Material Jetting (material jetting and Drop On Demand),
5. Binder Jetting (Binder Jetting),

6. Direct Energy Deposition (Laser Engineering Net Shaping and Laser Based Metal Deposition),
7. Sheet Lamination (Laminated Object Modelling and Ultrasonic Additive Manufacturing)

Because a review of all the above processes and technologies are beyond the scope of this paper, we review the most common AM technologies, the materials used, and their advantages and disadvantages. We also identify which of the above processes and technologies will be most suitable for spare parts.

Fused deposition modeling (FDM): This technology extrudes and deposits ultra-thin layers of thermoplastic material. By heating the material to 1°C above its melting point, it solidifies immediately to the previous layer when added. FDM has an accuracy of ± 0.05 mm, produces a seam line between layers, requires support materials in the process, has long build time, and suffer from delamination due to temperature fluctuations. Thermoplastics that require better engineering properties require a higher temperature to be heated to a malleable state and hence are more difficult to print. Industrial FDM printers work in a tightly controlled environment limiting likelihood of warping and distortion. Most industrial machines also use dual extrusion allowing support structures to be printed in dissolvable materials. But, most suitable applications of FDM are in investment casting patterns, jigs and fixtures and prototypes (Redwood et al., 2018). One recent technological development among the extrusion processes is Continuous Filament Fabrication (CFF) by MarkForged, which uses a second print head and reinforces the printed thermoplastic material by embedding continuous strands of carbon fibers or fiberglass (Redwood et al., 2018).

Stereolithography (SLA) and Direct Light Processing (DLP): Vat polymerization is a process in which a liquid photopolymer in a vat is selectively cured by light activated

polymerization. SLA uses a photosensitive monomer resin as well as a UV laser to build parts layer by layer. It uses mirrors known as galvanometers to rapidly aim a laser beam across a vat. The laser beam solidifies the pattern by tracing the cross-section of the part on the surface on the liquid. After solidification of each layer, the supporting foundation beneath the part is moved down to cover the part with a new layer of resin, where a new layer is solidified by the UV laser. SLA creates a good surface finish, and when the object is complete, supporting materials must be removed manually. Drawbacks of this technology are relatively small build chambers, high cost of the photopolymer, and limited compatible materials. DLP uses a similar method but uses a digital light projector screen to flash a single image of each layer at once. Thus, it can have faster print times compared to SLA. SLA and DLP use thermoset photopolymers to produce the parts. These technologies produce dimensionally accurate parts with high details, intricate features and accurate tolerances. Its primary applications are in jewellery, dental and hearing aids industries. Recent technological development in vat polymerization is Continuous Direct Light Processing Method which uses a continuous upward motion of the build plate but can work with specific photopolymers (Redwood et al., 2018).

Selective laser sintering (SLS): Powder Bed Fusion process use thermal energy to selectively fuse regions of powder bed. Among the Powder Bed Fusion technologies, SLS uses a laser to fuse particles of build materials layer by layer on top of each other (Gao et al., 2015). After sintering each layer, a layer of build material is drawn across the whole powder bed. A laser then sinters the layer of material at those areas that corresponds the geometry of the part at a given cross-section of the part. SLS can produce parts from any material that can be pulverized, including polymers, metals, ceramics, and glass. Post-curing is not required, the build time is fast, and complex parts can be manufactured. Drawbacks are that SLS is that surface finish is not as good as compared to SLA, and that

material changeover is difficult. It has long lead times, require post-processing, requires skilled operators and advanced material handling systems (Redwood et al., 2018). Materials with low thermal conductivity are suitable for Powder Bed Fusion processes. Thus, for polymer based SLS, polyamides are almost exclusively used. Interested readers may refer to Tiwari et al. (2015) for detailed description and analysis related to choice of materials for SLS. To further enhance mechanical properties, heat and chemical resistance of parts, polyamides like nylon can be combined with aluminium, glass, carbon or graphite. It does not require support structures. SLS is best suited for producing strong functional parts with complex geometries and consistent surface finish. Hence, its primary applications are in functional parts, low volume part production and complex ducting. Thus, SLS can be considered as a potential technology for spare parts. A recent development in a technology similar to SLS is Multi Jet Fusion developed by Hewlett Packard (HP), which uses a detailing agent. The detailing agent reduces fusing at the boundary of the parts to produce features with sharp and smooth edges.

Direct Metal Laser Sintering (DMLS) and Selective Laser Melting (SLM) use similar methods as SLS. DMLS heats the metal powder to a point so that it can fuse together at a molecular level while SLM uses the laser to melt the metal powder completely to form a homogeneous part. Thus, DMLS produced parts from metal alloys while SLM uses single element metals like titanium. DMLS and SLM can produce complex parts with geometries which traditional manufacturing technologies cannot produce. But, costs of the processes are high and build sizes are also limited. Usually design for AM can make a part a suitable candidate for DMLS/SLM. DMLS and SLM are used for dental, medical, automotive and aerospace applications.

Material Jetting: Material Jetting is a process in which droplets of materials are selectively deposited and cured on a build plate. Material jetting operations deposit build

materials in a rapid line-wise fashion. Thus, multiple parts can be built in a single line with no effect on build speed. Thermoset photopolymers are used in material jetting which are cured by UV light. Hence, materials with low viscosity are most suitable. Parts produced using material jetting are dimensionally very accurate, have very smooth surfaces. But, the parts produced have poor mechanical properties and are brittle. Hence, the technology is suitable for prototypes, and low-run injection moulds, and are not ideally suited for spare parts of industrial products.

Binder Jetting: It is a process in which a liquid binding agent selectively binds regions of a powder bed. Binder jetting moves a print head over the powder surface depositing binder droplets that bind the powder particles together to produce each layer of the part. The process does not use any heat and thus parts do not suffer from residual stresses. Operating costs are low and large parts can be printed. Mechanical properties of parts of the parts coming directly out of the print bed are low and secondary processes are needed to achieve the desired properties.

Laser engineered net shaping (LENS): Direct Energy Deposition is a process in which focused thermal energy is used to fuse materials by melting as they are deposited. LENS, one of the technologies following the above process builds objects by focusing a high-powered laser beam on top of a substrate, whereby a molten pool is created, in which metal powder is injected to build layers. The supporting foundation beneath the laser beam is moved down as each layer is built, by which the desired geometry is created. LENS offers appropriate control of manufacturing parameters, and desirable geometric and material properties. Apart from being used to manufacture new parts, it can also be used to repair parts. Drawbacks of this technology are that parts that are produced with LENS technology require postproduction, as they must be cut from the build substrate, and have rough surfaces.

Laminated object manufacturing (LOM): Sheet lamination is a process in which sheets of material are bonded to form a part. LOM is a technology that uses adhesive-coated sheet materials for sequentially laminating and cutting of 2D cross-sections on top of each other to create 3D objects. A laser beam is used for cutting each layer, with a cutting depth corresponding exactly to the thickness of each layer. LOM can be used to manufacture objects in paper, metals, plastics, fabrics, synthetic materials, and composites. Drawbacks of the technology are dimensional instability, lack of product quality due to internal cavities, and postproduction requirements.

The above overview of AM processes and technologies shows that SLS, DMLS, SLM and Binder Jetting are most suitable for producing functional parts and spare parts for industrial use. Multiple factors need to be considered before a company can make such a choice. Process and material design, and part-related characteristics (performance, supply and demand issues) are some of the factors that will guide the decision making for the choice of AM technologies and equipment for spare parts production. The process and material design domain includes the elements that describe the printing process, such as printing technology, printing material, and printing parameters. The design-related domain includes the elements that describe the design model, such as design features and surfaces (Wang et al., 2018). The part-related domain includes the elements that describe the performance of the printed part, such as general properties (e.g., tensile strength and surface finish), quality of features, supply characteristics (e.g., lead time), and demand characteristics (e.g., predictability of demand). Factors in the process and material-related domains and design-related domain could influence attributes in the part-related characteristics. With an understanding of advantages and disadvantages and their potential trade-off relationships, companies can choose appropriate AM equipment to achieve the desired objectives (Wang et al., 2018). For example, metal binder jetting can be much cheaper compared to DMLS or SLM. However, parts produced using binder jetting will

not be able to meet strict tolerances and mechanical properties. Also, DMLS and SLM can have high lead times and build size restrictions. Thus, for a larger sized part without load bearing and hence high mechanical property requirements, binder jetting can be suitable, while for smaller alloy parts which have high mechanical property requirements, DMLS can be considered as most suitable. Materials which can be used for AM, have to be carefully examined for their different properties such as dimensional stability, strength, viscosity, and resistance to heat and moisture (Sherman, 2009; Joshi and Sheikh, 2015). We summarize the AM technologies and materials, which can be used for spare parts production in Table 4 below.

Table 4: Summary of AM technologies suited for spare parts production

AM technology	Most common materials	Part Size	Mechanical properties	Dimensional accuracy
SLS	Thermoplastic powders (Nylon 6, 11,12, ABS, PEEK)	Average build volume of 300x 300 x 300 mm and bigger machines with 750 x 550 x 550 mm	Good	+ or – 0.3% with a lower limit of + or - 0.3 mm
DMLS	Metal powders (stainless steel and alloys)	Small (maximum of 250 x 150 x 150 mm)	Very good	+ or - 0.1 mm
SLM	Metal powders (aluminium, titanium)	Small (maximum of 250 x 150 x 150 mm)	Very good	+ or - 0.1 mm

Binder	Sandstone, stainless	Large (up to 1800x	Not as good	+ or - 0.2 mm
Jetting	steel, Inconel alloy, Tungsten carbide	1000 x 700 mm)	as DMLS/SLM	(metal) or + or - 0.3 mm (sand)

(Adapted from Redwood et al., 2018)

A list of 37 companies offering industrial additive systems and equipment has been reported (Wohlers Associates 2018). A detailed overview of the flagship equipment used in each company is given in Appendix 3. For example, details on build envelope, layer thickness, materials, and build speed are reported. Also, the post-processing requirements, along with critical factors that need to be considered while choosing the most appropriate AM process and equipment are provided. AM equipment and systems can be differentiated on the basis of underlying technologies, and applications. For metal AM systems, build envelopes varies from 200 mm x 200 mm x 380 mm (Arcam EBM 2018) to 5,791 mm x 1,219 mm x 1,219 mm (Sciaky 2018). For plastic AM systems, build envelopes varies from 180 mm x 230 mm x 200 mm (Tiertime 2018) to 2,800 mm x 2,400 mm x 2,300 mm (Voxeljet 2018). The AM systems also vary on layer thickness, materials they can use, and build speed. The latter depends on the materials used. For AM systems produced with sand, the maximum print speed identified is 400 l/h (Exone 2018). For plastic, the maximum print speed identified is 15 l/h (Farsoon Technologies 2018), and for metal it is 250 cm³/h (Irepa Laser 2018).

In summary, multiple AM technologies and different types of equipment are currently available. Companies planning to manufacture spare parts using AM, must consider the capabilities and limitations of the technologies in terms of build volume, build speed, materials flexibility, post-processing requirements and the spare part's design and supply requirements to determine feasibility of manufacturing the spare parts using AM.

3.2. Spare parts classification criteria and methods

After analysing AM technologies and capabilities of the equipment, we need to understand the criteria, which can be used to classify spare parts and assess their suitability for AM. As limited research exists on classification of spare parts that are suitable for AM, the broader literature on spare parts classification is reviewed in this section. In order to reduce the complexity involved in managing thousands of spare parts, it is common practice to classify the parts according to their similarities (Silver et al.,1998). From the traditional single-criterion ABC-classification based on annual dollar usage (average unit price x annual demand volume) to the advanced multi-criteria methods, a wide range of classification schemes have been proposed. The criteria used for these classifications vary according to the context in which they were used. Our review revealed that about twenty criteria were applied for classification purposes more than once in the literature. The distribution of different criteria used in the literature is reported in Table 5. Additionally, another twenty-one criteria were mentioned at least once, which were distributed across twelve 12 papers, and reported as 'other criteria'. This 'other' category contained the following criteria: Stock-out cost, part weight, part volume, availability of spares-consumables, irreplaceability, scarcity, order size requirement, ordering cost, masked time, supply certainty, competition, payment terms, maintenance type, availability of technical specifications, failure type, machine category, spare part exchange time, exchange process complexity, special qualifications required, availability, and turnover rate. As the count at the bottom of Table 5 shows, the most frequently used criteria to classify spare parts are lead-time, unit cost, criticality, and annual dollar usage. The fifth most used criteria was demand volume, which is a little different, as any two of the three criteria (unit cost, demand volume, and annual dollar usage) can be used to calculate the other criterion. This dependency is also evident for several other criteria, and when selecting the criteria to use for selecting spare parts that are suitable for AM, these dependencies and relationships need to be carefully evaluated because all the criteria mentioned may not be necessarily independent.

An overview of how the methodologies used for classification was developed from bi-criteria analysis to various multi-criteria decision support tools is reported in Table 5. The classification schemes utilized some of these techniques: pairwise comparison, a distance-based method, outranking, compromise ranking, weighted linear optimization, and rule-based decision making.

Several papers have benchmarked methods against those developed earlier by using the same data and criteria (Hadi-Vencheh,, 2010 and Hatefiet al., 2014). Some of these methods can also be used for classification of spare parts suitable for AM. However, having a large number of criteria and parts may require that the patterns amongst the most suitable parts be identified using suitable machine learning based classification schemes and clustering techniques in order to save time in the screening process.

The technical characteristics of parts, which can be considered for spare parts selection for AM, are material type, and part size (Knofius et al., 2016; Lindemann et al., 2015). Measuring part size in a cubic measure can be used to determine the speed of printing a specific part, but it does not indicate whether a part can be printed by specific AM technologies. Additional characteristics in cases where parts redesign need to be considered can be advantages of using existing materials, possibility for improvement of part characteristics via design optimization, reduced material consumption and faster processing times (Lindemann et al., 2015).

Our review revealed that 17 out of 44 papers, either focussed entirely on spare part classification, or discussed spare parts in relationship to the criteria mentioned in this paper. Those papers are marked with an asterisk in the first column in Table 5. The five criteria applied in the spare parts context included: number of suppliers, production availability, life cycle stage, probability of failure, and demand predictability. All the above-mentioned criteria are related to downtime reduction and supply risk, which are especially important in a spare parts

context. Therefore, these findings suggest that special attention should be placed on these five criteria when selecting the criteria for ranking spare parts that are suitable for AM.

Table 5. Criteria and methods used in ABC classification literature

	Lead-time	Unit cost	Criticality	Annual dollar usage	Demand volume/rate/variability	Componentality	Substitutability	Repairability	Durability	No. of suppliers	Stockability	Warehouse space	Production availability	Perishability	Inventory cost	Lifecycle stage	Probability of failure	Demand predictability	Obsolescence	Last use date	Other criteria applied	Method used
<i>Flores and Whybark (1986)</i>	✓	✓	✓	✓	✓	✓	✓	✓													Bi-criteria	
<i>Duchessi, Taji, and Levi (1988)*</i>	✓	✓											✓		✓						Bi-criteria	
<i>Ernst and Cohen (1990)*</i>	✓	✓	✓																		Statistical clustering	
<i>Petrović and Petrović (1992)*</i>		✓	✓				✓				✓										SPARTA II	
<i>Flores, Olson, and Dorai (1992)</i>	✓	✓	✓	✓																	AHP	
<i>Partovi and Burton (1993)*</i>	✓	✓	✓		✓																AHP	
<i>Gajpal, Ganesh, and Rajendran (1994)*</i>	✓		✓		✓						✓										AHP	
<i>Guvencir and Erel (1998)</i>	✓	✓		✓	✓	✓	✓	✓	✓	✓											GA	
<i>Partovi and Anandarajan (2002)*</i>	✓	✓		✓																	BPNN and GANN	
<i>Braglia, Grazzi, and Montanari (2004)*</i>	✓	✓	✓		✓	✓	✓		✓	✓	✓						✓				MASTA and AHP	
<i>Danas, Roudsari, Ketikidis (2006)*</i>	✓	✓	✓		✓		✓		✓	✓	✓			✓							MASTA	
<i>Ramanathan (2006)</i>	✓	✓	✓	✓																	Weighted linear optimization model	
<i>Bhattacharya, Sarkar, and Mukherjee (2007)</i>	✓	✓		✓								✓	✓								TOPSIS	
<i>Ng (2007)</i>	✓	✓	✓																		Weighted linear optimization model	
<i>Razaei (2007)</i>	✓	✓		✓					✓												FAHP	
<i>Zhou and Fan (2007)</i>	✓	✓	✓																		Weighted linear optimization model	
<i>Cakir and Canbolat (2008)</i>	✓	✓	✓		✓	✓	✓														FAHP	
<i>Chen et al. (2008a)</i>	✓	✓	✓	✓																	Weighted Euclidean distance	
<i>Chen et al. (2008b)*</i>	✓	✓	✓	✓																	DRSA	
<i>Jamshidi and Jain (2008)</i>		✓		✓	✓																Exponential Smoothing Weights	
<i>Persson and Saccani (2009)*</i>			✓		✓									✓							Discrete event simulation	
<i>Cebi, Kahraman, and Bolat (2010)</i>	✓	✓		✓		✓															Modified FAHP	
<i>Hadi-Vencheh (2010)</i>	✓	✓	✓																		Extended weighted linear optimization model	

Table 5 (continued). Criteria and methods used in ABC classification literature

	Lead-time	Unit cost	Criticality	Annual dollar usage	Demand volume/rate/variability	Commissionability	Substitutability	Repairability	Durability	No. of suppliers	Stockability	Warehouse space	Production availability	Perishability	Inventory cost	Lifecycle stage	Probability of failure	Demand predictability	Obsolescence	Last use date	Other criteria applied	Method used
<i>Razavi and Dowlatabadi (2010)</i>	✓	✓		✓			✓															Fuzzy Logic
<i>Chen (2011)</i>	✓	✓	✓																			Peer-estimation approach
<i>Hadi-Vencheh and Mohamadghasemi (2011)</i>	✓		✓							✓		✓										FAHP-DEA
<i>Yu (2011)</i>	✓	✓	✓	✓																		BPN, SVM, and ϵ -NN
<i>Chen (2012)*</i>	✓	✓	✓	✓																		TOPSIS
<i>Mohammaditabar, Gbodypour, and O'Brien (2012)</i>	✓	✓	✓																			Simulated annealing
<i>Molenaers et al. (2012)*</i>	✓		✓					✓								✓					✓	VED and AHP
<i>Torabi, Hatefi, and Saleck (2012)</i>	✓	✓	✓	✓																		Modified DEA
<i>Zeng, Wang, and He (2012)*</i>	✓				✓	✓	✓	✓		✓			✓	✓	✓							Fuzzy Comprehensive Evaluation and GRA
<i>Kabir and Hazin (2013)</i>		✓	✓	✓				✓													✓	Integrated FAHP and ANN
<i>Kabir and Sumi (2013)</i>		✓	✓	✓				✓													✓	Integrated Fuzzy Delphi and FAHP
<i>Keskin and Ozkan (2013)</i>	✓	✓	✓	✓																		FCM
<i>Hatefi, Torabi, and Bagheri (2014)</i>	✓	✓	✓	✓																		Modified weighted linear optimisation model
<i>Lalli, Ithizaka, and Gamberini (2014)</i>	✓		✓	✓																		AHP-K
<i>Park, Bae, and Bae (2014)</i>	✓	✓	✓	✓																		CE-WLO
<i>Soylu and Akyol (2014)</i>	✓	✓	✓	✓																		UTADIS
<i>Sarmah and Mobarana (2015)*</i>	✓	✓	✓	✓	✓																	Fuzzy rule-based model
<i>Antoz and Ratnayake (2016)*</i>	✓	✓	✓	✓	✓				✓	✓											✓	Scoring-based ABC model
<i>Baykasoğlu, Subulan, and Karstlan (2016)*</i>	✓		✓	✓				✓													✓	Fuzzy LAM
<i>Liu et al. (2016)</i>	✓	✓	✓	✓																	✓	ELECTRE III
<i>Teixeira, Lopes, and Figueiredo (2017)</i>	✓	✓	✓																			Extended VED
<i>Hu et al. (2017)*</i>	✓	✓	✓	✓																		DRSA
Total	40	35	28	25	15	6	6	5	4	5	4	3	3	3	3	2	2	2	2	2	1	12

3.3. Selecting spare parts that are suitable for AM

In this section, we reviewed the literature, which considered selection of spare parts for AM. Despite many studies considering AM in the context of supply chain, only two studies considered how companies should identify appropriate part family candidates to be manufactured with AM technologies, with only one of them actually focusing on spare parts. Knofius, et al., (2016) presented a methodology for ranking spare parts relative to each other, according to their potential value when produced with AM. The proposed method designed to rank large numbers of spare parts was a top-down approach, using data available in standard information systems (Knofius et al., 2016). Knofius et al., 2016 proposed several opportunities for improvement in spare parts management offered by AM, together with the attributes of multiple spare parts affecting those opportunities. As the proposed method was intended to be used by companies across multiple industries, a more complete description of potential attributes would have created a flexible methodology for users. Such a flexible methodology can configure individual company objectives in accordance with attributes of alternative spare parts. For example, the company objectives used to select the spare parts cited in the Knofius et al. (2016) study were securing supply, reducing downtime and reducing costs. This study used analytical hierarchy process (AHP) as the procedure for selecting the parts. The details for selecting this particular methodology was not specified, while alternate methods could have been used. Lindemann et al. (2015) presented a methodology for identification of appropriate part candidates to be redesigned and manufactured with AM technologies, considering the entire life cycle of products. According to Lindemann et al. (2015), introducing AM technologies into businesses is a learning process and not a 'plug and play' solution. Many companies are testing AM technologies on a sample of parts from their current product portfolios (Lindemann et al., 2015). However, due to the current state of AM technologies, they cannot be used to manufacture all kinds of parts (Lindemann et al., 2015). In fact, in most cases,

when considering AM for parts currently being produced with conventional manufacturing technologies, a technology switch is not enough, unless part redesign is also simultaneously taken into account (Lindemann et al., 2015). They suggest a three-phased workshop-based method with inclusion of AM experts, that tries to reduce the time-consuming effort of information collection before parts are selected. However, their proposed method is only suited for bottom-up assessment of parts with regards to their potential value when redesigned and manufactured with AM technologies.

In conclusion, our review showed that only two studies have proposed methods for evaluating and selecting spare parts for AM. One of the suggested method takes a top-down approach, using data available in standard information systems, and focused on ranking of spare parts based on their current functionality, according to their potential value when manufactured with AM. The other study takes a bottom-up approach for identification of spare parts qualified for redesign and functional integration with other spare parts, where after manufactured with AM. The review showed that there is a need for in-depth research and development of a framework and methodology for selecting spare parts, suitable for AM.

4. Discussion and future research directions

Spare parts management is characterized by parts of high variety, low demand volume, sporadic and unpredictable demand, high service requirements, high financial consequences of stock-outs, and high prices for individual parts. To meet customer requirements of fast response times, many original equipment manufacturers (OEMs) make significant investments in spare parts inventories. To reduce complexity, spare parts are classified according to similar characteristics. 38 criteria for spare parts classification were identified from the literature review. 16 criteria, were mentioned more than once, and were identified in papers focusing on classification of spare parts. Five criteria most relevant to classification of spare parts were identified to be: probability of failure, number of suppliers, demand predictability, stock-out

cost, and production availability. All of these criteria were related to downtime reduction and supply risk.

AM has the potential to manufacture spare parts, reduce delivery lead time and reduce inventory. AM technologies, suitable for industrial spare parts production, along with 37 companies offering industrial AM systems and equipment were identified in this paper. Among those applicable for manufacturing of spare parts in metal build envelopes varied significantly. The review shows that there is a dearth of research on selecting spare parts, suitable for AM. Detailed understanding of different spare parts classification criteria and the assessment of capabilities of available AM technologies need to be considered while taking into account the specific application context before finalising the most appropriate method to select the spare parts, most suitable for AM. Companies not using relevant spare parts classification criteria and a systematic data driven process of identifying most suitable spare parts for AM, are likely to miss some potential aspects and spend a lot of time in conducting such an exercise. There is limited research addressing this issue. Therefore, this review is useful, and in particular, has paved the way to help identify missing themes and promising opportunities for future research. These opportunities for future research are highlighted below:

Research Direction #1: Spare parts screening for AM with limited data availability

Suitable data to pre-screen parts and score them on their suitability for AM may not be easily available. One reason for the above is that some of the data may reside in an Enterprise Resource Planning (ERP) system while data about design may reside in a different Product Life Cycle Management (PLM) System. Thus, different functions within a company will have access to the desired data. For some organizations, only limited amount of required data may be available if the products are old and if drawings do not exist. Many small and medium enterprises may also have limited data availability. For such contexts, it is important to develop processes to systematically identify the required parts

through a bottom-up approach by utilizing the experiences of service and maintenance technicians. Organizations like Deutsche Bahn have adopted such an approach (Brickwede, 2017), and yet there is limited research to formalize and generalize this process and make it applicable for different contexts.

Research Direction #2: Cross-functional process for selecting spare parts suitable for AM

For organizations, where the required data may be available and can be combined, a formal process is required. This process includes: validation of data, creating cut-offs for screening the parts, and scoring the parts. This requires a cross-functional effort across the organization, which may also involve external or internal AM experts. Finally, business cases need to be developed for the identified spare parts by comparing AM with existing manufacturing technologies over the lifecycle of the product. There is limited literature on developing a comprehensive process involving multiple functions to identify the criteria to be used to determine the suitability of a spare part using AM, to score and select those parts and then to develop the business case that justifies the investment.

Research Direction #3: Methodology for spare parts selection for AM

Scoring the parts on suitability for AM is a multi-criteria decision making problem (MCDM) and there can be multiple MCDM approaches which can be used, which will depend on the nature of relationships between the criteria and the form in which the data is available. For example, such approaches may involve quantitative or subjective judgment by experts or a combination of both judgments. Many of the criteria that can be used to determine suitability of spare parts for AM may be inter-related. Therefore, considering such dependencies among the criteria when scoring spare parts with respect to objectives is paramount in ensuring a valid scoring framework. This issue has not been addressed in the existing literature. Multiple methods need to be applied, and the ensuing results validated with the experts. Currently, there are no clear guidelines available in the

literature in terms of choosing appropriate methodologies. Future research should be directed on developing guidelines to choose the most appropriate method depending on the context.

Research Direction #4: Understanding characteristics of spare parts suitable for AM

Evaluating a large portfolio of spare parts across multiple criteria is a time-consuming process. As more products are launched and their spare parts added to the portfolio, companies would like to avoid repeating the entire evaluation process. Thus, there is a need to understand the characteristics of spare parts which are most suitable for AM compared to the less suitable ones, and use those to decide whether any new part is suitable for AM or not. As the companies identify more spare parts, which can be manufactured using AM, analysis of characteristics of those parts and identifying patterns using different machine learning techniques is important. This will facilitate feature and characteristic recognition of parts to identify parts which are feasible to be printed and then also matching them with the most appropriate AM technology and equipment. This can ensure that the entire spare parts selection process for AM need not be repeated when new products are developed and new parts are added to the spare parts population.

Commercial versions of such software which have been recently developed include Partfinder by enter2net.de, and AM Part Identifier by 3yourmind.

Research Direction #5: Design for AM and impact on part selection

This review focused only on spare parts selection for AM. If parts for existing or new products are considered along with options for design for AM, the process of selection of parts can become complex. This is so because some individual parts with existing designs may not be suitable, but could have potential if those are redesigned or combined to create an integral product architecture. In such cases, technical performance measures such as weight reduction, strength and durability of the parts will also have to be considered. Future research should be

directed at the parts selection problem with design for AM in mind. The options for design for AM could be amenable to a combination of a top-down data driven approach and the bottom-up expert opinion driven approach which extends the workshop based bottom-up approach proposed by Lindemann et al. (2015).

Research Direction #6: Impact of AM on product modularity and integrality

The influence of AM on product modularity and integrality is important to understand. This influence has an effect on product development strategies, product performance as well as on supply chain performance. This area is expected to be an interesting field of research in the coming years, with an increased use of AM that could make integral design a favourable approach for certain parts, even though the current design may prefer a modularity approach. Considering design changes will require companies to evaluate whether to combine individual parts and how many of those to combine considering multiple performance objectives such as lead time reduction, inventory cost reduction, supply risk reduction, product quality improvement, or reduction in carbon footprint. Selecting spare parts for AM can trigger redesign decisions. Product modularity and integrality considerations need to be taken into account. For example, replacing a single spare part using AM may not be economically justified for modular products, but creating an integral design, which can be produced using AM, may make it feasible. But, there can be additional costs involved. Hence, there is a need for research to explore the various trade-offs related to production of spare parts by AM and their implications on product modularity and integrality.

Research Direction #7: Considering usage of AM in conjunction with conventional manufacturing technologies for spare parts production

AM technologies can also be used to produce tools and moulds with the finished part that is being produced using existing technologies such as injection moulding (Charalambis et al., 2017). This can open up possibilities of low-volume spare parts production using existing

technologies (currently suitable for only high volumes). Such usage of AM in conjunction with conventional technologies (for example, using injection moulding) will help in combining superior finish and materials flexibility associated with injection moulding. In this way, design complexity can be handled via AM and it is likely that low volume spare parts production can become more economical even for complex designs. In some cases, injection moulding alone is may not be a favourable option, and AM alone may not be feasible. This could be because of limited choices in materials, and inferior finish quality. This argument is also in line with Gao et al. (2015) and Holweg (2015), who commented that AM should be viewed as a complement to conventional manufacturing. AM can be exploited due to its unique capabilities in making existing products better, and for the ability to manufacture entirely new ones that previously could not be made. Thus, the future research on spare parts selection for AM should also consider the above option of using AM in combination with conventional manufacturing technologies.

5. Conclusions

The objective of this review was to create a foundation that companies can use to develop methodologies to identify spare parts, which are most suitable for AM. We conducted a systematic review of the literature with the following specific goals. First, to document the different AM technologies and terminologies, which can be used as inputs to the part selection process. Second, to identify the criteria, which can be used to classify spare parts and select the most suitable ones, which can be manufactured using AM. Third, to identify the methodologies which can be used to identify the most suitable spare parts. As the literature relating to selecting parts suitable for AM is limited, we relied on the broader spare parts classification literature to identify the criteria, that can be used to select spare parts suitable for AM. We supplemented the knowledge base by creating a database of AM equipment manufacturers and by reviewing the different capabilities of the equipment.

In line with these objectives, this review makes two contributions. First, the review showed that multiple criteria can be used to classify spare parts to assess their suitability for AM. Their suitability will depend on the context, and thus each company should choose the most appropriate spare parts, which are relevant for their business and for which data can be made available. Usually, redesign of spare parts to be suitable for AM is not an option. Therefore, the technical characteristics that are most appropriate to classify spare parts are dimension, weight of the products, and material specifications. A key consideration in the selection of spare parts suitable for AM is also defining the objectives that a company may want to achieve by using AM for spare parts manufacturing. For example, it could be downtime reduction, inventory reduction, lead time reduction, or supply risk reduction, to name a few. The basis for which each part is evaluated on the chosen criteria, could help achieve the sought after objectives of the company. Hence, companies must define the objectives upfront. The objectives most frequently mentioned in the literature are lead-time reduction, inventory cost reduction (Muir and Haddud, 2018; Ghadge et al., 2018; Khajavi et al., 2014), supply risk reduction, and downtime reduction. However, the extant literature has paid limited attention to examining the relationships between parts classification factors and company objectives.

Second, this review identified future research opportunities in the nascent field of spare parts suitable for AM. We identified seven future research directions relating to several domain areas. They include: methodology for spare parts selection; processes to be followed by companies to conduct assessments for suitability of spare parts; impact of AM on product modularity and integrality, in particular, for parts with redesign options; and considering options that utilize benefits of existing conventional technologies and AM for spare parts production.

AM is now actively considered by industrial manufacturers for spare parts as well as production of parts for new products. Still, there are limited examples of such parts, which have

been used in practice in a product. As companies attempt to adopt AM, there will be some failures. Analysing such failures and by engaging with both equipment and material manufacturers, new solutions could be obtained either in new or customised material development. For instance, this can happen by automating the AM process thereby improving productivity, or by improving or reducing post-processing tasks. As the AM processes are still evolving, there are plenty of opportunities to capture real-time data from AM processes, analysing this data and simulating AM processes to optimise process parameters for specific applications. Hence, inter-connectedness of AM processes and distributed quality-assurance will be key to AM's future adoption for industrial applications. Another key enabler will be development and continuous updating of standards for AM produced parts for each industry. This could lead to development of AM qualification and process certification guidelines (AM-motion, 2018).

References

- Achillas, Ch, D. Aidonis, E. Iakovou, M. Thymianidis, and D. Tzetzis. 2014. "A Methodological Framework for the Inclusion of Modern Additive Manufacturing into the Production Portfolio of a Focused Factory." *Journal of Manufacturing Systems* 37:328–39.
- AM-motion, 2018, "Additive Manufacturing Roadmap: Vision, Challenges and Actions", <https://www.am-motion.eu/images/D5.4-FINAL-rev10.pdf>
- Antosz, Katarzyna, and R. M. C. Ratnayake. 2016. "Classification of Spare Parts as the Element of a Proper Realization of the Machine Maintenance Process and Logistics - Case Study." *IFAC-PapersOnLine* 49 (12):1389–93. <https://doi.org/10.15713/ins.mmj.3>.
- Arcam EBM. 2018. "Arcam EBM - Additive Manufacturing for Implants and Aerospace." 2018. <http://www.arcam.com/>.
- ASTM International. 2013. "F2792-12a - Standard Terminology for Additive Manufacturing Technologies." *Rapid Manufacturing Association*, 10–12.
- Attaran, Mohsen. 2017. "The Rise of 3-D Printing: The Advantages of Additive Manufacturing over Traditional Manufacturing." *Business Horizons* 60 (5):677–88.
- Atzeni, Eleonora, and Alessandro Salmi. 2012. "Economics of Additive Manufacturing for End-Usable Metal Parts." *International Journal of Advanced Manufacturing Technology* 62 (9–12):1147–55.
- Baykasoglu, Adil, Kemal Subulan, and Fatma Selen Karaslan. 2016. "A New Fuzzy Linear Assignment Method for Multi-Attribute Decision Making with an Application to Spare Parts Inventory Classification." *Applied Soft Computing* 42:1–17. <https://doi.org/10.1016/j.asoc.2016.01.031>.

- Behfard, S., M. C. Van Der Heijden, A. Al Hanbali, and W. H.M. Zijm. 2015. "Last Time Buy and Repair Decisions for Spare Parts." *European Journal of Operational Research* 244 (2). Elsevier Ltd.:498–510.
- Ben-Ner, Avner, and Enno Siemsen. 2017. "Decentralization and Localization of Production." *California Management Review* 59 (2):5–23.
- Bergman, Jennifer J., James S. Noble, Ronald G. McGarvey, and Randolph L. Bradley. 2017. "A Bayesian Approach to Demand Forecasting for New Equipment Programs." *Robotics and Computer-Integrated Manufacturing* 47 (December 2015):17–21.
- Berman, Barry. 2012. "3-D Printing: The New Industrial Revolution." *Business Horizons* 55 (2):155–62.
- Bhattacharya, Arijit, Bijan Sarkar, and Sanat K. Mukherjee. 2007. "Distance-Based Consensus Method for ABC Analysis." *International Journal of Production Research*.
- Braglia, Marcello, Andrea Grassi, and Roberto Montanari. 2004. "Multi-attribute Classification Method for Spare Parts Inventory Management." *Journal of Quality in Maintenance Engineering* 10 (1):55–65.
- Brickwede, Stefanie (2017), "Deutsche Bahn: Sweet fruits are hard to reach: how to find intriguing 3D printing cases", Connectivity, Spare Parts Planning and 3D Printing workshop held at Aalborg University, Copenhagen, Nov 20, 2017
- Brocke, Jan Vom, Alexander Simons, Björn Niehaves, Kai Riemer, Ralf Plattfaut, Anne Cleven, Jan Von Brocke, and Kai Reimer. 2009. "Reconstructing the Giant: On the Importance of Rigour in Documenting the Literature Search Process." *17th European Conference on Information Systems* 9:2206–2217.
- Cakir, Ozan, and Mustafa S Canbolat. 2008. "A Web-Based Decision Support System for Multi-Criteria Inventory Classification Using Fuzzy AHP Methodology." *Expert Systems with Applications* 35:1367–78.
- Çebi, Ferhan, Cengiz Kahraman, and Bersam Bolat. 2010. "A Multiattribute ABC Classification Model Using Fuzzy AHP." In *Proceedings of the 40th International Conference on Computers and Industrial Engineering*, 25–28.
- Charalambis, A., Kerbache, L., Tosello, G., Pedersen, D. B., & Mischkot, M. (2017, October). Economic Analysis of Additive Manufacturing Integration in Injection Molding Process Chain. In *International Conference on Industrial Engineering and Systems Management (IESM 2017)*.
- Chaudhuri, Atanu, Rogers, Helen, Søberg Peder and Pawar, Kulwant.2017,"Identifying future 3D printing related services: insights from Denmark and Germany" 22nd International Symposium on Logistics, Ljubljana, Slovenia
- Chen, Jin-Xiao. 2011. "Peer-Estimation for Multiple Criteria ABC Inventory Classification." *Computers and Operations Research* 38:1784–91.
- Chen, Jin Xiao. 2012. "Multiple Criteria ABC Inventory Classification Using Two Virtual Items." *International Journal of Production Research*.
- Chen, Ye, Kevin Li, Jason Levy, Keith Hipel, and D Kilgour. 2008. "A Rough Set Approach to Multiple Criteria ABC Analysis." In *Transactions on Rough Sets {VIII}*, 35–52.
- Chen, Ye, Kevin W. Li, D. Marc Kilgour, and Keith W. Hipel. 2008. "A Case-Based Distance Model for Multiple Criteria ABC Analysis." *Computers and Operations Research* 35:776–96.
- Cohen, Morris A., and Ricardo Ernst. 1988. "Multi-Item Classification and Generic Inventory Stock Control Policies." *Production and Inventory Management Journal*.
- Cooper, Harris M. 1988. "Organizing Knowledge Synthesis: A Taxonomy of Literature Reviews." *Knowledge in Society* 1:104–26.

- Curran, Chris. 2016. "The Road Ahead for 3-D Printing." Next in Tech, PwC. 2016. <http://usblogs.pwc.com/emerging-technology/the-road-ahead-for-3d-printing/>.
- d'Aveni, Richard. 2015, "The 3D Printing Revolution", *Harvard Business Review*, May 2015: 40-48
- d' Aveni. Richard. 2018, "The 3D Printing playbook", *Harvard Business Review*, July-August, <https://hbr.org/2018/07/the-3-d-printing-playbook>
- Danas, Konstantinos, Abdul Roudsari, and Panayiotis H. Ketikidis. 2006. "The Applicability of a Multi-attribute Classification Framework in the Healthcare Industry." *Journal of Manufacturing Technology Management* 17 (6):772–85.
- Duchessi, Peter, Gigi Kumar Tayi, and Joshua B Levy. 1988. "A Conceptual Approach for Managing of Spare Parts." *International Journal of Physical Distribution & Materials Management* 18(5): 8-15.
- Durach, Christian F., Stefan Kurpjuweit, and Stephan M. Wagner. 2017. "The Impact of Additive Manufacturing on Supply Chains." *International Journal of Physical Distribution & Logistics Management* 47 (10):954–71.
- Durão, Luiz Fernando C.S., Alexander Christ, Eduardo Zancul, Reiner Anderl, and Klaus Schützer. 2017. "Additive Manufacturing Scenarios for Distributed Production of Spare Parts." *International Journal of Advanced Manufacturing Technology* 93 (1–4):869–80.
- Ernst, Ricardo, and Morris A. Cohen. 1990. "Operations Related Groups (ORGs): A Clustering Procedure for Production/Inventory Systems." *Journal of Operations Management* 9 (4):574–98.
- Exone. 2018. "Exerial." 2018. https://www.exone.com/Portals/0/Systems/Exerial/X1_Exerial_US.pdf.
- Farsoon Technologies. 2018. "HT1001P." 2018. http://en.farsoon.com/solution_list01_detail/productId=78.html.
- Feldmann, Carsten, and Andreas Pumpe. 2017. "A Holistic Decision Framework for 3D Printing Investments in Global Supply Chains." *Transportation Research Procedia* 25:677–94.
- Flores, Benito E., David L. Olson, and V. K. Dorai. 1992. "Management of Multicriteria Inventory Classification." *Mathematical and Computer Modelling* 16 (12):71–82.
- Flores, Benito E., and D. Clay Whybark. 1986. "Multiple Criteria ABC Analysis." *International Journal of Operations & Production Management* 6 (3):38–46.
- Gajpal, Prem Prakash, L.S. Ganesh, and Chandrasekharan Rajendran. 1994. "Criticality Analysis of Spare Parts Using the Analytic Hierarchy Process." *International Journal of Production Economics* 35:293–97.
- Gao, W., Zhang, Y., Ramanujan, D., Ramani, K., Chen, Y., Williams, C. B., ... & Zavattieri, P. D. (2015). The status, challenges, and future of additive manufacturing in engineering. *Computer-Aided Design*, 69, 65-89.
- Gardan, J. 2016. "Additive manufacturing technologies: state of the art and trends". *International Journal of Production Research*, 54(10): 3118-3132.
- Ghadge, Abhijeet, Georgia Karantoni, Atanu Chaudhuri, and Aravindan Srinivasan. 2018. "Impact of Additive Manufacturing on Aircraft Supply Chain Performance: A System Dynamics Approach." *Journal of Manufacturing Technology Management* 29 (5):846–65.
- Gibson, Ian, David W. Rosen, and Brent Stucker. 2009. *Additive Manufacturing Technologies: Rapid Prototyping to Direct Digital Manufacturing. Assembly Automation*. Vol. 54.
- Gress, Douglas R., and Ronald V. Kalafsky. 2015. "Geographies of Production in 3D: Theoretical and Research Implications Stemming from Additive Manufacturing." *Geoforum* 60 (2015). Elsevier Ltd:43–52.

- Guvenir, H Altay, and Erdal Erel. 1998. "Multicriteria Inventory Classification Using a Genetic Algorithm." *European Journal of Operational Research* 105:29–37.
- Hadar, Ronen (2018), "Print your tools, discover prodigious use cases", presented at Mobility Goes Additive Annual Meeting, Sep 26, 2018, Berlin, Germany
- Hadi-Vencheh, A. 2010. "An Improvement to Multiple Criteria ABC Inventory Classification." *European Journal of Operational Research* 201:962–65.
- Hadi-Vencheh, A., and A. Mohamadghasemi. 2011. "A Fuzzy AHP-DEA Approach for Multiple Criteria ABC Inventory Classification." *Expert Systems with Applications* 38:3346–52.
- Hasan, Saad, Allan Rennie, and Jamal Hasan. 2013. "The Business Model for the Functional Rapid Manufacturing Supply Chain." *Studia Commercialia Bratislavensia* 6 (24):536–52.
- Hatefi, S. M., S. A. Torabi, and P. Bagheri. 2014. "Multi-Criteria ABC Inventory Classification with Mixed Quantitative and Qualitative Criteria." *International Journal of Production Research* 52(3): 776-786 .
- Holmström, Jan, Matthias Holweg, Siavash H. Khajavi, and Jouni Partanen. 2016. "The Direct Digital Manufacturing (r)Evolution: Definition of a Research Agenda." *Operations Management Research* 9 (1–2). *Operations Management Research*:1–10.
- Holmström, Jan, Giacomo Liotta, and Atanu Chaudhuri. 2017. "Sustainability Outcomes through Direct Digital Manufacturing-Based Operational Practices: A Design Theory Approach." *Journal of Cleaner Production* 167:951–61.
- Holmström, Jan, and Jouni Partanen. 2014. "Digital Manufacturing-Driven Transformations of Service Supply Chains for Complex Products." *Supply Chain Management: An International Journal* 19 (4):421–30.
- Holmström, Jan, Jouni Partanen, Jukka Tuomi, and Manfred Walter. 2010. "Rapid Manufacturing in the Spare Parts Supply Chain: Alternative Approaches to Capacity Deployment." *Journal of Manufacturing Technology Management*, 21 (6):687–97.
- Holweg, Mathias. 2015. "The limits of 3D Printing", *Harvard Business Review*, June, <https://hbr.org/2015/06/the-limits-of-3d-printing#>
- Hopkinson, N, and Dickens. 2003. "Analysis of Rapid Manufacturing Using Layer Manufacturing Processes for Production." *Journal of Mechanical Engineering* 217(1): 31–39.
- Hu, Q., S. Chakhar, S. Siraj, and A. Labib. 2017. "Spare Parts Classification in Industrial Manufacturing Using the Dominance-Based Rough Set Approach." *European Journal of Operational Research* 262:1136–63.
- Huang, Samuel H., Peng Liu, Abhiram Mokasdar, and Liang Hou. 2013. "Additive Manufacturing and Its Societal Impact: A Literature Review." *International Journal of Advanced Manufacturing Technology* 67 (5–8):1191–1203.
- Huiskonen, Janne. 2001. "Maintenance Spare Parts Logistics: Special Characteristics and Strategic Choices." *International Journal of Production Economics* 71 (1–3):125–33.
- Irepa Laser. 2018. "Magic LF 6000." 2018. <https://www.irepa-laser.com/fr>.
- ISO. 2015. "ISO/DIS 17296-2, Additive Manufacturing - General Principles—Part 2: Overview of process categories and feedstock". International Organization for Standardization, Geneva, Switzerland.
- ISO/ASTM. 2015. "ISO/ASTM 52900:2015 Additive Manufacturing -- General Principles -- Terminology". International Organization for Standardization, Geneva, Switzerland.
- ISO. 2014. "ISO 17296-1, Additive Manufacturing - General Principles—Part 1: Terminology". International Organization for Standardization, Geneva, Switzerland.
- Jamshidi, Hossein, and Ajeet Jain. 2008. "Multi-Criteria ABC Inventory Classification: With Exponential Smoothing Weights." *Journal of Global Business Issues*.

- Jha, S. K. 2016. "Emerging Technologies: Impact on Shipbuilding." *Maritime Affairs: Journal of the National Maritime Foundation of India* 12 (2):78–88.
- Joshi, S. C., & Sheikh, A. A. 2015. "3D printing in aerospace and its long-term sustainability", *Virtual and Physical Prototyping*, 10(4):175-185.
- Kabir, Golam, and M. Ahsan Akhtar Hasin. 2013. "Multi-Criteria Inventory Classification through Integration of Fuzzy Analytic Hierarchy Process and Artificial Neural Network." *International Journal of Industrial and Systems Engineering* 14 (1):74–103.
- Keskin, Gulsen Aydin, and Coskun Ozkan. 2013. "Multiple Criteria ABC Analysis with FCM Clustering." *Journal of Industrial Engineering* 1:7.
- Khajavi, Siavash H., Jouni Partanen, and Jan Holmström. 2014. "Additive Manufacturing in the Spare Parts Supply Chain." *Computers in Industry* 65 (1):50–63.
- Khorram Niaki, Mojtaba, and Fabio Nonino. 2017. "Additive Manufacturing Management: A Review and Future Research Agenda." *International Journal of Production Research* 55 (5):1419–39.
- Knofius, Nils, Matthieu C. van der Heijden, and W.H.M. Zijm. 2016. "Selecting Parts for Additive Manufacturing in Service Logistics." *Journal of Manufacturing Technology Management* 27 (7):915–31.
- Kothman, Ivo, and Niels Faber. 2016. "How 3D Printing Technology Changes the Rules of the Game: Insights from the Construction Sector." *Journal of Service Management* 27 (7):932–43.
- Lancker, Peter Van. 2015. "3D Printing: The Influence of Intellectual Property." 2015. <https://www.creax.com/en/our-work/the-3d-printing-evolution-insights-on-the-influence-of-ip-on-technology-dev>.
- Li, Yao, Guozhu Jia, Yang Cheng, and Yuchen Hu. 2017. "Additive Manufacturing Technology in Spare Parts Supply Chain: A Comparative Study." *International Journal of Production Research* 55 (5). Taylor & Francis:1498–1515.
- Lindemann, C, U Jahnke, M Moi, and R Koch. 2012. "Analyzing Product Lifecycle Costs for a Better Understanding of Cost Drivers in Additive Manufacturing." *International Solid Freeform Fabrication Symposium* 23:177–88.
- Lindemann, Christian, Thomas Reiher, Ulrich Jahnke, and Rainer Koch. 2015. "Towards a Sustainable and Economic Selection of Part Candidates for Additive Manufacturing." *Rapid Prototyping Journal* 21 (2):216–27.
- Lipson, Hod, and Melba Kurman. 2013. *Fabricated: The New World of 3D Printing*. John Wiley & Sons.
- Liu, Jiapeng, Xiuwu Liao, Wenhong Zhao, and Na Yang. 2016. "A Classification Approach Based on the Outranking Model for Multiple Criteria ABC Analysis." *Omega (United Kingdom)* 61:19–34.
- Liu, Peng, Samuel H. Huang, Abhram Mokasdar, Heng Zhou, and Liang Hou. 2014. "The Impact of Additive Manufacturing in the Aircraft Spare Parts Supply Chain: Supply Chain Operation Reference (Scor) Model Based Analysis." *Production Planning and Control* 25 (13–14):1169–81.
- Lolli, F., A. Ishizaka, and R. Gamberini. 2014. "New AHP-Based Approaches for Multi-Criteria Inventory Classification." *International Journal of Production Economics* 156:62–74.
- Meisel, Nicholas A., Christopher B. Williams, Kimberly P. Ellis, and Don Taylor. 2016. "Decision Support for Additive Manufacturing Deployment in Remote or Austere Environments." *Journal of Manufacturing Technology Management* 27 (7):898–914.
- Mohammaditabar, D., S. H. Ghodsypour, and C. O'Brien. 2012. "Inventory Control System Design by Integrating Inventory Classification and Policy Selection." *International Journal of Production Economics* 140:655–59.

- Molenaers, An, Baets, H., Pintelon, I., and Waeyenbergh, G. 2012. "Criticality Classification of Spare Parts: A Case Study." *International Journal of Production Economics* 140 (2). Elsevier:570–78.
- Muir, M., & Haddud, A. (2018). Additive manufacturing in the mechanical engineering and medical industries spare parts supply chain. *Journal of Manufacturing Technology Management*, 29(2), 372-397.
- Ng, Wan Lung. 2007. "A Simple Classifier for Multiple Criteria ABC Analysis." *European Journal of Operational Research* 177(1): 344-353.
- Oettmeier, Katrin, and Erik Hofmann. 2016. "Impact of Additive Manufacturing Technology Adoption on Supply Chain Management Processes and Components." *Journal of Manufacturing Technology Management* 27 (7):944–68.
- Ortt, Roland J. 2017. "Guest Editorial." *Journal of Manufacturing Technology Management* 28 (1):2–9.
- Park, Jaehun, Bae, H., and Bae, J. 2014. "Cross-Evaluation-Based Weighted Linear Optimization for Multi-Criteria ABC Inventory Classification." *Computers and Industrial Engineering* 76:40–48.
- Partovi, F. Y., and M. Anandarajan. 2002. "Classifying Inventory Using an Artificial Neural Network Approach." *Computers and Industrial Engineering* 41:389–404.
- Partovi, Fariborz Y., and Jonathan Burton. 1993. "Using the Analytic Hierarchy Process for ABC Analysis." *International Journal of Operations & Production Management* 13 (9):29–44.
- Pérès, F., & Noyes, D. 2006. "Envisioning e-logistics developments: making spare parts in situ and on demand: state of the art and guidelines for future developments." *Computers in Industry* 57(6): 490-503.
- Persson, Fredrik, and Nicola Saccani. 2009. "Managing the After-Sales Logistic Network – a Simulation Study." *Production Planning and Control* 20 (2):125–34.
- Petrović, D., and R Petrović. 1992. "SPARTA II: Further Development in an Expert System for Advising on Stocks of Spare Parts." *International Journal of Production Economics* 24:291–300.
- Petrovic, Vojislav, Juan Vicente Haro Gonzalez, Olga Jordá Ferrando, Javier Delgado Gordillo, Jose Ramon Blasco Puchades, and Luis Portoles Grinan. 2011. "Additive Layered Manufacturing: Sectors of Industrial Application Shown through Case Studies." *International Journal of Production Research* 49 (4):1061–79.
- Pour, Milad Ashour, and Simone Zanoni. 2017. "Impact of Merging Components by Additive Manufacturing in Spare Parts Management." *Procedia Manufacturing* 11 (June):610–18.
- Ramanathan, Ramakrishnan. 2006. "ABC Inventory Classification with Multiple-Criteria Using Weighted Linear Optimization." *Computers and Operations Research* 33:695–700.
- Razaei, Jafar, and Shad Dowlatshahi. 2010. "A Rule-Based Multi-Criteria Approach To Inventory Classification." *International Journal of Production Research* 48 (23):7107–26.
- Redwood, Ben, Schoffer, Filemon and Garrett, Brian 2018. *The 3D Printing Handbook: Technologies, design and applications*, 3D Hubs B.V. 2018, ISBN- 978-90-827485-0-5
- Rezaei, Jafar. 2007. "A Fuzzy Model for Multi-Criteria Inventory Classification." *Analysis of Manufacturing Systems*, 167–72.
- Rockart, J.F., 1979. Chief executives define their own data needs. *Harvard Business Review*, 57(2),81-93.

- Roda, Irene, Marco Macchi, Luca Fumagalli, and Pablo Viveros. 2014. "A Review of Multi-Criteria Classification of Spare Parts: From Literature Analysis to Industrial Evidences." *Journal of Manufacturing Technology Management* 25 (4):528–49.
- Rogers, Helen, Norbert Baricz, and Kulwant S. Pawar. 2016. "3D Printing Services: Classification, Supply Chain Implications and Research Agenda." *International Journal of Physical Distribution & Logistics Management* 46 (10):886–907.
- Rogers, Helen, Christos Braziotis, and Kulwant S. Pawar. 2017. "Special Issue on 3D Printing: Opportunities and Applications for Supply Chain Management." *International Journal of Physical Distribution & Logistics Management* 47 (10):950–53.
- Ruffo, Massimiliano, Chris Tuck, and Richard Hague. 2007. "Make or Buy Analysis for Rapid Manufacturing." *Rapid Prototyping Journal* 13 (1):23–29.
- Ryan, Michael J., Daniel R. Eyers, Andrew T. Potter, Laura Purvis, and Jonathan Gosling. 2017. "3D Printing the Future: Scenarios for Supply Chains Reviewed." *International Journal of Physical Distribution & Logistics Management* 47 (10):992–1014.
- Rylands, Brogan, Tillmann Böhme, Robert Gorkin, Joshua Fan, and Thomas Birtchnell. 2016. "The Adoption Process and Impact of Additive Manufacturing on Manufacturing Systems." *Journal of Manufacturing Technology Management* 27 (7):969–89.
- Sarmah, S. P., and U. C. Moharana. 2015. "Multi-Criteria Classification of Spare Parts Inventories – a Web Based Approach." *Journal of Quality in Maintenance Engineering* 21 (4):456–77.
- Sasson, Amir, and John Chandler Johnson. 2016. "The 3D Printing Order: Variability, Supercenters and Supply Chain Reconfigurations." *International Journal of Physical Distribution & Logistics Management* 46 (1):82–94.
- Sciaky, Inc. 2018. "Sciaky, Inc. - Industrial Metal 3D Printing." 2018. <http://www.sciaky.com/>.
- Seuring, Stefan, and Stefan Gold. 2012. "Conducting Content-Analysis Based Literature Reviews in Supply Chain Management." *Supply Chain Management: An International Journal* 17 (5):544–55.
- Silver, Edward A, David F Pyke, and Rein Peterson. 1998. *Inventory Management and Production Planning and Scheduling*. Wiley and Sons. Third Edit. John Wiley & Sons.
- Souza, Robert de, Albert Wee Kwan Tan, Hafidzaturrafeah Othman, and Miti Garg. 2011. "A Proposed Framework for Managing Service Parts in Automotive and Aerospace Industries." *Benchmarking: An International Journal* 18 (6):769–82.
- Soylu, B., and B. Akyol. 2014. "Multi-Criteria Inventory Classification with Reference Items." *Computers and Industrial Engineering* 69:12–20.
- Stratasys. 2018. "Stratasys Direct." 2018. <https://www.stratasysdirect.com/>.
- Strong, Danielle, Issariya Sirichakwal, Guha P. Manogharan, and Thomas Wakefield. 2017. "Current State and Potential of Additive – Hybrid Manufacturing for Metal Parts." *Rapid Prototyping Journal* 23 (3):577–88.
- Sun, Lushan, and Li Zhao. 2017. "Envisioning the Era of 3D Printing: A Conceptual Model for the Fashion Industry." *Fashion and Textiles* 4 (1).
- Teixeira, Catarina, Isabel Lopes, and Manuel Figueiredo. 2017. "Multi-Criteria Classification for Spare Parts Management - a Case Study." *Procedia Manufacturing* 11:1560–67.
- Tiertime. 2018. "Tiertime 3D Printer." <https://www.tiertime.com/>. 2018.
- Tiwari, S. K., Pande, S., Agrawal, S., & Bobade, S. M. 2015. "Selection of selective laser sintering materials for different applications" *Rapid prototyping journal*, 21(6), 630-648.
- Torabi, S. A., S. M. Hatefi, and B. Saleck Pay. 2012. "ABC Inventory Classification in the Presence of Both Quantitative and Qualitative Criteria." *Computers and Industrial Engineering* 63:530–37.

- Tranfield, David, David Denyer, and Palminder Smart. 2003. "Towards a Methodology for Developing Evidence-Informed Management Knowledge by Means of Systematic Review." *British Journal of Management* 14:207–22.
- Tuck, Christopher, Richard Hague, and Neil Burns. 2007. "Rapid Manufacturing: Impact on Supply Chain Methodologies and Practice." *International Journal of Services and Operations Management* 3 (1):1.
- Uriondo, A., Esperon-Miguez, M., & Perinpanayagam, S. 2015. "The present and future of additive manufacturing in the aerospace sector: A review of important aspects". *Proceedings of the Institution of Mechanical Engineers, Part G: Journal of Aerospace Engineering*, 229(11): 2132-2147.
- Utterbeeck, Filip Van, Hartanto Wong, Dirk Van Oudheusden, and Dirk Cattrysse. 2009. "The Effects of Resupply Flexibility on the Design of Service Parts Supply Systems." *Transportation Research Part E: Logistics and Transportation Review* 45 (1):72–85.
- Voss, Chris, Nikos Tsikriktsis, and Mark Frohlich. 2002. "Case Research in Operations Management." *International Journal of Operations & Production Management* 22 (2):195–219.
- Voxeljet. 2018. "Voxeljet." 2018. <https://www.voxeljet.com/>.
- Wagner, S. M., and E. Lindemann. 2008. "A Case Study-Based Analysis of Spare Parts Management in the Engineering Industry." *Production Planning and Control* 19 (4):397–407.
- Wagner, Stephan M., and Robert O. Walton. 2016. "Additive Manufacturing's Impact and Future in the Aviation Industry." *Production Planning and Control* 27 (13):1124–30.
- Walter, Manfred, Jan Holmström, and Hannu Yrjölä. 2004. "Rapid Manufacturing and Its Impact on Supply Chain Management." *Proceedings of the Logistics Research Network Annual Conference*, no. November:12. http://legacy-tuta.hut.fi/logistics/publications/LRN2004_rapid_manufacturing.pdf.
- Wang, Y., Blache, R., Zheng, P., & Xu, X. 2018. A Knowledge Management System to Support Design for Additive Manufacturing Using Bayesian Networks. *Journal of Mechanical Design*, 140(5): 1-13.
- Weller, Christian, Robin Kleer, and Frank T. Piller. 2015. "Economic Implications of 3D Printing: Market Structure Models in Light of Additive Manufacturing Revisited." *International Journal of Production Economics* 164. Elsevier:43–56.
- Wohlers Associates. 2018. "Manufacturers and Developers of Additive Systems and Materials." 2018. <https://wohlersassociates.com/manufacturers-and-developers.html>.
- Woodson, Thomas S. 2015. "3D Printing for Sustainable Industrial Transformation." *Development* 58 (4):571–76.
- Yu, Min Chun. 2011. "Multi-Criteria ABC Analysis Using Artificial-Intelligence-Based Classification Techniques." *Expert Systems with Applications* 38(4): 3416-3421.
- Zanardini, Massimo, Andrea Bacchetti, Simone Zanoni, and Milad Ashourpour. 2016. "Additive Manufacturing Applications in the Domain of Product Service System: An Empirical Overview." *Procedia CIRP* 47:543–48.
- Zeng, Y.-R., L. Wang, and J. He. 2012. "A Novel Approach for Evaluating Control Criticality of Spare Parts Using Fuzzy Comprehensive Evaluation and GRA." *International Journal of Fuzzy Systems* 14 (3):392–401.
- Zhou, Peng, and Liwei Fan. 2007. "A Note on Multi-Criteria ABC Inventory Classification Using Weighted Linear Optimization." *European Journal of Operational Research* 182:1488–91.

Appendix 1. Literature included in the review

Search category	Literature	No.
AM + SP	(Berman 2012; Durão et al. 2017; Jha 2016; Pérès and Noyes, 2006; Pour and Zanoni 2017; Zanardini et al. 2016)	6
AM + SC	(Achillas et al. 2014; Attaran 2017; Ben-Ner and Siemsen 2017; Durach et al., 2017; Feldmann and Pompe 2017; Gao et al., 2015; Gress and Kalafsky 2015; Hasan et al., 2013; Holmström et al. 2016; Holmström et al.,2017; Holmström and Partanen 2014; Huang et al. 2013; Joshi and Sheikh, 2015; Khorram Niaki and Nonino 2017; Kothman and Faber 2016; Oettmeier and Hofmann 2016; Ortt 2017; Rogers et al., 2016; Rogers et al.,2017; Ryan et al. 2017; Rylands et al. 2016; Strong et al. 2017; Sun and Zhao 2017; Wagner and Walton 2016; Woodson 2015)	25
SP + SC	(Behfard et al. 2015; Bergman et al. 2017; Danas et al., 2006; de Souza et al. 2011; Huiskenon 2001; Van Utterbeeck et al. 2009; Wagner and Lindemann 2008)	7
AM + SP + SC	(Holmström et al. 2010; Khajavi, Partanen, and Holmström 2014; Knofius, van der Heijden, and Zijm 2016; Li et al. 2017; P. Liu et al. 2014; Meisel et al. 2016; Sasson and Johnson 2016)	7
SP + Classification	(Antosz and Ratnayake 2016; Baykasoglu et al., 2016; Braglia et al., 2004; Duchessi et al.,1988; Ernst and Cohen 1990; Gajpal et al., 1994; Hu et al. 2017; Molenaers et al. 2012; Persson and Saccani 2009; Roda et al. 2014; Sarmah and Moharana 2015; Teixeira et al.,2017)	12
Backward search	(ASTM International 2013; Atzeni and Salmi 2012; Bhattacharya et al., 2007; Cakir and Canbolat 2008; Çebi et al., 2010; J. X. Chen 2012; J.-X. Chen 2011; Y. Chen et al. 2008; Y. Chen et al. 2008; Cohen and Ernst 1988; Flores et al., 1992; Flores and Whybark 1986; Gibson et al., 2009; Guvenir and Erel 1998; Hadi-Vencheh 2010; Hadi-Vencheh and Mohamadghasemi 2011; Hatefi et al.,2014; Hopkinson and Dickens 2003; Jamshidi and Jain 2008; Kabir and Hasin 2013; Keskin and Ozkan 2013; Lindemann et al. 2012; Lindemann et al. 2015; J. Liu et al. 2016; Lolli, Ishizaka, and Gamberini 2014; Mohammaditabar et al., 2012; Ng 2007; Park, Bae, and Bae 2014; Partovi and Anandarajan 2002; Partovi and Burton 1993; Petrović and Petrović 1992; Petrovic et al. 2011; Ramanathan 2006; Razaee and Dowlatshahi 2010; Rezaei 2007; Ruffo et al., 2007; Silver et al., 1998; Soyly and Akyol 2014; Torabi et al., 2012; Tuck et al., 2007; Walte et al., 2004; Weller et al., 2015; Yu 2011; Zeng et al.,2012; Zhou and Fan 2007)	45

Appendix 2. Terminologies and their usage across literature

Terminologies appearing under keywords were not counted, as these were not directly used by the authors. The terminologies Manufacturing and Production were assumed synonyms.

	Additive manufacturing (AM)	Additive manufacturing technology	Additive manufacturing process	Additive processes	Additive systems / machines	Digital layer manufacturing	Digital manufacturing	Direct additive manufacturing	Direct additive laser methods	Generative manufacturing	Freeform manufacturing / fabrication	Layer-by-layer manufacturing	3D printing	3D printer	3D manufacturing	3D machine	3D technology	Rapid application	Rapid prototyping (RP)	Rapid printing	Rapid manufacturing	Rapid tooling
Achillas et al. (2014)	T		P	T					P	P		T					P	P	P			
ASTM International (2013)	P	T	P	P	T	P				P	P		P	T				A		A		
Attaran (2017)	T	T	T					T		T		P	T					A		A		
Atzeni and Salmi (2012)	P	T		P	T	P	P	P	P									T		P		
Ben-Ner and Siemsen (2017)	T			P								T	T						P			
Berman (2012)	P		P					E				P	T	T	T	A	P			E		
Durach, Kurpjuweit, and Wagner (2017)	T	P				T						T	T									
Durão et al. (2017)	P																					
Feldmann and Pumpe (2017)	T	P										P					A					
Gress and Kalafsky (2015)	P	T										P					A					
Hasan, Rennie, and Hasan (2013)	P								T	T		T	T				U		U			
Holmström et al. (2010)																		P		P	A	
Holmström and Partanen (2014)	T				P							T										
Holmström et al. (2016)	P					P						P						P				
Holmström, Liotta, and Chaudhuri (2017)	T					P	P					T						P		U	P	
Hopkinson and Dickens (2003)			P							P								P		P		
Huang et al. (2013)	P	P				P						T	T					P		P		
Jha (2016)	P											T	T			T	A					
Khajavi, Partanen, and Holmström (2014)	T				T			T				T						T				
Khorram and Nonino (2017)	P					E		P	P	P		T	T								E	
Knofius, van der Heijden, and Zijm (2016)	P																					
Kothman and Faber (2016)	T	P										T	T									
Li et al. (2017)	T	T						T				T						U				
Lindemann et al. (2012)	T																	T		T		
Liu et al. (2014)	P																					
Meisel et al. (2016)	P											P	T							A		
Oettmeier and Hofmann (2016)	P		P		P	P	P					P					A		P			
Ortt (2017)	T											T	T							A		
Petrovic et al. (2011)	T	P	T	P				P	P	P		P						T		P	P	
Pour and Zanoni (2017)	U	P																				
Rogers, Baricz, and Pawar (2016)	P				P		U					P	T					A		P	A	
Rogers, Braziotis, and Pawar (2016)	U											P						P				
Ruffo, Tuck, and Hague (2007)												T						P		P		
Ryan et al. (2017)	P											P	T							P		
Rylands et al. (2016)	P									P		P	T					A		P		
Sasson and Johnson (2016)	P		P			T						T	T	P		T				T		
Strong et al. (2017)	P	P	P	P	P	P		P	P	P		P	T						P			
Sun and Zhao (2017)	T				P	P	T		T			T	T	P								
Tuck, Hague, and Burns (2007)	P				P															P	P	
Wagner and Walton (2016)	T				U	U						P										
Walter, Holmström, and Yrjölä (2004)									T	T		T						P		P	A	
Weller, Kleer, and Piller (2015)	T						P	P		P		T	T					A		U		
Woodson (2015)	P											P	U									
Zanardini et al. (2016)	P										U	U	T					A				

A- Application, P- Process, T-Technology, E-evolutionary phase, U- unspecified

Appendix 3. AM equipment and systems manufacturers 2018

Manufacturers were identified through Wohlers Associates (2018).

Manufacturer	Model	Build size (mm)	Layer thickness	Material class	Material details	Build speed
3D Systems	ProX DMP 320	275 x 275 x 420	2-60 µm	Metal	LaserForm®Ti Gr. 12 LaserForm®Ti Gr. 52 LaserForm®Ti Gr. 232 LaserForm® Ni7183 LaserForm®Stainless 316L3	N/A
3D Systems	ProJet MJP 5600	518 x 381 x 300	13-16 µm	Plastic (multi)	Rigid Plastic Black, Rigid Plastic White, Rigid Plastic Clear, Elastomeric Black, Elastomeric Natural, multi-material composites	N/A
3D Systems	ProX SLS 6100	381 x 330 x 460	0.08-0.15 mm	Plastic	Plastics, composites, elastomer and CastForm® PS (powders)	2.7 l/hr
3DCeram	CERAMAKER 900	300 x 300 x 100	30 µm	Ceramic	N/A	N/A
Agilista	N/A	N/A	N/A	N/A	N/A	N/A
Arcam AB	Arcam A2X	200 x 200 x 380	250 µm	Metal	Titanium Ti6Al4V, Titanium Ti6Al4V ELI, Titanium Grade 2, Cobalt-Chrome, ASTM F75, Nickel Alloy 718	N/A
Arcam AB	Q20plus	350 x 380 (Ø/H)	140 µm	Metal	Titanium Ti6Al4V, Titanium Ti6Al4V ELI, Titanium Grade 2, Cobalt-Chrome, ASTM F75, Nickel Alloy 718	N/A
Asiga	N/A	N/A	N/A	N/A	N/A	N/A
Carima	DM250	250 x 140 x 280	130 µm	Plastic	Various Photopolymer Resin	N/A
CMET	ATOMm-8000	800 x 600 x 400	0.05 mm	Plastic	Resins	N/A
Concept Laser	X LINE 2000R	800 x 400 x 500	30-150 µm	Metal	Aluminium (AlSi10Mg) Titanium alloy (TiAl6V4 ELI) Nickel-based alloy (Alloy 718)	120 cm ³ /h
DWS	XPRO S	300 x 300 x 300	10-100 µm	Plastic	Polymers and flexible materials	N/A
EnvisionTEC	SLCOM 1	30" x 24" x 24"	0.1-1.0 mm	Plastic	Polymer matrices. Can be reinforced with fibers like: Carbon Fiber, Fiberglass, Aramid Fiber (i.e. Kevlar), PBO (i.e. Zylon), along with metal fibers like steel, aluminum or titanium	N/A
EnvisionTEC / Viridis3D	RAM 336	3' x 3' x 6'	200-500µ	Sand		1.5 - 2.5 vertical inch / h
EOS	EOS M 400-4	400 x 400 x 400 incl. build plate	100 µm	Metal	EOS Aluminium AlSi10Mg, EOS Nickel Alloy IN718, EOS Nickel Alloy HX, EOS MaragingSteel MS1, EOS StainlessSteel 316L, EOS Titanium Ti64, EOS Titanium TiCP Grade 2	N/A
EOS	EOS P 770	700 x 380 x 580	0.06-0.18 mm	Plastic	Alumide, PA 1101, PA 1102 black, PA 2200, PA 2201, PA 3200 GF, PrimeCast 101, PrimePart FR (PA 2241 FR), PrimePart PLUS (PA 2221)	Up to 2 x 10 m/s
ExOne	Exerial™	1200 x 2200 x 700	280-500 µm	Sand	N/A	300–400 L/h
ExOne	M-Print™	400 x 250 x 250	Min. 0.15 mm	Metal	Currently available metals include 420 & 316 stainless steel, sand and other casting media also available.	30-60 seconds/layer

ExOne	M-Flex™	400 x 250 x 250	Min. 0.15 mm	Metal	420 & 316 stainless steel & bronze, bronze and tungsten. Soda lime (semi-opaque) glass, sand and other casting media also available.	30-60 seconds/layer
Farsoon	HT1001P	1000 x 500 x 450	0.06-0.3mm	Plastic	FS3300PA, FS3250MF, FS3400CF, FS3400GF, FS6028PA, (PA6)	15 L/h
Farsoon	FS421M	420 x 420 x 420	0.02-0.1mm	Metal	316L, 17-4PH, CoCr, Ti64, AlSi10Mg, 18Ni300, 420, Cu90Sn10, IN625, IN718, Ta, W	N/A
Formlabs	N/A	N/A	N/A	N/A	N/A	N/A
InssTek, Inc.	MX-Grande	2,000 x 1,000 x 1,000	N/A	Metal (multi)	Inconel, Steel	N/A
InssTek, Inc.	MX-1000	1,000 x 800 x 650	N/A	Metal (multi)	N/A	N/A
Irepa Laser	Magic LF 6000	1500 x 800 x 800	N/A	Metal (multi)	N/A	250 cm ³ /h
Lithoz	CeraFab 8500	76 x 43 x 170	10-100 µm	Ceramics	N/A	100 slices / h
Luxexcel	Luxexcel 3D printing technology	N/A	N/A	Luxexcel VisionClear	N/A	N/A
MakerBot Industries	Replicator+	N/A	N/A	N/A	N/A	N/A
Matsuura	Lumex Avance-25 hybrid	N/A	N/A	N/A	N/A	N/A
Mcor Technologies	Mcor IRIS	N/A	N/A	N/A	N/A	N/A
Microfabrica	EFAB technology	N/A	N/A	N/A	N/A	N/A
OPM Laboratory	OPM250L	250 x 250 x 250	N/A	Metal	N/A	N/A
Optomec	LENS 850-R	900 x 1500 x 900	N/A	Metal	Inconel alloys, stainless steels, titanium alloys	Up to 0.5 kg/hr
Prodways	ProMaker L7000	800 x 330 x 200	25-150 µm	Plastic	Resins	2,5 kg/h
ReaLizer	SLM 300i	300 x 300 x 300	20-100 µm	Metal	CoCr, Titanium, Steel alloys	N/A
Renishaw	RenAM 500M	250 x 250 x 350	N/A	Metal	Titanium, Ti6Al4V Aluminium, AlSi10Mg alloy Cobalt chromium, CoCr Stainless steel, 316L Nickel alloys	N/A
Renishaw	RenAM 500Q	250 x 250 x 350	N/A	Metal	Titanium, Ti6Al4V, Aluminium, AlSi10Mg alloy, Cobalt chromium, CoCr, Stainless steel, 316L, Nickel alloys	Up to 150 cm ³ /h
RepRap	Cartesio	N/A	N/A	Metal	N/A	N/A
Sciaky	The EBAM® 300 System	5791 x 1219 x 1219	N/A	Metal	N/A	7 - 20 lbs / h
SLM Solutions	SLM@500	500 x 280 x 365	20-75 µm	Metal	Al-Alloys, Ni-Alloys, Ti-Alloys, Co-Alloys, Tool and Stainless Steel, Cy-Alloys,	Up to 171 cm ³ /h
Solidscape	S500	N/A	N/A	Wax	N/A	N/A
Stratasys	F900	914.4 x 609.6 x 914.4	0.508 mm	Plastic	Thermoplastics	N/A
Stratasys	OBJET1000 PLUS	1000 x 800 x 500	16 microns	Plastic (multi)	Can allow as many as 14 materials	N/A
Tiertime	X5	180 x 230 x 200	0.05-0.4 mm	Plastic	UP Fila ABS, ABS+ , PLA, TPU and more	N/A
Voxeljet	VX4000	4,000 x 2,000 x 1,000	N/A	Sand	N/A	123 l/h

Voxeljet	VX1000	2800 x 2400 x 2300	150/300 µm	Plastic	Plastic and sand	N/A
Wuhan Binhu Mechanical & Electrical Co., Ltd	HRPS-V	1000 x 1000 x 600	0.08-0.3 mm	Plastic	Polystyrene, coated sand	N/A
Wuhan Binhu Mechanical & Electrical Co., Ltd	HRPM-II	250 x 250 x 250	0.02-0.2 mm	Metal	Stainless steel, Ti / Ni alloys (10-45µm)	N/A
Wuhan Binhu Mechanical & Electrical Co., Ltd	HRPL-III	600 x 600 x 500	0.05-0.3 mm	Plastic	Photosensitive resin	N/A