



# Educational Research and Evaluation

An International Journal on Theory and Practice

ISSN: (Print) (Online) Journal homepage: <https://www.tandfonline.com/loi/nere20>

## A systematic review of the impact of technology-mediated parental engagement on student outcomes

Beng Huat See, Stephen Gorard, Nada El-Soufi, Binwei Lu, Nadia Siddiqui & Lan Dong

To cite this article: Beng Huat See, Stephen Gorard, Nada El-Soufi, Binwei Lu, Nadia Siddiqui & Lan Dong (2021): A systematic review of the impact of technology-mediated parental engagement on student outcomes, Educational Research and Evaluation, DOI: [10.1080/13803611.2021.1924791](https://doi.org/10.1080/13803611.2021.1924791)

To link to this article: <https://doi.org/10.1080/13803611.2021.1924791>



© 2021 The Author(s). Published by Informa UK Limited, trading as Taylor & Francis Group



Published online: 13 May 2021.



Submit your article to this journal [↗](#)



Article views: 192



View related articles [↗](#)



View Crossmark data [↗](#)

# A systematic review of the impact of technology-mediated parental engagement on student outcomes

Beng Huat See , Stephen Gorard , Nada El-Soufi, Binwei Lu <sup>1</sup>,  
Nadia Siddiqui  and Lan Dong

Durham University Evidence Centre for Education, Durham, UK

## ABSTRACT

There is considerable evidence that the level of parental involvement is closely associated with children's school outcomes. Schools are increasingly using digital technology to engage parents, but the impact of such technology on students' learning behaviour is still unclear. This paper reviews and synthesises international evidence from 29 studies to establish whether technology-mediated parental engagement can improve student outcomes. While the review suggests promising evidence in school-parent communication via phone, texts, or emails on children's attainment, attendance, and homework completion, such communications have to be two-way, personalised, and positive. The evidence for home computers and other portable devices is inconclusive. There is no evidence so far that online technological devices and digital media are effective for improving school outcomes. Current research on the use of such technology is weak. Research in this field needs to consider a more careful and scientific approach to improve the evidence base.

## ARTICLE HISTORY

Received 15 January 2021  
Accepted 28 April 2021

## KEYWORDS

Parental engagement; digital technology; pupil outcomes; teacher workload

## Introduction

### *Parental involvement*

Narrowing the attainment gap between children from disadvantaged backgrounds and their peers has been an education priority for successive governments in the UK, and for other developed countries. Substantial investments have been made in education to improve children's learning and wider outcomes. However, despite numerous policies and initiatives by policy makers and in schools to raise the attainment of the poorest children, notable attainment gaps between children from disadvantaged homes and those from more well-to-do families persist in the UK. One possible explanation, proposed by some

**CONTACT** Beng Huat See  b.h.see@durham.ac.uk

© 2021 The Author(s). Published by Informa UK Limited, trading as Taylor & Francis Group  
This is an Open Access article distributed under the terms of the Creative Commons Attribution-NonCommercial-NoDerivatives License (<http://creativecommons.org/licenses/by-nc-nd/4.0/>), which permits non-commercial re-use, distribution, and reproduction in any medium, provided the original work is properly cited, and is not altered, transformed, or built upon in any way.

commentators and taken up enthusiastically by governments, lies in the differential involvement of parents. In 2003, the UK new Labour Government published the Green Paper “Every Child Matters” (HM Treasury, 2003) which highlighted a significant role for parents in children’s education. Since 2009, the Office for Standards in Education, Children’s Services and Skills (Ofsted, the UK national school inspection body) has placed an emphasis on getting schools to engage with parents, to improve the quality of communication between home and school, and to develop strategies that help parents support their children’s learning at home. In the US, schools are required by law to implement parental involvement provisions in order to receive certain federal funds, such as the No Child Left Behind Act of 2001 (NCLB, 2002).

There is considerable evidence from large-scale studies that there is an association between the level of parental involvement and school outcomes for their children (Cooper et al., 2010; Department for Children, Schools and Families [DCSF], 2008; Desforges, 2003). What is less clear is whether parental involvement/engagement is actually a causal factor in attainment or a characteristic of pupils who also have higher attainment. The key question is whether attainment can be increased solely by improving parental involvement. A review of factors linking attainment with parents’ and pupil’s attitude and behaviour by See and Gorard (2015b) identified parental involvement in children’s education as an approach that offered promise as a causal contributor to attainment. A subsequent review of causal evidence on enhanced parental engagement that does not involve the use of technology found no conclusive evidence that parental engagement alone can lead to improved student academic outcomes. This is mainly because a large majority of the studies had serious methodological flaws, and the few that reported positive outcomes were generally complex interventions in which parental involvement was only part of a package of measures taken to improve results (See & Gorard, 2015a). Strategies to enhance parental involvement have now increasingly moved to digital format with the advancement in technology.

Educational technology developers have claimed that such technology can also reduce teachers’ workload through the automation of repetitive tasks. For example, teachers can send messages or homework content to parents enmasse and generate absence reports for parents automatically. Programmes like Marvelous Me, Easypeasy, Pearson Education, and Studybugs all said on their websites that their products could facilitate parental engagement thus reducing teachers’ workload. Such programmes are therefore very appealing to schools. Research has consistently pointed to workload as the top reason for teachers’ decision to leave their jobs (CooperGibson Research, 2018; Higton et al., 2017; Ingersoll & May, 2012; Ingersoll & Perda, 2010; Ingersoll & Smith, 2003; Lynch et al., 2016). Reducing teacher workload is a major challenge for the government in the UK, US, and many developed countries.

### ***Use of EdTech in parental engagement***

A major part of government policy efforts to improve educational quality and minimise inequality has been to engage parents in various ways in their children's learning through the use of technology. The UK government has invested around £10 billion in educational technology since 1999. Between 1997 and 2010, the focus shifted from introducing technology in schools to introducing technology at home to make learning transcend the boundaries of the school thus narrowing the achievement gap of disadvantaged children (Stevenson, 2011).

Several tools are being employed to engage parents in the learning process of their children. Some researchers claim that these tools may ease communication between schools and parents through the use of emails, text messages, or learning platforms or may involve parents in the learning process of their children through the use of apps or games. However, there is still no clear evidence whether any of those practices can lead to better outcomes in children's learning and attainment as many studies (Baydar et al., 2008; Davidovitch & Yavich, 2015; Ellis, 2008) are based on parents' perception of these tools and not on accurate measures of pupils' progress. Receiving emails and text messages is no guarantee that parents are really getting involved. For example, most platforms are being used as one-way channels of communication to send updates to parents (Selwyn et al., 2011). In a comparative case study of 12 schools in England, Selwyn et al. (2011) draw attention to the fact that those platforms are used in schools only to strengthen existing forms of parental engagement and have not produced a major shift in parent-school communication.

Not all forms of technology-mediated communication between schools and parents are the same. Hollingworth et al. (2009) use the terms "thick" and "thin" communication to refer to the various forms of communication between schools and parents. Many factors affect parental engagement such as the direction of information flow which can take the form of one-way or two-way communication, the complexity or the simplicity of the message, the extent to which the information is personalised to every student or sent generically to all parents, and the synchronicity of communication (real-time) or delayed communication.

The use of technology at home to engage parents in children's education is particularly nascent in recent times. When a nationwide lockdown was announced in England in March 2020, many schools and parents turned to online teaching to ensure that children continued to be taught during this period. Many parents found themselves more involved in their children's learning. It is too early to tell how such parental engagement will impact on children's learning. In the meantime, we can look at existing research for evidence of the successful use of digital technology to engage parents.

Although there is a broad evidence base on how digital technologies (DTs) are being used in schools, there is no clear consensus on how technology should be

used effectively to enhance parental engagement. There is also currently no clear evidence yet that the use of technology alone can lead to improvements in learning outcomes (Gorard et al., 2016; Luckin et al., 2012; Organisation for Economic Co-operation and Development [OECD], 2015; US Department of Education, 2014). This new review summarises the strongest evidence relevant to using education technology (EdTech) to improve parental involvement.

### **Previous reviews**

Few previous reviews have dealt with technology-mediated parental engagement, and those that did are mostly concerned with only specific programmes. Spier et al. (2016), for example, deals with educational television, and Ewin et al. (2020) mainly focuses on the impact of parent–child engagement with either a smartphone or a tablet. They do not deal with other technological tools. This current review is unusual in that it covers a wide variety of technological tools that engage parents in pupils' education.

Previous reviews also tended to summarise the findings of existing research or average the effect sizes of the individual studies being synthesised, a practice Slavin called, "muddling meta-analysis" (Slavin, 2020a). Such reviews may give misleading conclusions because weak studies often report big effect sizes (See, 2018). Starkey et al. (2018), for example, reviewed studies that measured the educational value of home internet access, and only provided various classifications of the studies but did not evaluate the strength of the evidence.

### **Aims**

There already exists a large body of research evaluating the use of educational technology in schools, but few focused on the use of educational technology in facilitating parent–school engagement that has beneficial effects on pupil's learning and other wider outcomes. Our new review looks specifically at the use of educational technology in schools that engage parents at home with the potential to reduce teacher workload and improve student outcomes. Accordingly, the aims of this review are to:

- determine whether the use of digital technology in parental engagement can improve young people's outcomes (both cognitive and non-cognitive),
- identify effective digital technology in enhancing parental engagement that also reduces teacher workload,
- identify challenges and barriers to the use of digital technology in parental engagement,
- identify factors that facilitate the successful use of digital technology in parental engagement.

## Methods

### *Search strategy*

To identify relevant studies, we systematically searched 14 electronic databases and search engines (see [Table 1](#)), Google, and Google Scholar. We also followed up references in identified studies and existing reviews of literature as well as work that was known to us from previous work in the field in a daisy-chain manner. The bulk of the material came from the main educational, sociological, psychological databases. To avoid publication bias, we have included both published and unpublished literature (e.g., dissertations/theses).

### *Keywords used in the search*

The keywords included terms related to educational technology, parental engagement, and young people's learning and wider outcomes. As the purpose of this review was to identify approaches that show evidence of impact, the key words also included causal terms (or a synonym) or any research design that would be appropriate for testing a causal model, such as experiments, quasi-experiments, regression discontinuity, and difference-in-difference. No date limiter was applied. This was to allow the search to be as broad as possible. The keywords included parents and its synonyms, engagement/participation, technology/ed tech, evaluation, intervention, words relating to experimental/quasi-experimental designs, and terms relating to teacher and student outcomes. The full list of the syntax is in [Appendix 1](#).

A total of 12,280 research articles were located. Eyeballing of these pieces by titles and abstracts identified 110 apparently relevant ones ([Table 2](#)). These were exported to EndNote, a reference manager for screening. Twenty further articles were added from following up references in the identified studies, from previous systematic reviews, and from studies known to us. One recently published evaluation from the Education Endowment Foundation (EEF) was added to the list of studies (Robinson-Smith et al., 2019) giving a total of 131 relevant research reports.

**Table 1.** Databases/search engines.

Applied Social Sciences Index and Abstracts: ASSIA	PsycINFO
British Education Index	Sage Journals
Ebscohost	ScienceDirect
ERIC	Scopus
Google Scholar, Google	Springer Link
JSTOR	Web of Science
ProQuest Dissertations and Theses Global	Wiley Online Library
PsycARTICLES	

**Table 2.** Database search outcomes.

Database/search engines	Number of studies picked up	Number exported to EndNote
Web of Science Core Collection	2,873	23
ProQuest	3,892	31
ProQuest Dissertations and Theses	1,639	11
PsychINFO	2,565	20
British Education Index	101	2
Web of Science	1,011	1 (many were duplicates from earlier databases)
Wiley Online Library	182	5
Google Scholar, Google	17	17
<b>Total</b>	<b>12,280</b>	<b>110</b>

### Screening

These research papers were then screened for inclusion by applying the inclusion and exclusion criteria below:

Inclusion criteria:

- Reported in English
- Empirical research
- About the use of digital technology in the school context to engage parents that has an effect on teacher outcomes (e.g., workload)
- About the use of technology that has an effect on student academic outcomes (e.g., test scores), and behavioural/affective outcomes (e.g., school attendance, student motivation, attitude and behaviour, self-confidence)
- Young people age from pre-school (age 2–5) to age 18
- Mainstream school

Exclusion criteria:

- Duplicates
- Not primary research
- Not published or reported in English
- Higher education context
- Not actually a report of research at all
- Description of the intervention and how it can (theoretically) improve outcomes with no evaluation of outcomes
- Not about the use of educational technology to support parental engagement
- Outcome is not about teacher workload, student learning, or other behavioural or affective outcomes
- Not empirical research (e.g., promotional literature, opinion pieces)
- Studies that have no clear evaluation of outcomes
- Studies with non-tangible or measurable outcomes
- Ethnographic, opinion pieces, guidance briefs, or manuals

- Anecdotal accounts from schools about successful strategies (e.g., case studies of schools)
- Related to cultures that are alien to English-speaking countries (e.g., specifically about rural India)
- Related to specific groups of children (e.g., children in special homes, hospitals, or children in a Pupil Referral Unit [PRU], which is a type of school that caters for children who are not able to attend a mainstream school)
- Simply a description of the programme

A sample of five were randomly selected and screened by three raters to ensure consistency in applying the inclusion and exclusion criteria. After removing duplicates and applying the inclusion and exclusion criteria, 63 studies (out of 131) were retained for data extraction. Sixty-eight were excluded for the following reasons:

- 16 were removed either because they were duplicates or were not relevant to the review topic;
- 13 were excluded because they were descriptions of parents' use of EdTech tools;
- 1 was excluded because it was not about school's use of EdTech;
- 1 was excluded because it became clear that it did not have a comparison group although the author described the study as a quasi-experimental design;
- 28 were excluded as they were not impact evaluations (e.g., surveys);
- 4 were excluded as the outcomes were not relevant to teacher or student outcomes.

These four included one about body-weight management and one about the development of musicianship. These are not academic or behavioural outcomes. Two were removed as they were concerned specifically about engaging parents of children with special educational needs (autism and other physical disabilities).

### ***Data extraction***

Studies that met the inclusion criteria relevant to the review question and were research related were retained and their full reports retrieved for data extraction. This involved extracting information about all aspects of the research design relating to the sampling strategy, the sample size, allocation to groups, the instruments used to assess the outcome measure, and the attrition rate. More studies were excluded at this stage when it was clear that they were not evaluations of programmes but simple narrative discussions of



previous research and suggestions of strategies. A template for data extraction was designed for use by all reviewers to use to ensure consistency.

Key information extracted included:

- Brief description of the intervention
- Research design:
  - Is it a randomised controlled trial?
  - Is it a quasi-experiment (no randomised allocation to control condition)?
  - Does it have a control and comparison group?
  - Does it have pre- and post-event comparisons?
  - Is it longitudinal, is it a cohort study, or combination of some of these?
  - How is randomisation or other allocation to groups carried out?

Sample:

- Size of sample
- How are the samples identified and allocated?
- School phase (e.g., primary, secondary, post-secondary)

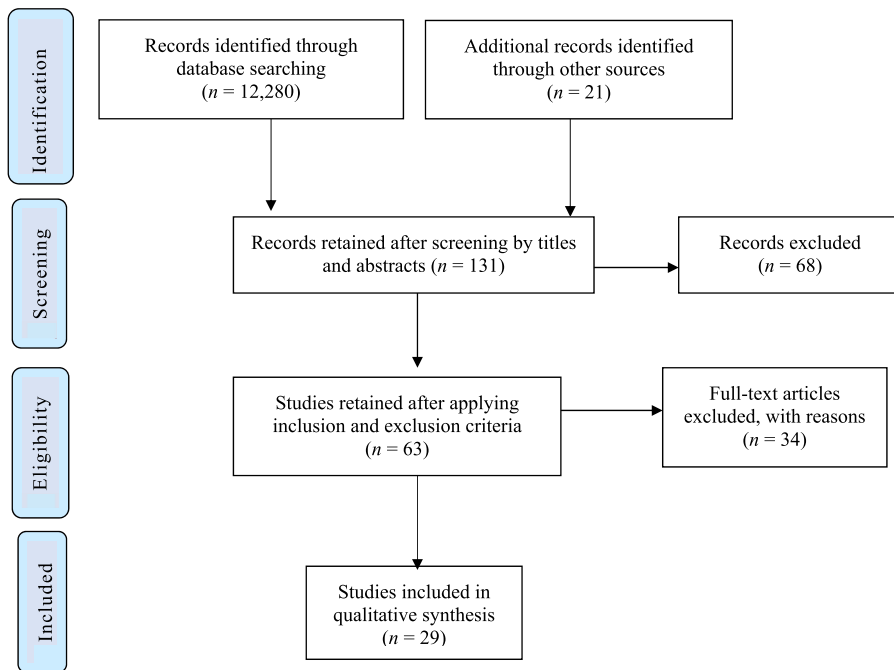
Outcome measures:

- What are the outcomes and how are they measured?

Findings:

- Author's results (e.g., positive or no effects)
- Reviewers' analysis of the results (re-calculate effect size if not estimated or if in doubt)

The data extraction also commented on aspects of the study that might threaten or enhance the internal and external validity of the experiment. This could include size of sample, level of dropout, fidelity to treatment, quality of counterfactual, extraneous/confounding variables, other programmes going on that may have affected the results, misleading use of simple before-and-after figures, and conflicts of interest. Thirty-four were removed after data extraction when it was clear that their study designs would not allow for causal claims to be made. Twenty-nine studies were finally retained and quality assessed. [Figure 1](#) is a flow chart detailing the number of studies at each stage, from identification and screening to data extraction.



**Figure 1.** Flow chart from identification of studies to quality assessment.

Note: Flow chart adapted from Moher et al. (2010).





### ***Assessing the strength of evidence***

Each included study was then assessed for its strength of evidence using the “sieve” (Gorard et al., 2017) based on five criteria (see Table 3):


- Research design and fit to the study research question (e.g., for a causal question, whether it is a randomised controlled trial [RCT] with random assignment of cases, or matched comparison or longitudinal cohort study)
- Scale of the study (smallest cell size)
- Level of attrition/missing cases or data
- Quality of outcome measurement (e.g., self-report or administrative data, independent or intervention-related assessment)
- Other threats to validity (e.g., contamination, randomisation is subverted, conflict of interest)

While RCTs may be regarded as highly appropriate for evaluating the effectiveness of interventions, they are not immune to problems. The validity of the findings of any RCT can be compromised when randomised groups are diffused such as when the control group inadvertently has access to the programme or when randomisation is subverted, such as when teachers swap children around because they think that certain children would benefit more from the

**Table 3.** Quality appraisal “sieve” for causal studies.

Design	Scale	Dropout	Outcomes	Other threats	Rating
Fair design for comparison (e.g., randomised controlled trial)	Large number of cases per comparison group	Minimal attrition with no evidence that it affects the outcomes	Standardised pre-specified independent outcome	No evidence of diffusion or other threat	4 
Balanced comparison (e.g., regression discontinuity, difference-in-difference)	Medium number of cases per comparison group	Some initial imbalance or attrition	Pre-specified outcome, not standardised or not independent	Indication of diffusion or other threat, unintended variation in delivery	3 
Matched comparison (e.g., propensity score matching)	Small number of cases per comparison group	Initial imbalance or moderate attrition	Not pre-specified, but valid outcome	Evidence of experimenter effect, diffusion or variation in delivery	2 
Comparison with poor or no equivalence (e.g., comparing volunteers with non-volunteers)	Very small number of cases pr comparison group	Substantial imbalance or high attrition	Outcomes with issues of validity and appropriateness	Strong indication of diffusion or poorly specified approach	1 
No report of comparator	A trivial scale of study (or <i>N</i> unclear)	Attrition not reported or too high for comparison	Too many outcomes, weak measures or poor reliability	No consideration of threats to validity	0

programme. All this can reduce the effects of the trial. In some cases, the researchers are also the developer of the programme/software, who are likely to have an interest in the success of the trial. These trials tend to report bigger effect sizes (Khan & Gorard, 2012). Therefore, RCTs conducted by intervention developers will reduce the perceived validity of the trial.

Each study is assigned a score using a padlock system between 1 (the minimum standard to be given any weight, including some kind of comparison) and 4 . Four-padlock studies are the most secure, meaning that the evidence is most appropriate for making causal claims. These are studies that use experimental designs, such as RCTs, or regression discontinuity designs. Studies must have a comparison group to meet the minimum standard. If not, they will be awarded a zero rating, unless it is a regression discontinuity or time-series analysis in which there is a comparison of before and after an event in a controlled way. The approach used is described fully in Gorard et al. (2017).

### **Synthesising evidence**

As we sought only the most robust credible evidence, we put great emphasis on the quality of the evidence. Approaches with the most highly rated studies (4 padlocks) showing positive effects are considered the most promising. Unlike most systematic reviews, we do not summarise the aggregated effect sizes as they may give a misleading impression of the efficacy of a programme. Also, a number of studies presented *p* value and significance but did not provide

mean scores to allow for effect size calculation. It is also the case in this review that there are often too few studies for each type of EdTech product that meet our causal criteria. It is therefore not possible to average effect size for each type of programme. As Slavin (2020b) pointed out, the value of any educational programme is not determined by its average effects, but rather by the effectiveness of the best, replicated, and replicable examples. However, we do report the effect size for individual studies where available (or where there are enough data to calculate the effect size), the direction of the effect (positive, negative, or no difference), and the strength of the evidence (i.e., how secure is the finding).

We do not accept the source of any publication or the reputation of its author or funder as any guarantee of research quality. Instead, we judge the credibility of the evidence based on the study design and any threats to the integrity of the research.

## Results

A total of 29 studies met our inclusion criteria in terms of relevance to the research topic and the school context. Eighteen of these concerned the use of digital communication, such as phone calls, text messages, or websites to support parental engagement. Another five were about the use of home computers and other portable devices such as tablets and iPads. Six were about online technological programmes (homework tools) and digital media (e.g., television programmes and videos).

There were 89 outcomes altogether, as each study may report more than one outcome. The outcomes include parental level of participation, pupils' academic performance, and other wider outcomes, such as attendance motivation and attitude. Typically, attainment outcomes are measured using national/state or standardised tests and the wider outcomes are based on participants' self-report. For this reason, the evidence ratings can differ for different outcomes in the same study. No outcomes were rated as 4 $\blacktriangle$ , meaning that the overall quality of work in this field is not high, and so any general conclusions drawn cannot be definitive. For the purpose of this report, we discuss only those studies that are rated 2 $\blacktriangle$  and above. On occasions, 1 $\blacktriangle$  studies may be discussed in conjunction with 2 $\blacktriangle$  studies that evaluated similar programmes.

### Digital technology with some evidence of promise

#### *Digital communication (phone and text messages, emails, and websites)*

Many studies and systematic reviews suggest a positive correlation between parental involvement in children's education and their children's educational outcomes (Epstein & Van Voorhis, 2001; Fan & Chen, 2001; Henderson &

Mapp, 2002; See & Gorard, 2015b; Xu et al., 2010). Emails and phone and text messages have now become standard means of communication between school, teachers, and parents (Flowers, 2015), but we do not yet have causal evidence that such communication is effective in enhancing parental involvement and improving children's outcomes. Previous studies have suggested a positive association between parents' satisfaction with the school's ability to communicate information about their child's academic performance and likelihood of participation in college (Griffith, 1996). Some have also argued that voluntary child disclosure produces positive outcomes while close parental monitoring may be damaging (Pathak, 2012). However, these associations do not suggest causality as parents who have better communication with the school may be different from those who do not. (Bergman, 2015). Parents' educational and social background may be factors that could influence the quality of such communications. Parents who monitor their children closely may be doing so because their child is not doing well in school or the other way around. It may also be the case that children who are doing well are more likely to disclose what they are doing in school.




This new review suggests some promise for home-school engagement using online communication, such as phone and text messages, emails, and websites on academic outcomes for both secondary and primary school children. The stronger studies (rated 3 $\mathbb{A}$  for research design and sample size) all suggested that such communications can have a small benefit for maths attainment, but less so for English (Table 4). One highly rated study (Miller et al., 2017) indicates that such communications do not benefit maths for children whose English is not their first language (EAL). See Appendix 2 for a summary of the outcomes and their effects.

There is also some evidence that online communication with parents may help with early years' children's cognitive self-regulation (Robinson-Smith et al., 2019), and may be helpful in reducing absenteeism, but there is no evidence that it helps with other non-academic outcomes such as homework completion (Table 5). The evidence on parental behaviour (e.g., parent-school contact, parental engagement with students' learning) is weak as many of the outcomes are based on parent or teacher self-reports (Table 6). Most of the studies that reported beneficial effects of digital communication on parental outcomes are weak. Only one study rated 2 $\mathbb{A}$  (Jelley & Sylva, 2018) found positive effects of such communication on parental control.




**Table 4.** Summary of digital communication on academic outcomes (19 outcomes).

Strength of evidence	Positive outcome ( $n = 13$ )	Unclear/mixed outcome ( $n = 1$ )	Neutral or negative ( $n = 5$ )
3 $\mathbb{A}$	6	–	2
2 $\mathbb{A}$	–	–	–
1 $\mathbb{A}$	3	–	2
0	4	1	1

**Table 5.** Summary of digital communication on non-academic outcomes (13 outcomes).

Strength of evidence	Positive outcome ( <i>n</i> = 8)	Unclear/mixed outcome ( <i>n</i> = 1)	Neutral or negative ( <i>n</i> = 4)
3 	1	–	–
2 	2	–	–
1 	3	1	2
0	2	–	2

**Table 6.** Summary of digital communication on parental involvement outcomes (20 outcomes).

Strength of evidence	Positive outcome ( <i>n</i> = 16)	Unclear/mixed outcome ( <i>n</i> = 0)	Neutral or negative ( <i>n</i> = 4)
3 	0	–	–
2 	1	–	–
1 	10	–	3
0	5	–	1

Bergman (2015)<sup>2</sup> conducted a field experiment involving 306 pupils from Grades 6 through 11 (age 8 to 17) in a low-performing school in a deprived area. Parents/guardians were randomly selected to get additional detailed information by emails, text messages, and phone calls about their children's missing assignments and their grades several times per month over a period of 6 months. Positive effects were detected for pupils' high school grade point average (GPA) and the California Standards Test (CST) for maths (ES = +0.21) but less so for the CST for English (ES = +0.04). The additional information provided to parents reduced the proportion of pupils not taking final exams or submitting coursework by 7.5 percentage points. Pupil absences decreased by 28%, and parent–teacher conference attendance increased by 53%. Parental contact by teachers increased by 187% relative to control for high school pupils and by 106% for middle school pupils.

A multi-site cluster randomised trial involving 15,697 pupils in Year 7 and Year 9 (age 11–12 and 13–14) and Year 11 (age 15–16) across 36 English secondary schools looked at the Parent Engagement Project (PEP), known as Texting for Parents (Miller et al., 2017). This is a school-based intervention which sends text messages to parents to inform them about upcoming tests, missing homework, materials learned in school, and attendance summary using the school communications systems. Attainment on English and maths for Years 7 and 9 were measured using the independent Hodder Access tests, and for science the past year Key Stage 3 (KS3) Standardised Assessment Test (SAT) papers were used. Year 11 English and maths attainment results were based on the General Certificate of Secondary Education (GCSE; end of secondary education national exam) results. Key Stage 2 (KS2) results were used to control for prior attainment. Pupils' background, their prior attainment, and school characteristics were used as covariates. Key Stage assessments or SATs are standard assessments at the end of key stages in pupils' school life. These are taken when children are age 7, 11, and 14 (KS1, KS2, and KS3, respectively).


The intervention shows small positive effects on children's maths ( $ES = +0.07$ ) and English ( $ES = +0.03$ ) but no effect on science. The intervention was also effective in reducing absenteeism, but only for Year 11 pupils ( $ES = -0.11$ ). Texting did not benefit the maths outcomes for children with English as an additional language ( $ES = -0.04$ ). No results were reported for English or science. The study reported an attrition of 19%.


Another RCT study involving 1,031 families looked at the effects of an early literacy text messaging programme for parents of pre-schoolers (York & Loeb, 2014). The programme, known as READY4K!, sends text messages to parents of 4-year-olds to support their children's literacy, maths, and socio-emotional development. The messages guide parents in daily activities that they can do with their children. Parents were individually randomised to either receive three READY4K! text messages per week or to the control group, which received one text message every 2 weeks, about kindergarten enrolment and vaccination. Analyses on 821 (21% attrition) children for whom scores on Phonological Awareness Literacy Screening (PALS) were available suggest a positive effect on children's literacy ( $ES = 0.11$ ). The results also indicate that the programme helps reduce attainment gaps for children who were weaker at baseline but does not benefit children who were already doing well to begin with. The programme also increased parental engagement in home literacy activities with their children and children's involvement in school.

Three RCTs of EasyPeasy, a smartphone app that sends messages to parents of pre-school aged children, suggest positive effects on children's cognitive self-regulation. EasyPeasy is a programme aimed at improving children's development by encouraging active parent-child interaction through play at home. The app sends text messages containing a link to a webpage containing ideas of games for parents to play with their children at home. Parents receive weekly text messages with links to examples of video games that they can play with their children. There are also tips and advice on how parents can play with their children. The independent evaluation by the EEF included 102 nurseries, and 1,205 children aged 3 to 4 years (Robinson-Smith et al., 2019). There was a small impact on language development ( $ES = +0.04$ ) and cognitive self-regulation ( $ES = +0.14$ ). This was a large-scale study and well conducted, but was rated 3 $\blacktriangle$  because randomisation was at the school level, reducing statistical power.

Two other RCTs conducted by Oxford University also show positive effects on cognitive self-regulation. The earlier trial, which lasted 18 weeks, was carried out in eight childcare centres involving 144 families (Jelley et al., 2016). Games were sent once a week directly to parents' mobiles via an app with prompts, encouragement, reminders, and information on child development. Positive effects were found for all the measures, but only two of the seven outcomes were statistically significant: cognitive self-regulation ( $ES = +0.44$ ) and parental consistency in discipline and boundaries ( $ES = +0.51$ ). This study was rated 1

because of the high rate of attrition (50%) and the fact that the measurements were based on parental self-reports. There is thus the risk of “social desirability”, where parents feel that they have to demonstrate that they were doing well and that their child was making progress.

The second study (Jelley & Sylva, 2018) was similar but was conducted in eight childcare centres in another part of England and involved 302 families with children aged 3 to 4. As with the earlier study, positive effects were found for all the measures but only two were statistically significant: cognitive self-regulation ( $ES = +0.35$ ) and parental control ( $ES = +0.26$ ). This study was rated 2  simply because the outcomes were all based on parents’ self-report.

Five studies were rated 1 . These were either correlational studies (Bouffard, 2006) and so were unable to establish the direction of causation or studies where cases were conveniently randomised from two or three classes (Fitzpatrick, 2013; Jordan, 1994; Radin, 2013) or where the parental outcomes were based on parents’ own declaration (Hurwitz et al., 2015).

Bouffard’s (2006) study was a longitudinal correlational study which examined the impact of an internet-based parent–school communication. Regression analysis suggests that any usage of internet-based parent–school communication is positively related to children’s Grade 12 achievement scores (standardised coefficient = 0.08), parent–child discussion (standardised coefficient = 0.08), and homework involvement (standardised coefficient = 0.1). The use of internet-based communication was also positively correlated with educational expectations (standardised coefficient = 0.15). The frequency of internet-based communication positively predicted children’s Grade 12 maths achievement (standardised coefficient = 0.08), but not other outcomes.

Jordan (1994) evaluated the Homework Hotline system, a simplified version of Bauch’s (1989) transparent school model, where the school leaves a daily recorded message on the parents’ phone answering machine about children’s homework assignments and grades. The study reported a decrease on Grades 5 and 6 children’s homework completion rates for language arts, but for maths and social studies for Grade 5 only. Fitzpatrick (2013) evaluated the effects of an online digital communication known as Moodle, an online website where teachers upload videos of maths lessons. These videos were uploaded quarterly along with motivational videos with information on how to encourage students to learn maths. A discussion blog was created where parents can post questions on the website. In addition to the website, teachers also communicated with parents through emails each week. The study found no effect on the Tennessee Comprehensive Assessment and a small positive effect on the Discovery Education Assessment (DEA), but no effect on children’s maths GPA and maths confidence. There was the issue of diffusion as some parents in the treatment group shared the video with parents in the control group.



Hurwitz et al. (2015) reported higher levels of parental engagement in their children's learning using a text messaging service called Parent University (PU), which sends an age-specific text message a day to parents with suggestions for parent-child activities on a different theme each week for 6 weeks. Children were between ages 0 and 5. Radin (2013) explored the use of a regular home-school communication system using emails for secondary students. Parents were sent regular bi-weekly emails informing them of homework assignments, upcoming projects, and resources for academic and parental support initiated either by the teacher or the students themselves. The study found no effects on parental outcomes.

The other seven studies reported mixed effects of the use of digital communication technology on children's outcomes. They were mainly one-group pre-post designs and so were rated zero as they cannot make causal inferences. They are not discussed in detail as they would not contribute anything of substance to the evidence base. These studies evaluated a range of communication systems, including a voice-messaging service where teachers record a brief message for parents about what was taught, special learning events, homework assignments, and other vital information (Bauch, 1994); a parent-teacher communication app (the Bloomz), which is a Facebook-like app which allowed teachers to post calendars, lists, and documents (Castaneda, 2019); PowerSchool, an internet-based programme designed to share academic grades online with parents and to increase communication with parents (Ellis, 2008); other online communication (Beck, 2013; Davidovitch & Yavich, 2015); and mobile text messaging (Pakter & Chen, 2013). Pakter and Chen's (2013) study is interesting in that it found that secondary students whose parents received Zomnimap (text messages) performed worse than those who did not. It also did not increase the attendance of pupils. However, it did reduce the amount of time teachers spent calling parents. One important limitation of Zomnimap, which is worth noting, is that it did not allow parents to reply to text messages, thus limiting two-way communications between parents and school.

In summary, there is some promise that the use of mobile phone apps in providing parents with regular updates on their children's school performance and homework requirements can improve children's academic attainment although the effects are very small. All of the stronger studies (rated 3+) suggest that it is effective only for maths but not for English. It also suggests that digital communication has the potential to improve school attendance and reduce absenteeism for older children. Such digital communications may benefit only weaker pupils, but not those who are already doing well in school. The use of mobile phone apps to support parents with ideas for interacting with their children also shows promise for developing cognitive self-regulation of pre-school children. Cognitive self-regulation measures the child's ability to work things out for themselves, persistence in completing difficult tasks, and making decisions independently. This suggests that digital communication may help reduce

attainment gaps among children. There is also suggestion that such intervention would be more feasible to implement if it was targeted at certain groups rather than as a universal intervention.

## Digital technology with inconclusive evidence

### *Home computer with monitoring*

Although home computers are available in almost every home nowadays and the advance in internet platforms as learning tools has made home learning easier, there has been very little robust research in its use as a form of parental involvement. It has to be noted that only five studies were found and some were rather outdated, going back to the early 1990s and early 2000s (Everhart, 1991; Fraser, 1991; Tsikalas & Newkirk, 2008), perhaps at a time when home computers were not ubiquitous in the normal household. Nevertheless, the finding may be relevant to children living in poverty where access to home computers and the internet, which many of us take for granted, is not available.

There is inconclusive evidence of the benefit of using home computers or portable devices such as tablets and iPads on children's learning. There are five studies reporting 20 outcomes. Of the five studies, two were rated 2 $\mathbb{A}$  (Everhart, 1991; Fraser, 1991); the rest were rated 1 $\mathbb{A}$  and below. Tables 7, 8, and 9 summarise the number of the studies on the home computer and the effects on student and parental outcomes. See Appendix 3 for more information of the outcomes and their evidence ratings.

Everhart (1991) evaluated the Take-Home Computer Program (THC) where families were loaned computers for 6 weeks and shown how to interact with their children in a fun and enjoyable way using computers as learning tools. Positive effects were reported for Reading Comprehension (the treatment group made gains of 7.83 points, but the control group gained 4.91 points), but not for Reading measured using the California Achievement Tests (the experimental group regressed by 1.36, while the control group regressed by




**Table 7.** Summary of evidence of home computers on academic outcomes (12 outcomes).

Strength of evidence	Positive outcome ( $n = 7$ )	Unclear/mixed outcome ( $n = 1$ )	Neutral or negative ( $n = 4$ )
3 $\mathbb{A}$	–	–	–
2*	3	1	1
1*	4	–	2
0	–	–	1

**Table 8.** Summary of evidence of home computers on non-academic outcomes (6 outcomes).


Strength of evidence	Positive outcome ( $n = 2$ )	Unclear/mixed outcome ( $n = 0$ )	Neutral or negative ( $n = 4$ )
3 $\mathbb{A}$	–	–	–
2 $\mathbb{A}$	–	–	–
1 $\mathbb{A}$	–	–	4
0	2	–	–

**Table 9.** Summary of evidence of home computers on parental outcomes (2 outcomes).

Strength of evidence	Positive outcome ( $n = 1$ )	Unclear/mixed outcome ( $n = 0$ )	Neutral or negative ( $n = 1$ )
3 	–	–	–
2 	–	–	–
1 	1	–	–
0	–	–	1

1.12). In general, students, teachers, and parents were reportedly positive about the program according to survey responses. This was a quasi-experimental study focused on students in Grades 3 to 8 who scored below the 49th percentile on the California Achievement Tests in a south-eastern state of the US. Seventy students were assigned to the treatment group and participated in The Take-Home Computer Program. A comparison group was created artificially of 72 students, of whom three dropped out and seven changed schools. The attrition rate was 9%. The post-test reading scores of these two groups were compared using California Achievement Tests.

Another quasi-experimental study of a take-home computer intervention using a matched comparison design involving 846 children from 76 schools (59 control and 17 treatment) reported mixed results on children's maths and reading (Fraser, 1991). Tests were measured using the Iowa Tests of Basic Skills (ITBS). Positive effects were found for middle school maths ( $g = 0.3$ ) and reading ( $g = 0.16$ ), and a small effect for primary school maths ( $g = 0.14$ ), but not for reading ( $g = -0.12$ ). The intervention lasted 6 weeks when families were loaned take-home computers. Instructional and enrichment materials were provided, and parents were shown how to interact with their children using computers as learning tools. Interestingly, the study reported a decrease in the time parents spent on doing homework with their children, with middle school parents showing a bigger drop, from an average of 65 min before intervention to 46 min after the intervention. Parents also reported positive changes in their children's learning such as increases in interest and time on task.

The other studies were rated 1  and below. These are studies with very small samples (e.g., Adadevoh, 2011), using convenient randomisation (Ball & Skrzypek, 2019), or which had no comparison group (Tsikalas & Newkirk, 2008). Adadevoh (2011) compared the use of home computers with and without monitoring. Positive effects were reported for maths ( $g = 0.37$ ) and reading ( $g = 0.10$ ), but no effects on English language arts ( $g = -0.03$ ). Parental monitoring, however, is effective in raising achievement for language arts ( $g = 0.38$ ) and reading ( $g = 0.28$ ), but not for maths ( $g = -0.11$ ). There were only 28 primary pupils in the study. Ball and Skrzypek (2019) randomly selected two classes to receive home tablets and broadband access and another class to control. There was no difference in children's cognitive engagement ( $\eta^2 = .00$ ), behavioural engagement, ( $\eta^2 = .03$ ), affective engagement ( $\eta^2 = .01$ ), and academic motivation ( $\eta^2 = .04$ ). Tsikalas and Newkirk (2008) considered the use of refurbished home computers with software and internet access for disadvantaged secondary school pupils.

The programme, known as Computers for Youth (CFY), requires students to attend one workshop with one adult family member. These students were invited to take part in the programme. Most of the differences in students' maths performance were explained by their prior attainment. Home computer use did not contribute to students' maths achievement.

### Summary

The evidence for the use of home computers with parental monitoring is still unclear. Only five studies that met our inclusion criteria were found, and of these only two were rated 2 $\mathbb{A}$ . Everhart (1991) found beneficial effects of using the computer on reading comprehension compared to not having a home computer, but not for reading. Fraser (1991) reported positive effects on maths and reading for middle school children but very small effects on primary school pupils' maths, and negative effects on their reading. In other words, children who did not have a home computer did better in reading than those who had a home computer. However, it has to be noted that these were all quasi-experimental studies in which the comparison and treatment children were not the equivalent, and matching can never ensure that the groups are the same on unobservable characteristics. Another study with low weight of evidence found that most of the difference in students' maths performance was explained by their prior attainment (Tsikalas & Newkirk, 2008). One other study also found mixed results – positive for some subjects and no effects on others. Another study showed no effects on all student outcomes based on student self-report.

## Approaches with no evidence of promise

### Online technological devices & digital media for parental engagement




Six studies deemed eligible for inclusion reported the effects of other technology devices used to engage parents in children's learning. These evaluated the use of online homework tools and digital media such as television programmes and videos. Only two were rated 2 $\mathbb{A}$ . Tables 10, 11, and 12 summarise the number of studies and outcomes. For more details see Appendix 4.

A randomised controlled trial of a Turkish version of Sesame Street, known as *Benimle Oynar Misin* (BOM; translated as Will You Play With Me?) showed that




**Table 10.** Summary of evidence of online devices on academic outcomes (9 outcomes).


Strength of evidence	Positive outcome ( $n = 7$ )	Unclear/mixed outcome ( $n = 0$ )	Neutral or negative ( $n = 2$ )
3 $\mathbb{A}$	–	–	–
2 $\mathbb{A}$	5	–	2
1 $\mathbb{A}$	–	–	–
0	2	–	–

**Table 11.** Summary of evidence of online devices on non-academic outcomes (4 outcomes).

Strength of evidence	Positive outcome ( $n = 3$ )	Unclear/mixed outcome ( $n = 0$ )	Neutral or negative ( $n = 1$ )
3 	–	–	–
2 	–	–	–
1 	–	–	–
0	3	–	1

**Table 12.** Summary of evidence of online devices on parental outcomes (4 outcomes).

Strength of evidence	Positive outcome ( $n = 2$ )	Unclear/mixed outcome ( $n = 0$ )	Neutral or negative ( $n = 2$ )
3 	–	–	–
2 	–	–	–
1 	2	–	–
0	–	–	2

children who watched the programme at least three times a week made significant gains in arithmetic readiness, syllabification, and vocabulary compared to children who watched an alternative programme (Baydar et al., 2008). Children who watched BOM 1–2 times a week made significant gains in their arithmetic readiness, spatial analogy, and vocabulary. However, children who watched only once a week made progress only in vocabulary. The control group, who were not given any programme to watch, made some progress but not as pronounced as children in the experimental group. The study targeted pre-school children in Turkey from low socioeconomic background and who had limited access to formal preschool education. Mothers and children were randomly assigned to three conditions: an experimental group ( $n = 139$ ) who watch BOM every weekday for 13 weeks, a control group ( $n = 127$ ) who watch an entertainment programme at the same time as BOM, and a natural observation group that was informed about the potential benefits of BOM but was asked not to watch it. Because the researcher-developed test measured cognitive outcomes that are specifically targeted by BOM, the control group is thus disadvantaged since they are not exposed to BOM. The strength of evidence for this study is therefore lowered, hence the 2 .

Reagan (1982) evaluated a computer-based programme, known as Operation Fail-Safe, which is designed to help parents support their children's reading. The programme offers parental home tutoring and parental conferencing. The study involved 185 Grade 3 pupils (age 8–9) from four primary schools in the US, whose parents volunteered, and another 195 pupils from 20 other schools who were used as a control group and were given no parental support. The results showed no difference between the two groups on reading comprehension measured using the Iowa Tests of Basic Skills. For the test of vocabulary, analysis of variance (ANOVA), which was conducted to take account of the fact that the two groups were not equal at pre-test, showed that treatment pupils made approximately 1.5 months more progress than non-participating pupils. The level of parent participation is associated with children's

achievement score ( $r = .44$ ). Survey of parent involvement showed an increase in parental participation by 57% points in the year when Operation Fail-Safe was in place.

The other four studies were rated 1 and below. These are weaker studies using convenient randomisation (Hooker, 2014) or single-group pre-post design (Lewis, 2003; McCollum, 2018) or having an unequal comparison group (Boyd, 2018).

Hooker (2014) examined the effects of an online homework intervention for primary school children, which involves after-class videos for parents on children's science performance. The study reported an increase in parental participation in children's school activities, and children also completed more homework assignments correctly. In a similar study, McCollum (2018) examined the effects of a maths online tool, known as EngageNY for primary school children, which also involves the use of online videos for parents. The tool was designed to engage parents to help with their children's homework completion and achievement in maths. The study suggests that although the online videos helped improve children's maths performance, it had a negative impact on parental engagement with children's homework.

Another online tool to support parental involvement and children's homework completion, known as *Calling All Homework.com*, posts all homework assignments and notifications of upcoming tests online. Parents were provided a link to email the teacher/researcher for enquiries. An evaluation of this tool involving children in Grade 6 (age 11–12) reported an increase in the number of correct assignments completed and homework completion (Lewis, 2003). Boyd (2018) evaluated a technology-enabled assessment tool that provides Grade 6 and 7 students with guidance and feedback and diagnostic reports for students, parents, and teachers. The study reported that 16 students who completed the workbook intervention had a higher maths achievement than the 53 who did not. There is no evidence of the influence of parental involvement on children's summer slide.

### **Summary**

In summary, there is very little evidence that online technology designed to help parents to support children's homework completion had any beneficial effects on children's academic outcomes. All studies reported positive results on maths achievement, and all but one reported improvement in parental engagement. Baydar et al. (2008) suggested positive effects of children's television programmes on school readiness. This was the strongest study in this group, but because of the high level of missing cases from one arm of the intervention and the use of a researcher-developed test, the weight of evidence is still weak. The other four studies had very small samples, three of which had no comparison groups or an unequal comparison group (Boyd, 2018; Hooker,

2014; Lewis, 2003) and one measured outcomes using teacher report or student perceptions of improvement (McCollum, 2018). All this makes the evidence rather weak.

## Discussion

There is scant evidence so far that digital devices or software applications have been effective in supporting parental engagement that can lead to improvement in children's school outcomes. One of the reasons for the lack of promising evidence is the dearth of robust studies to test the causal link. Only one study included suggested a reduction in teachers' time calling parents, but this did not translate to improvements in students' attainment or attendance. The evidence for this is weak.

The review, however, found reasonably good evidence that the low-cost technology nudges such as school-parent communication via phone, texts, or emails is promising. Similar findings were reported in a systematic review by the Abdul Latif Jamel Action Lab (J-PAL Evidence Review, 2019). Given the relatively low cost of such interventions, this could be a cost-effective way to engage with parents with positive results on children's education. There is already existing evidence that communicating with parents about how their children are doing in school and keeping them informed of schoolwork can have a positive effect on children's learning (van Poortvliet et al., 2018). But such messages must be personalised, linked to learning, and positive. Communication should be two-way allowing parents to be consulted. Tips, support, and resources can help make home activities with children fun and effective. Some useful resources suggested by van Poortvliet et al. (2018) to support parents' engagement with their children's learning and how schools can support parents and carers at home are available on the EEF website. To that extent the findings are some reassurance for those concerned about loss of learning during prolonged periods of school closure, as in the recent coronavirus lockdown, for poor children who have no access to iPads or tablets or the internet. Frequent and consistent communications with parents via emails and texts may be a way to overcome such barriers.

## Implications for future research

In our search for programmes that facilitate schools' engagement with parents, we have come across a large number of them on the internet, many indicating effective support for parental engagement, that are already widely used in schools. However, only a few of these have been evaluated (as discussed in this review). Some have been used in over 500 schools. Developers of such programmes often use the reach and spread of use in schools as an indication of impact. And much of their evaluation is based on anecdotal reports from

parents and teachers. To be certain of the effectiveness of such programmes (just as we want to be certain of the efficacy of any Covid-19 vaccine we receive), these programmes need to be tested robustly. This means that the research design has to be able to suggest causation – that is, using the parental engagement software leads to improved outcomes. Such designs would usually involve randomising groups so that we can compare the outcomes of those who receive the programme and those that do not. The scale has to be large to avoid inherent systematic differences between groups. The trial has to be as intact as possible because any drop out would render the groups unequal. And the instruments or tests used to measure the outcomes have to be independently developed (i.e., not by the developer). Ideally the programme is evaluated by independent researchers with no conflict of interest. Not doing any of these could reduce the credibility of the findings.

## Notes

1. Binwei Lu's is now at Zhejiang University. Email: binweilu@zju.edu.cn
2. Studies in bold are rated 2 and above, deemed as the best evidence for a causal claim in this review.

## Acknowledgements

This paper is based on research funded by Nesta and Department for Education.

## Disclosure statement

No potential conflict of interest was reported by the authors.

## Notes on contributors

**Beng Huat See** is Professor of Education Research at Durham University. She is a Fellow of the Higher Education Academy and a Fellow of the Royal Society of Arts and the Wolfson Research Institute for Health and Wellbeing. Her work concerns improving education outcomes of disadvantaged children and evaluation of teacher supply. Her research expertise is in the synthesis of research evidence and evaluations of education programmes and government policies.

**Stephen Gorard** is Professor of Education and Public Policy at Durham University. He is a Fellow of the Wolfson Research Institute for Health and Wellbeing, and Honorary Professorial Fellow at the University of Birmingham. His work concerns the robust evaluation of education as a lifelong process, focused on issues of equity and effectiveness.

**Nada El-Soufi** is a professor in English language and a researcher in Lebanon and at Durham University. Her research interest is in developing critical thinking in young people. Her expertise is in conducting systematic reviews and randomised controlled trials.

**Binwei Lu** is a researcher at Zhejiang University and Durham University Evidence Centre for Education. Binwei's research interest is in school effectiveness and equity, focusing on the



effectiveness and wider impacts of selective school systems, as used widely across the world. Her research expertise is in the use of large-scale administrative data, longitudinal time-series analysis, and systematic reviews of education programmes.

**Nadia Siddiqui** is Associate Professor at Durham University. Her research interests are addressing inequities and social justice in education using large population datasets, evaluation of education programmes, and improving education outcomes of children in developing countries.

**Lan Dong** is a postdoctoral research associate at Durham University Evidence Centre for Education, the School of Education. She studied at China Conservatory of Music before becoming a broadcaster. Her research interests are choral education and its impact on young people's life, and the provision and impact of educational technologies on schooling.

## ORCID

Beng Huat See  <http://orcid.org/0000-0001-7500-379X>

Stephen Gorard  <http://orcid.org/0000-0002-9381-5991>

Binwei Lu  <http://orcid.org/0000-0002-3396-7635>

Nadia Siddiqui  <http://orcid.org/0000-0003-4381-033X>

## References

References marked with an asterisk indicate studies included in the meta-analysis

- \*Adadevoh, V. (2011). *Impact of home computers with computer based instruction and parental/guardian monitoring on the academic performance of underserved African American elementary school children in the Birmingham, Alabama public schools* (Publication No. 3475702) [Doctoral dissertation, Union Institute and University Cincinnati]. ProQuest Dissertations & Theses. <https://search.proquest.com/openview/2aea2c456846985c72328929898670f0/1?pq-origsite=gscholar&cbl=18750&diss=y>
- \*Ball, A., & Skrzypek, C. (2019). Closing the broadband gap: A technology-based student and family engagement program. *Children & Schools*, 41(4), 229–237. <https://doi.org/10.1093/cs/cdz015>
- Bauch, J. P. (1989). The TransParent School Model: New technology for parent involvement. *Educational Leadership*, 47(2), 32–34.
- \*Bauch, J. P. (1994, November 10). *Voice-based technology for parent involvement: Results and effects* [Paper presentation]. Annual Meeting of the Mid-South Educational Research Association, Nashville, TN, United States.
- \*Baydar, N., Kağitçibaşı, Ç., Küntay, A. C., & Gökşen, F. (2008). Effects of an educational television program on preschoolers: Variability in benefits. *Journal of Applied Developmental Psychology*, 29(5), 349–360. <https://doi.org/10.1016/j.appdev.2008.06.005>
- \*Beck, R. J. (2013). *Effects of group parent-training with online parent-teacher communication on the homework performance of elementary school students* (Publication No. 3549035) [Doctoral dissertation, City University of New York]. ProQuest Dissertations & Theses. <https://search.proquest.com/openview/bb5b0c708bb6d95398a6e397e259a791/1?pq-origsite=gscholar&cbl=18750&diss=y>
- \*Bergman, P. L. S. (2015). *Parent-child information frictions and human capital investment: Evidence from a field experiment* (CESifo Working Paper, No. 5391). Center for Economic Studies & Ifo Institute (CESifo).

- \*Bouffard, S. M. (2006). *“Virtual” parental involvement: The role of the internet in parent-school communication* [Doctoral dissertation, Duke University]. Duke University Theses and Dissertations Archive.
- \*Boyd, A. C. (2018). *Perceived parent involvement and a technology-enabled workbook intervention effect analysis on summer learning loss for 6th and 7th grade students attending a Pennsylvania K-12 virtual school* (Publication No. 10743338) [Doctoral dissertation, The George Washington University]. ProQuest Dissertations & Theses. <https://www.proquest.com/docview/2007241970>
- \*Castaneda, F. J. (2019). *The impact of Bloomz app on parent-teacher interaction in middle schools serving low-socioeconomic, rural communities* [Doctoral dissertation, Northwest Nazarene University]. <https://whdl.org/sites/default/files/Javier%20Castaneda%20FINAL%20DISSERTATION.pdf>
- Cooper, C. E., Crosnoe, R., Suizzo, M.-A., & Pituch, K. A. (2010). Poverty, race, and parental involvement during the transition to elementary school. *Journal of Family Issues*, 31(7), 859–883. <https://doi.org/10.1177/0192513X09351515>
- CooperGibson Research. (2018). *Factors affecting teacher retention: Qualitative investigation* (DfE Research Report No. DFE-RR784). Department for Education.
- \*Dardenne, W. L. K. (2010). *The internet as a tool to enhance school-to-home communication, parent involvement, and student achievement* [Doctoral dissertation, University of Arkansas at Little Rock]. The Learning and Technology Library. <https://www.learntechlib.org/p/122767/>
- \*Davidovitch, N., & Yavich, R. (2015). Technology-related involvement: The effect of the MASHOV system on parent involvement in Israeli junior highs. *Journal of International Education Research (JIER)*, 11(4), 243–252. <https://doi.org/10.19030/jier.v11i4.9458>
- Department for Children, Schools and Families. (2008). *The impact of parental involvement on children’s education*.
- Desforges, C. (with Abouchaar, A.). (2003). *The impact of parental involvement, parental support and family education on pupil achievements and adjustment: A literature review* (Research Report No. RR433). Department for Education and Skills.
- \*Ellis, A. K. (2008). *Teachers’ perceptions on the impact of student academic achievement and parental involvement through the PowerSchool program in a Catholic school diocese* (Publication No. 1488) [Doctoral dissertation, Seton Hall University]. Seton Hall University Dissertations and Theses (ETDs). <https://scholarship.shu.edu/cgi/viewcontent.cgi?article=2475&context=dissertations>
- Epstein, J. L., & Van Voorhis, F. L. (2001). More than minutes: Teachers’ roles in designing homework. *Educational Psychologist*, 36(3), 181–193. [https://doi.org/10.1207/S15326985EP3603\\_4](https://doi.org/10.1207/S15326985EP3603_4)
- \*Everhart, B. L. (1991). *Parent involvement with at-risk students: A case study* (Publication No. 9204435) [Doctoral dissertation, The University of North Carolina at Greensboro]. [https://libres.uncg.edu/ir/uncg/f/Everhart\\_uncg\\_9204435.PDF](https://libres.uncg.edu/ir/uncg/f/Everhart_uncg_9204435.PDF)
- Ewin, C. A., Reupert, A. E., McLean, L. A., & Ewin, C. J. (2020). The impact of joint media engagement on parent-child interactions: A systematic review. *Human Behavior and Emerging Technologies*. Advance online publication. <https://doi.org/10.1002/hbe2.203>
- Fan, X., & Chen, M. (2001). Parental involvement and students’ academic achievement: A meta-analysis. *Educational Psychology Review*, 13(1) 1–22. <https://doi.org/10.1023/A:1009048817385>
- \*Fitzpatrick, J. W. (2013). *Effects of a technology-based parental-involvement program on student achievement in mathematics* (Publication No. 3565652) [Doctoral dissertation, Trevecca Nazarene University]. ProQuest Dissertations & Theses. <https://search.proquest.com/openview/09678048b281ebba818df32f89066475/1?pq-origsite=gscholar&cbl=18750&diss=y>

- Flowers, T. M. (2015). *Examining the relationship between parental involvement and mobile technology use* [Doctoral dissertation, Walden University]. Walden University ScholarWorks. <https://scholarworks.waldenu.edu/cgi/viewcontent.cgi?referer=&httpsredir=1&article=1179&context=dissertations>
- \*Fraser, L. A. (1991). *Evaluation of Chapter I Take-Home Computer Program* (Report No. 7, Vol. 25.). Atlanta Public Schools, GA.Dept. of Research and Evaluation.
- Gorard, S., See, B. H., & Morris, R. (2016). *Teacher review of effective teaching approaches in primary schools* [Project Report]. Durham University. <https://dro.dur.ac.uk/20111/1/20111.pdf?DDD29+hsmz78+d700tmt+du4eg>
- Gorard, S., See, B. H., & Siddiqui, N. (2017). *The trials of evidence-based education: The promises, opportunities and problems of trials in education*. Routledge.
- Griffith, J. (1996). Relation of parental involvement, empowerment, and school traits to student academic performance. *The Journal of Educational Research*, 90(1), 33–41. <https://doi.org/10.1080/00220671.1996.9944441>
- Henderson, A. T., & Mapp, K. L. (2002). *A new wave of evidence: The impact of school, family, and community connections on student achievement*. Southwest Educational Development Laboratory.
- Higton, J., Leonardi, S., Richards, N., Choudhoury, A., Sofroniou, N., & Owen, D. (2017). *Teacher Workload Survey 2016* (Research Report No. DFE-RR633). Department for Education.
- HM Treasury. (2003). *Every child matters: The green paper*. The Stationery Office.
- Hollingworth, S., Allen, K., Kuyok, K. A., Mansaray, A., Rose, A., & Page, A. (2009). An exploration of parents' engagement with their children's learning involving technologies and the impact of this in their family learning experiences. Becta. [https://dera.ioe.ac.uk/10475/1/parents\\_engagement\\_children\\_final.pdf](https://dera.ioe.ac.uk/10475/1/parents_engagement_children_final.pdf)
- \*Hooker, K. L. (2014). *Science homework with video directions for parents: The impact on parental involvement and academic achievement* (Publication No. 3584650) [Doctoral dissertation, Robert Morris University]. ProQuest Dissertations & Theses. <https://www.proquest.com/docview/1556109828>
- \*Hurwitz, L. B., Lauricella, A. R., Hanson, A., Raden, A., & Wartella, E. (2015). Supporting Head Start parents: Impact of a text message intervention on parent–child activity engagement. *Early Child Development and Care*, 185(9), 1373–1389. <https://doi.org/10.1080/03004430.2014.996217>
- Ingersoll, R. M., & May, H. (2012). The magnitude, destinations, and determinants of mathematics and science teacher turnover. *Educational Evaluation and Policy Analysis*, 34(4), 435–464. <https://doi.org/10.3102/0162373712454326>
- Ingersoll, R. M., & Perda, D. (2010). Is the supply of mathematics and science teachers sufficient? *American Educational Research Journal*, 47(3), 563–594. <https://doi.org/10.3102/0002831210370711>
- Ingersoll, R. M., & Smith, T. M. (2003). The wrong solution to the teacher shortage. *Educational Leadership*, 60(8), 30–33. <http://citeseerx.ist.psu.edu/viewdoc/download?doi=10.1.1.182.106&rep=rep1&type=pdf>
- \*Jelley, F., & Sylva, K. (2018). *EasyPeasy: Evaluation in Newham: Findings from the Sutton Trust Parental Engagement Fund (PEP) Project*. The Sutton Trust.
- \*Jelley, F., Sylva, K., & Karemaker, A. (2016). *EasyPeasy parenting app: Finding from an efficacy trial on parental engagement and school readiness skills*. The Sutton Trust.
- \*Jordan, L. L. (1994). *Effects of increased opportunity for parent-teacher communication on student homework completion rates* [Unpublished doctoral dissertation]. Central Michigan University.
- J-PAL Evidence Review. (2019). *Will technology transform education for the better?* Abdul Latif Jameel Poverty Action Lab. <https://www.povertyactionlab.org/sites/default/files/documents/education-technology-evidence-review.pdf>

- Khan, M. A., & Gorard, S. (2012). A randomised controlled trial of the use of a piece of commercial software for the acquisition of reading skills. *Educational Review*, 64(1), 21–35. <https://doi.org/10.1080/00131911.2010.537315>
- \*Lewis, A. R. (2003). Using communications technology and parental involvement to improve homework completion and quality. *Action Research Exchange*, 2(1), 2426. <https://citeseerx.ist.psu.edu/viewdoc/download?doi=10.1.1.540.9972&rep=rep1&type=pdf>
- Luckin, R., Bligh, B., Manches, A., Ainsworth, S., Crook, C., & Noss, R. (2012). *Decoding learning: The proof, promise and potential of digital education*. Nesta.
- Lynch, S., Worth, J., Bamford, S., & Wespieser, K. (2016). *Engaging teachers: NFER analysis of teacher retention*. National Foundation for Educational Research.
- \*McCollum, T. S. (2018). *Math online homework videos and the impact on parental involvement, homework completion rates and student achievement* (Publication No. 10816002) [Doctoral dissertation, McKendree University]. ProQuest Dissertations & Theses. <https://www.proquest.com/docview/2050632433>
- \*Miller, S., Davison, J., Yohanis, J., Sloan, S., Gildea, A., & Thurston, A. (2017). *Texting parents: Evaluation report and executive summary*. Education Endowment Foundation.
- Moher, D., Liberati, A., Tetzlaff, J., Altman, D. G., & The PRISMA Group. (2010). Preferred reporting items for systematic reviews and meta-analyses: The PRISMA statement. *International Journal of Surgery*, 8(5), 336–341. <https://doi.org/10.1016/j.ijso.2010.02.007>
- No Child Left Behind Act of 2001, Pub. L. No. 107-110, § 115, Stat. 1425 (2002). <https://www.govinfo.gov/content/pkg/PLAW-107publ110/pdf/PLAW-107publ110.pdf>
- Organisation for Economic Co-operation and Development. (2015). *Students, computers and learning: Making the connection*. <https://doi.org/10.1787/9789264239555-en>
- \*Pakter, A., & Chen, L.-L. (2013). The daily text: Increasing parental involvement in education with mobile text messaging. *Journal of Educational Technology Systems*, 41(4), 353–367. <https://doi.org/10.2190/ET.41.4.f>
- Pathak, S. (2012). Parental monitoring and self-disclosure of adolescents. *Journal of Humanities and Social Science*, 5(2), 1–5. <http://www.iosrjournals.org/iosr-jhss/papers/Vol5-issue2/A0520105.pdf>
- \*Radin, B. T. (2013). *Using email to improve parental involvement in middle school* [Doctoral dissertation, Lehigh University]. Lehigh Preserve. <https://core.ac.uk/download/pdf/228641111.pdf>
- \*Reagan, B. R. (1982). *A descriptive study of a computer based support system for parents to use in reinforcing reading skills in Grades 1-6* [Doctoral dissertation, The University of Nebraska – Lincoln]. <https://digitalcommons.unl.edu/dissertations/AAI8306524>
- \*Robinson-Smith, L., Menzies, V., Cramman, H., Wang, Y., Fairhurst, C., Hallett, S., Beckmann, N., Merrell, C., Torgerson, C., Stothard, S., & Siddiqui, N. (2019). *EasyPeasy: Learning through play*. Education Endowment Foundation.
- See, B. H. (2018). Evaluating the evidence in evidence-based policy and practice: Examples from systematic reviews of literature. *Research in Education*, 102(1), 37–61. <https://doi.org/10.1177/0034523717741915>
- See, B. H., & Gorard, S. (2015a). Does intervening to enhance parental involvement in education lead to better academic results for children? An extended review. *Journal of Children's Services*, 10(3), 252–264. <https://doi.org/10.1108/JCS-02-2015-0008>
- See, B. H., & Gorard, S. (2015b). The role of parents in young people's education – A critical review of the causal evidence. *Oxford Review of Education*, 41(3), 346–366. <https://doi.org/10.1080/03054985.2015.1031648>
- Selwyn, N., Banaji, S., Hadjithoma-Garstka, C., & Clark, W. (2011). Providing a platform for parents? Exploring the nature of parental engagement with school Learning Platforms. *Journal of Computer Assisted Learning*, 27(4), 314–323. <https://doi.org/10.1111/j.1365-2729.2011.00428.x>

- Slavin, R. (2020a, April 16). *Cherry picking? Or making better trees?* [Web log post]. <https://robertslavinsblog.wordpress.com/2020/04/16/cherry-picking-or-making-better-trees/>
- Slavin, R. (2020b, October 8). *Meta-analysis or muddle-analysis?* [Web log post]. <https://robertslavinsblog.wordpress.com/2020/10/08/meta-analysis-or-muddle-analysis/>
- Spier, E., Britto, P., Pigott, T., Roehlkapartain, E., McCarthy, M., Kidron, Y., Song, M., Scales, P., Wagner, D., Lane, J., & Glover, J. (2016). Parental, community, and familial support interventions to improve children's literacy in developing countries: A systematic review. *Campbell Systematic Reviews*, 12(1), 1–98. <https://doi.org/10.4073/csr.2016.4>
- Starkey, L., Eppel, E., Sylvester, A., Daoud, R., & Vo, T. (2018). *Equitable digital access to the Internet beyond school: A literature review*. Victoria University of Wellington. [https://www.researchgate.net/profile/Tho-Vo-2/publication/330774758\\_Equitable\\_digital\\_access\\_to\\_the\\_internet\\_beyond\\_school\\_A\\_literature\\_review/links/5c53a2b0299bf12be3f20ad2/Equitable-digital-access-to-the-internet-beyond-school-A-literature-review.pdf](https://www.researchgate.net/profile/Tho-Vo-2/publication/330774758_Equitable_digital_access_to_the_internet_beyond_school_A_literature_review/links/5c53a2b0299bf12be3f20ad2/Equitable-digital-access-to-the-internet-beyond-school-A-literature-review.pdf)
- Stevenson, O. (2011). From public policy to family practices: Researching the everyday realities of families' technology use at home. *Journal of Computer Assisted Learning*, 27(4), 336–346. <https://doi.org/10.1111/j.1365-2729.2011.00430.x>
- \*Tsilakas, K., & Newkirk, C. (2008). *Family computing and the academic engagement and achievement of low-income, urban adolescents: Findings from the Computers for Youth Intervention*. Harvard Family Research Project, Harvard Graduate School of Education. <https://archive.globalfrp.org/publications-resources/browse-our-publications/family-computing-and-the-academic-engagement-and-achievement-of-low-income-urban-adolescents-findings-from-the-computers-for-youth-intervention>
- US Department of Education. (2014) *Learning technology effectiveness*. Office of Educational Technology.
- van Poortvliet, M., Axford, N., & Lloyd, J. (2018). *Working with parents to support children's learning: Guidance report*. Education Endowment Foundation.
- Xu, M., Kushner Benson, S. N., Mudrey-Camino, R., & Steiner, R. P. (2010). The relationship between parental involvement, self-regulated learning, and reading achievement of fifth graders: A path analysis using the ECLS-K database. *Social Psychology of Education*, 13(2), 237–269. <https://doi.org/10.1007/s11218-009-9104-4>
- \*York, B. N., & Loeb, S. (2014). *One step at a time: The effects of an early literacy text messaging program for parents of pre-schoolers* (Working Paper No. 20659). National Bureau of Economic Research.































## Appendix 1. Syntax used in the electronic database searches

```

((parent* OR mother* OR father* OR carer* OR caregiver* OR guardian*)
AND (engage* OR involve* OR "parenting style*" OR "parental participation")
AND ("digital technology" or "EdTech tool*" or EdTech or computer or software or app* or technology or
"educational technology" or "mobile device*")
AND (evaluat* or interven* or trial or experiment or review or "meta analys*" or cause* or effect* or
determinant or "regression discontinuity" or instrumental variables or longitudinal or "randomi* control" or
"controlled trial" or "cohort study" or "systematic review")
AND (attain* or achiev* or outcome* or "learning outcome*" or "school outcome*" or "cognitive
outcome*" or academic or "other outcome*" or "critical thinking" or "key stage*" or exam* or qualification* or
"school readiness" or "test score*" or "non cognitive" or attitude or expectation or aspiration or behave* or
intention or motivation or self-efficacy or "locus of control" or attendance or absen* or workload or "teach*
workload" or "teach* time" or "teach* hour*") AND (child* or school or teacher or educat*))






```

## Appendix 2. Summary of studies on digital communication on student and parental outcomes (18 studies, 51 outcomes)

	Study reference	Outcomes	Effects	Rating	Age group
1	Bergman (2015)	High school grade point average (GPA) and maths	+0.21	3 	8–17
		English	+0.04	3 	8–17
		Coursework completion	Improvement of 7.5%	1 	8–17
		Absenteeism	Reduction by 38%	1 	8–17
		Parent–teacher meeting	Increase by 53%	1 	8–17
		Parent contact by teachers	Increase by 187% for high school students and 106% for middle school students	1 	8–17
2	Miller et al. (2017)	Maths	+0.07	3 	11–16
		English	+0.03	3 	11–16
		Science	–0.01	3 	11–16
		Absenteeism	–0.11 (only for Key Stage 4 pupils)	2 	11–16
		Maths for English as an additional language (EAL)	–0.04	3 	11–16
3	Robinson-Smith et al. (2019)	Language development	+0.04	3 	3–4
		Cognitive self-regulation	+0.14	3 	3–4
4	York and Loeb (2014)	Literacy	+0.11	3 	4
		Parental engagement in home literacy	+0.16	1 	4
		Parental involvement in school	+0.14	1 	4
5	Jelley and Sylva (2018)	Cognitive self-regulation	+0.35	2 	
		Parental control	+0.26	2 	
6	Jelley et al. (2016)	Cognitive self-regulation	+0.44	1 	2–6
		Parental consistency & discipline	+0.51	1 	2–6
7	Jordan (1994)	Grade 5 homework completion for maths, language arts, and social studies	Mixed effect Negative for Grade 5 maths, language arts, and social studies No effect for Grade 6 maths, language arts, and social studies, but significant increase from baseline for language arts	1 	10–11 11–12
		Report card grades for language arts	Increased from 9 to 10.2 on a 13-point scale	1 	11–12
8	Bouffard (2006)	Grade 12 achievement scores	+0.08	1 	16–18
		Parent–child discussion	+0.08	1 	16–18
		Homework involvement	+0.1	1 	16–18
		Educational expectations	+0.15	1 	16–18
9	Fitzpatrick (2013)	Tennessee Comprehensive Assessment of maths	+0.01	1 	11–12
		Discovery Education Assessment Test	+0.1	1 	11–12
		Maths GPA	0	1 	11–12
		Maths confidence	0	1 	11–12

















(Continued)

Continued.

	Study reference	Outcomes	Effects	Rating	Age group
10	Hurwitz et al. (2015)	Parental engagement in children's learning	Reported significant effects on parental engagement	1 	0–5
11	Radin (2013)	Parental engagement	0	1 	13–14
		School involvement	0	1 	13–14
		Cognitive involvement	0	1 	13–14
		Student behaviour	Negative	1 	13–14
12	Bauch (1994)	Parent–teacher communication	Positive result Increased phone calls by 400%	0	Primary, middle/junior high, and senior high
		Homework completion rates	No effect	0	Primary, middle/junior high, and senior high
		California Achievement Test on reading, maths, and language	Positive results Significant differences between control and treatment in 16 of the 34 categories at post-test compared to 7 of 34 categories at pre-test	0	Primary, middle/junior high, and senior high
13	Castaneda (2019)	Maths, English reading, and writing	Mixed results Improvement in maths and no improvement in English in one school No improvement in maths and English reading but a slight improvement in English writing in a second school	0	12–14
14	Dardenne (2010)	Maths	Positive results Levels of internet and email use explained 27% of the between-school variance in math scores	0	Middle school
		Literacy	Positive results Explains 15% in literacy scores	0	Middle school
15	Beck (2013)	Homework completion	Positive results Reported improvements in homework completion	0	4–6
		Parent–teacher contact	No improvement in parent–teacher contact	0	4–6
16	Davidovitch and Yavich (2015)	Parental engagement	Positive correlation between parental engagement and children's perceived academic achievement	0	9–12
17	Ellis (2008)	Parent–school communication	Reported positive benefits	0	9–12
		Parent–student interaction	Reported positive benefits	0	9–12
		Academic outcomes	Reported positive benefits	0	9–12
		Homework completion	Reported positive benefits	0	9–12
18	Pakter and Chen (2013)	Teacher-reported grades in physics	Negative (–1.6% point difference between treatment and comparison group)	0	High school
		School attendance	Negative (–0.7% point difference)	0	High school
		Parent–teacher contact	Positive result Increase in parent–teacher contact	0	High school
		Teacher workload	Positive Reduction in time teachers spent callings parents	0	High school



### Appendix 3. Summary of studies on the use of home computer on student and parental outcomes (5 studies, 21 outcomes)

	Study reference	Outcomes	Effects	Rating	Age group
1	Everhart (1991)	Reading comprehension	Mixed effects Gains of 2.92 points compared to control for reading comprehension But negative effect on the California Achievement Test for Reading (−0.24)	2 	8–14
2	Fraser (1991)	Maths (Iowa Test of Basic Skills; ITBS)	+0.3	2 	11–13
		Reading (ITBS)	+0.12	2 	11–13
		Maths (ITBS)	+0.14	2 	5–10
		Reading (ITBS)	−0.12	2 	5–10
		Parental engagement	Negative	0	5–13
		Student attitude	Positive	0	5–13
3	Adadevoh (2011) (home computer usage)	Maths	+0.37	1 	9–10
		Reading	+0.10	1 	9–10
		English language arts	−0.03	1 	9–10
4	Adadevoh (2011) (home computer usage with monitoring)	Maths	−0.11	1 	9–10
		Reading	+0.28	1 	9–10
		English language arts	+0.38	1 	9–10
5	Ball and Skrzypek (2019)	Affective engagement	0.01	1 	9–11
		Academic motivation	0.04	1 	9–11
		Cognitive engagement	0.00	1 	9–11
		Behavioural engagement	0.03	1 	9–11
		School support	+1.36	1 	9–11
6	Tsikalas and Newkirk (2008)	Maths	No effect Most of the differences explained by prior attainment	0	11–13
		Student confidence and school engagement	Students reported positive effect	0	11–13



## Appendix 4. Summary of studies on online technological devices for parental engagement (6 studies, 17 outcomes)

Study reference	Outcomes	Effects	Rating	Age group
1 Baydar et al. (2008)	Arithmetic readiness (high & medium exposure)	<b>+0.11</b>	2	5–7
	No effect with low exposure			
	Categorisation (high, medium, & low exposure)	No effect +0.02, +0.05; +0.03	2	
	Spatial analogy skills (high, medium, & low exposure)	Small effect +0.07; +0.09; +0.02	2	
	Syllabification (high, medium, & low exposure)	Small effect but no effect with low exposure +0.12; +0.05; –0.08	2	
	Vocabulary (high, medium, & low exposure)	Small effect +0.11; +0.19; +0.08	2	
2 Reagan (1982)	Reading comprehension	0	2	8–9
	Vocabulary subtest	1.5 months more progress	2	8–9
3 Hooker (2014)	Parental participation in school activities	15% increase	1	8–9
	Number of accurate assignments completed	Positive effect	0	9–10
4 McCollum (2018)	Maths	+0.23	0	10–12
	Homework completion	0	0	10–12
	Parental engagement in children's learning	Negative	0	10–12
5 Lewis (2003)	Number of homework completed	Positive	0	11–12
	Number of accurate assignments completed	Positive	0	11–12
6 Boyd (2018)	Maths	+0.11	0	11–13
	Parental involvement on summer slide	–0.83	0	11–13