


## LETTER

# Global impacts of climate change on avian functional diversity

Peter S. Stewart<sup>1,2</sup>  | Alke Voskamp<sup>1,3</sup>  | Luca Santini<sup>4,5</sup>  | Matthias F. Biber<sup>3,6</sup>  |  
Adam J. M. Devenish<sup>2</sup>  | Christian Hof<sup>3,6</sup>  | Stephen G. Willis<sup>1</sup>  | Joseph A. Tobias<sup>2</sup> 

<sup>1</sup>Department of Biosciences, Durham University, Durham, UK

<sup>2</sup>Department of Life Sciences, Imperial College London, Ascot, UK

<sup>3</sup>Senckenberg Biodiversity and Climate Research Centre (BiK-F), Frankfurt, Germany

<sup>4</sup>Department of Biology and Biotechnologies "Charles Darwin", Sapienza University of Rome, Rome, Italy

<sup>5</sup>National Research Council, Institute of Research on Terrestrial Ecosystems (CNR-IRET), Monterotondo (Rome), Italy

<sup>6</sup>Terrestrial Ecology Research Group, Technical University of Munich, Freising, Germany

**Correspondence**

Peter S. Stewart, Department of Biosciences, Durham University, DH1 3LE Durham, UK.

Email: peter.s.stewart@durham.ac.uk

Joseph A. Tobias, Department of Life Sciences, Imperial College London, Silwood Park, Buckhurst Road, Ascot, SL5 7PY, UK.

Email: j.tobias@imperial.ac.uk

**Funding information**

Natural Environment Research Council, Grant/Award Number: NE/I028068/1 and NE/P004512/1

**Editor:** Tim Coulson

**Abstract**

Climate change is predicted to drive geographical range shifts, leading to fluctuations in species richness (SR) worldwide. However, the effect of these changes on functional diversity (FD) remains unclear, in part because comprehensive species-level trait data are generally lacking at global scales. Here, we use morphometric and ecological traits for 8268 bird species to estimate the impact of climate change on avian FD. We show that future bird assemblages are likely to undergo substantial shifts in trait structure, with a magnitude of change greater than predicted from SR alone, and a direction of change varying according to geographical location and trophic guild. For example, our models predict that FD of insect predators will increase at higher latitudes with concurrent losses at mid-latitudes, whereas FD of seed dispersing birds will fluctuate across the tropics. Our findings highlight the potential for climate change to drive continental-scale shifts in avian FD with implications for ecosystem function and resilience.

**KEYWORDS**

climate change, ecological forecasting, ecosystem function, functional diversity, functional traits, range-shift modelling

## INTRODUCTION

Climate change is driving substantial shifts in species distributions worldwide (Chen et al., 2011; Parmesan & Yohe, 2003; Walther et al., 2002). The magnitude and direction of these shifts vary across species, generating novel species assemblages, which differ in structure and composition to those observed today (Williams & Jackson, 2007), potentially resulting in changes to ecosystem functions and services (Barbet-Massin & Jetz, 2015). Understanding and forecasting these changes to

assemblage structure is an important step towards developing effective conservation strategies targeted at regions where ecosystem functions are likely to be affected by climate change (Oliver & Roy, 2015). However, few previous studies have gone beyond relatively simplistic estimates of changes in species distributions (Barbet-Massin & Jetz, 2015; Gaüzère et al., 2015), and thus the likely trophic structure and functioning of future assemblages under climate change remains unclear.

One method for estimating climate change's impacts on the functioning of future ecosystems is to assess

This is an open access article under the terms of the Creative Commons Attribution License, which permits use, distribution and reproduction in any medium, provided the original work is properly cited.

© 2022 The Authors. *Ecology Letters* published by John Wiley & Sons Ltd.

changes in the functional traits present in species assemblages (Barbet-Massin & Jetz, 2015). In particular, functional traits can provide relatively precise information about key dimensions of the ecological niche (Pigot et al., 2016, 2020; Winemiller et al., 2015), while the structure and distribution of these traits within an assemblage can be quantified using metrics such as functional diversity (FD; Petchey & Gaston, 2002). Projected shifts in FD can, therefore, reveal how the diversity and characteristics of occupied niches within an assemblage are likely to change in future (Mouillot et al., 2013; Pigot et al., 2020), which in turn provides information about the ability of assemblages to sustain important ecological processes (Leitão et al., 2016; Petchey & Gaston, 2002; Tilman, 2001; Villéger et al., 2008). Specifically, a reduction or shift in the trait structure of an assemblage suggests that ecosystem functions will be lost or altered (Tilman et al. 2010; Cardinale et al. 2002; Díaz et al. 2013), potentially impacting ecosystem multifunctionality (Mouillot et al., 2011) and resilience (Bregman et al., 2016).

Assessing these functional impacts at macroecological scales has proved challenging because detailed trait data are generally available only patchily across large numbers of species. Most previous research has therefore focused at smaller spatial or taxonomic scales (e.g. Biswas et al., 2017; Gaüzère et al., 2015; Mokany et al., 2015; Van Zuiden et al., 2016), making it difficult to know how far their findings can be generalised. The only data sets currently available at a global scale and that have previously been used to assess climate change impacts on assemblage trait structure are largely based on relatively crude species traits, such as diet categories or binary characters (e.g. diurnal vs. nocturnal) (Barbet-Massin & Jetz, 2015). The main drawback of these categorical traits is that vital information is lost during the process of categorisation, with many distinctly different species lumped within each particular category (Kohli & Jarzyna, 2021; Weiher et al., 1999).

To address this issue, we compared the functional structure of current and future avian assemblages using a comprehensive data set of morphological and ecological traits for 8268 landbird species worldwide (Pigot et al., 2020; Tobias et al., 2022). For all species, we compiled eight continuous variables to capture morphological variation in body mass, beak shape, wing shape and the length of tarsus and tail. Together, these morphological traits provide an index of avian dispersal ability and trophic niche (Claramunt et al., 2012; Pigot et al., 2020; Tobias et al., 2014). By comparison, previous global studies have generally been limited to a single continuous ecological trait – body mass – which is generally a poor predictor of avian dispersal (Sheard et al., 2020), and only weakly informative about ecological niche differences (Pigot et al., 2020). We used this comprehensive trait data set to calculate the FD of future species assemblages estimated using range projections under two

climate change scenarios (Hof et al., 2018) with a time horizon centred on 2050.

To explore the potential impact of these changes on ecosystem function, we partitioned avian assemblages into two major dietary groups – frugivores and invertivores – which underpin important ecological processes. Specialist avian frugivores are vital seed dispersal agents, especially for large-fruited or large-seeded plants in tropical regions (Corlett, 2017; Snow, 1981). Avian invertivores in terrestrial ecosystems exert top-down control on invertebrate populations, including numerous phytophagous (herbivorous) insects and their larvae, thereby indirectly benefitting plant populations (Mäntylä et al., 2011) and boosting ecosystem productivity (Marquis & Whelan, 1994). Invertivores also provide an important ecosystem service by limiting the impact of insect pests on agricultural crops (Jones et al., 2005; Karp et al., 2013; Mols & Visser, 2002).

The main aims of our study are to (1) re-evaluate the possible future impacts of climate change on the FD of avian assemblages, with particular focus on the structure of frugivore and invertivore communities and (2) quantify how changes in FD relate to changes in species richness (SR) to determine whether these changes in FD are primarily driven by the loss or gain of morphologically distinct species. This second aim is related to the findings of Barbet-Massin and Jetz (2015), who reported that projected FD shifts were generally smaller than expected from observed changes in avian SR, suggesting a tendency for gains or losses of morphologically similar species, which contribute relatively little to the overall FD of the assemblage. We revisit this question in the context of continuous traits to examine the role of species' distinctiveness in explaining projected shifts in avian FD.

## MATERIALS AND METHODS

### Current and projected bird distributions

We used baseline and projected distributions for 8268 landbird species worldwide from Hof et al. (2018) to produce binary presence-absence matrices for 65521  $0.5^\circ \times 0.5^\circ$  latitude-longitude terrestrial grid cells (henceforth, “grid-cell assemblages”; see Supporting Information). Baseline distributions were derived from expert range maps produced by BirdLife International and NatureServe (2015). Species distribution models were used to generate projected current and future distributions for each species under the RCP6.0 and RCP2.6 emissions scenarios (see Supporting Information). As a realistic medium-high climate-policy intervention scenario, we focused primarily on RCP6.0, which assumes a shift away from coal and towards oil, gas and renewables for energy (Masui et al., 2011); RCP2.6 represents a stronger mitigation scenario (van Vuuren et al., 2011).

To estimate the ability of species to track their future potential distribution, we produced a species-specific dispersal buffer around all baseline distributions using established predictors of dispersal ability, including species' hand-wing index, wing length, body mass and geographic range size (see Supporting Information). We allowed all species to disperse to grid cells within their dispersal buffer, with overall dispersal constrained to neighbouring zoogeographic realms, following Hof et al. (2018). Further aspects, such as anthropogenic land use change, may limit the ability of some species to track climatic niches, although in theory this constraint should only apply to species with low dispersal ability, which is accounted for by our dispersal buffer.

## Functional traits

We assembled morphological and ecological trait data from comprehensive global datasets (Pigot et al., 2020; Tobias et al., 2022; Tobias & Pigot, 2019). For all species in our sample, we compiled information on eight continuous traits (Table S1), which provide information about key dimensions of the avian niche. Specifically, beak length, width and depth are linked to the size and type of food consumed, and thus the trophic niche (Hsu et al., 2014; Lederer, 1975; Pigot et al., 2020; Wheelwright, 1985). Tarsus length, wing chord, first-secondary length and tail length are locomotory traits related to microhabitat utilisation, foraging strategy, and dispersal (Claramunt et al., 2012; Miles & Ricklefs, 1984; Miles et al., 1987; Sheard et al., 2020). Finally, body mass is related to various aspects of the avian niche including metabolic requirements (McGill et al., 2006), movement (Wotton & Kelly, 2012), and foraging behaviour (Dial et al., 2008). In combination, these traits provide an eight-dimensional quantitative morphological space (hereafter, "morphospace") in which the position of each species reflects key aspects of the trophic niche, including trophic level, diet and foraging behaviour (Pigot et al., 2020).

All trait values were log-transformed, then z-transformed and converted into a distance matrix with the package Cluster (Maechler et al., 2018). We further adapted the matrix into a nested functional dendrogram using the "average" clustering algorithm in the ape package (Paradis & Schliep, 2018). Additionally, we combined the z-transformed traits in a principal component analysis (PCA). We retained the first four principal component (PC) axes for further analysis because the computational requirements of FD indices increase rapidly with increasing dimensionality and a four-dimensional morphospace is sufficient to describe variation in avian trophic niches (Pigot et al., 2020). Together, these axes accounted for >95% of the variance in the functional trait data (see Table S2 for PC scores). All analyses were performed in R v4.0.3 (R Core Team, 2020).

Analysing functional trait structure of entire assemblages combines information across multiple different trophic levels and niches. Although this provides a useful overview of general patterns, it can mask effects specific to particular ecological processes, unless these processes are partitioned into separate analyses (Bregman et al. 2014; Bregman et al., 2016; Cannon et al. 2019). To address this issue, we used published datasets (Pigot et al., 2020; Tobias & Pigot, 2019) to subdivide our species sample into frugivores and invertivores, that is, landbird species for which >50% of the diet consists of fruit or invertebrates, respectively. We selected these two groups because together they make up the majority of landbirds worldwide and have clearly defined links to important ecological processes, namely seed dispersal and the top-down control of invertebrates, respectively (Bregman et al., 2016; Karp et al., 2013; Şekercioğlu, 2006).

## Analysis of trait structure

To quantify the trait structure of each grid-cell assemblage, we calculated four FD metrics: FD (Petchey & Gaston, 2002), functional richness (FRic; Villéger et al., 2008) and Gaussian hypervolume (Blonder, 2017) measured as both volume ( $H_{vol}$ ) and centroid coordinates ( $H_{cent}$ ). We also calculated the SR of each assemblage. We conducted analyses for all species ( $n = 8268$ ) and then repeated analyses separately for frugivores ( $n = 885$  species) and invertivores ( $n = 4115$  species).

FD, the sum of branch lengths on a functional dendrogram, measures how species are dispersed in trait space, with greater values of FD indicating a greater degree of trait complementarity. We calculated FD from the functional trait dendrogram for each assemblage, using the 'ape' package (Paradis & Schliep, 2018).

FRic, the volume of the smallest convex hull enclosing all trait values in an assemblage (Villéger et al., 2008), does not measure 'functional richness' per se because it is entirely dependent on the species with the most extreme trait values. However, it provides a useful indicator of the gain or loss of functionally extreme species. We calculated FRic based on the trait PC scores for each presence-absence-matrix row in all assemblages with five or more species using the 'geometry' package (Habel et al., 2015).

The volume of a Gaussian hypervolume ( $H_{vol}$ ) provides a different perspective to dendrogram-based approaches in that it focuses on the volume of morphospace occupied by species in an assemblage (Blonder, 2017; Maire et al., 2015). Finally, the position of the hypervolume centroid ( $H_{cent}$ ) can indicate important shifts in trait structure even when the current and future assemblages occupy a similar volume of morphospace.  $H_{vol}$  and  $H_{cent}$  were calculated for each assemblage from the trait PC scores using the Silverman bandwidth estimate in the 'hypervolume' package (Blonder & Harris, 2018).

To measure how FD differed between current and future assemblages, the difference in SR, FD, FRic and  $H_{vol}$  values between the baseline and projected distributions ( $\Delta SR$ ,  $\Delta FD$ ,  $\Delta FRic$ , and  $\Delta H_{vol}$ ) was calculated for each assemblage, as well as the Euclidean distance between the baseline and projected  $H_{cent}$  coordinates. To examine whether changes in FD were primarily driven by the gain or loss of morphologically distinct species, observed  $\Delta FD$  was compared to  $\Delta FD$  values predicted from  $\Delta SR$  (see Supporting Information). Furthermore, as assemblage-level  $\Delta FD$  represents a combination of gains and losses, meaning that losses may be masked by the influx of new species (or vice versa), we separated  $\Delta FD$  into its gain and loss components (see Supporting Information). Finally, to examine how the RCP6.0 and RCP2.6 climate scenarios differ in their projections, we calculated the absolute value of difference between the  $\Delta FD$  values ( $RCP6.0 \Delta FD - RCP2.6 \Delta FD$ ), expressed as a proportion of baseline FD.

## RESULTS

### Changes in functional diversity for whole assemblages

In our geographical range forecasts under the RCP6.0 climate scenario, 1.2% of bird species ( $n = 101$ ) had no suitable climate within their projected range and were thus considered to become extinct by 2050. Shifts in the geographical distribution of the remaining species altered the diversity and structure of most grid-cell assemblages. Our projections for RCP6.0 showed substantial changes in SR (Figure 1a) and all FD metrics (Figures 1b, 2a, b, Figure S1), with the direction and magnitude of effects varying according to geographical location. A prominent pattern in these results was the widespread, consistent increases in FD and  $H_{vol}$  at higher latitudes, concurrent with losses in these metrics in mid-latitude regions (Figures 1b, 2b, Figure S1). Proportional changes in FRic also revealed this trend (Figure S1), suggesting that some species will disperse into these regions from areas of morphospace not occupied by the baseline assemblage. Some northern regions, particularly in Canada, also showed relatively large distances between baseline and projected  $H_{cent}$  coordinates, indicating a shift of the assemblages towards a different region of morphospace (Figure S1).

At a global scale, changes in FD were often greater than predicted from  $\Delta SR$ , indicating that they were driven by the loss or gain of morphologically distinct species. This was especially true for FD losses, which were typically >50% greater than expected and included around 3000 assemblages in which FD was lost despite being expected to increase (Figure 1c, d), with these larger-than-expected losses occurring across a multitude of geographic locations (Figure 1e, red regions). Gains in

FD were also more often larger than expected, although less prominently (Figure 1d) and with less clear spatial patterning; northern latitudes, for instance, were a mosaic of assemblages in which FD gains were higher or lower than expected (Figure 1e, dark blue and cyan regions respectively).

Partitioning FD change into gain and loss components revealed that nearly all assemblages were projected to lose some proportion of their baseline FD (Figure S3). In some regions, particularly North Africa and Arabia, large FD gains co-occurred with losses, indicating substantial functional turnover (Figure S3). In contrast, widespread shifts in FD in northern latitudes were mainly driven by simple increases or decreases in diversity, with relatively little turnover.

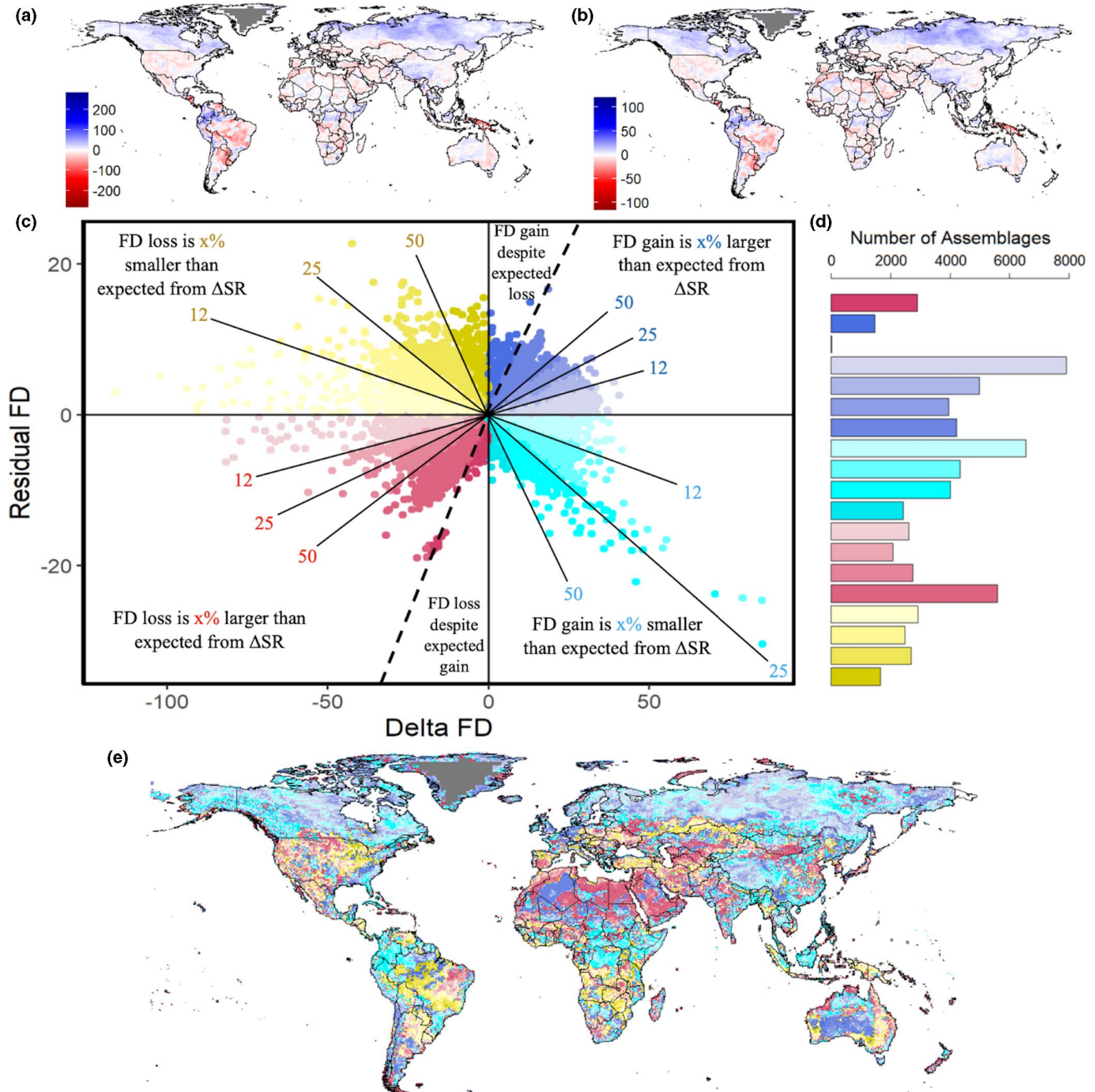
### Frugivores

Under the RCP6.0 climate scenario, 1014 (3.4%) of 29490 assemblages are predicted to lose all frugivore species (Figure S9), of which 20 species have no suitable climate within their projected range and are thus assumed to be extinct by 2050. Conversely, 1355 previously unoccupied assemblages are predicted to be colonised by at least one frugivore species (Figure S4), resulting in a net gain of 341 assemblages (+1.1% relative to baseline).

Shifts in the structure of frugivore assemblages were not associated with latitude, as both gains and losses of SR (Figure 3a) and FD occurred patchily across the tropics (Figures 2c,d, 3b, S1). We projected that many regions will undergo substantial proportional losses (often >20%) in FD and  $H_{vol}$ , with complete losses projected for some areas where assemblages lose their component of frugivores (Figure S9). We also projected large decreases in FRic for some regions, particularly in South America (Figure S1c), accompanied by the greatest shifts in  $H_{cent}$  position (Figure S1d). In contrast, several areas were projected to undergo large proportional gains in FD and  $H_{vol}$ , often over 20% and occasionally over 100% of their baseline value (Figure 2c, d). In most frugivore assemblages, changes in FD were more extreme than predicted from  $\Delta SR$  (Figure 3c,d), especially for losses in FD (Figure 3d). Most losses were more than 50% greater than predicted from  $\Delta SR$  (Figure 3c,d), indicating the loss of morphologically distinct seed dispersers in many parts of South America, Australia, and India (Figure 3e, red regions).

Separating FD changes into gain and loss components revealed that FD losses were projected to be common throughout much of the tropics, but generally smaller or absent in other regions (Figure S3). Conversely, gains in FD were projected to be relatively rare and typically not co-occurring with losses, except in southern Africa where functional turnover was predicted to be relatively high (Figure S3).



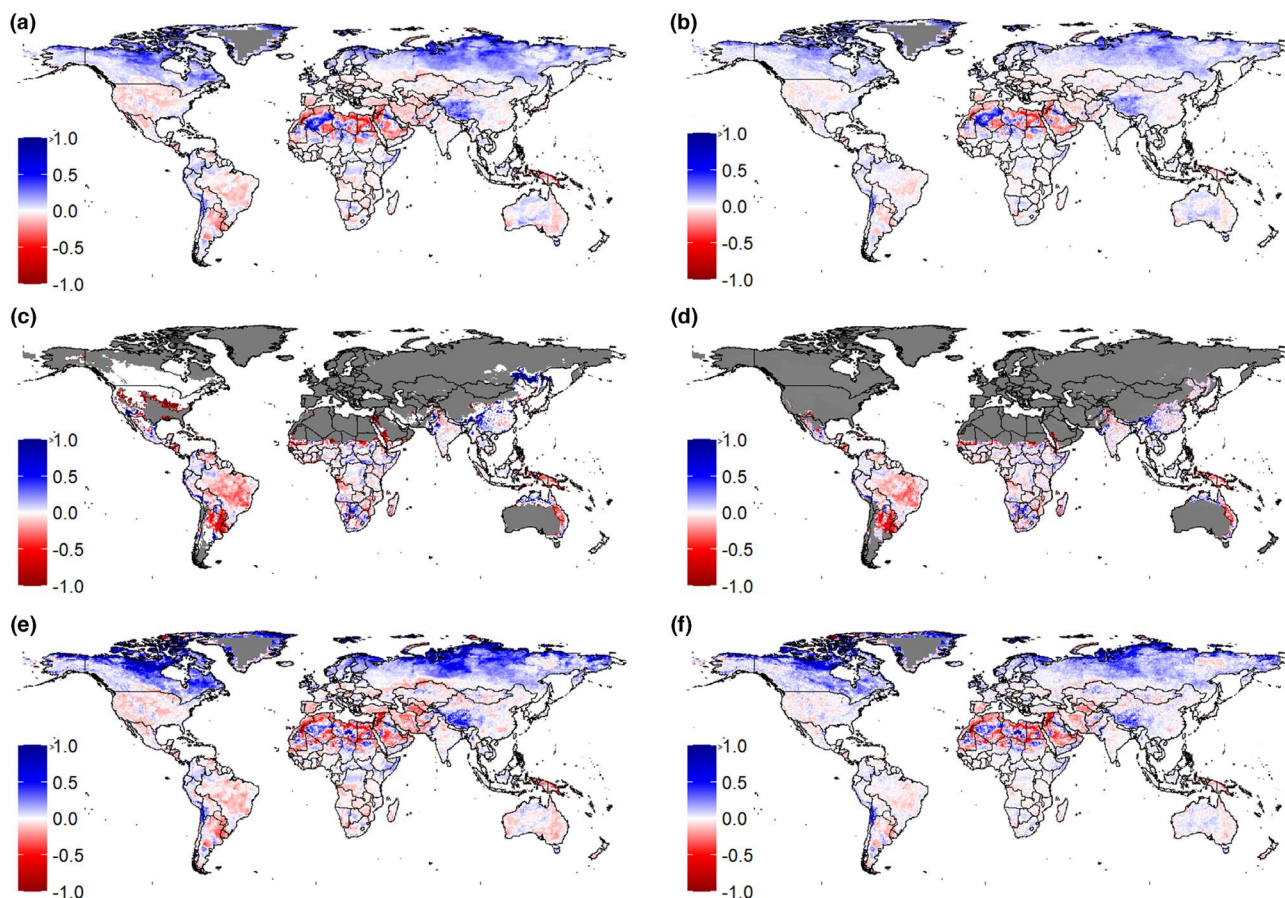


**FIGURE 1** Projected changes in avian species richness (SR) and functional diversity (FD) from 1995 to 2050 under the RCP6.0 emissions scenario. (a) Absolute change in SR; (b) Absolute change in FD; (c) The relationship between observed  $\Delta$ FD and Residual FD (the difference between observed  $\Delta$ FD and  $\Delta$ FD predicted from  $\Delta$ SR). Annotations denote regions where  $\Delta$ FD is larger or smaller than predicted from  $\Delta$ SR. Dashed line separates assemblages where  $\Delta$ SR predicts FD loss (left) and FD gain (right); (d) The number of assemblages belonging to each scenario presented in (c) or which underwent no change in assemblage composition (light grey bar); (e) Geographical distribution of the scenarios presented in (c). Light grey areas indicate no observed change in assemblage composition; dark grey areas indicate regions for which no data were available

## Invertivores

In contrast to specialist frugivores, invertivores are global in their distribution (Figure 4a). In our RCP6.0 projections, 48 (1.1%) of the 4115 invertivore species in baseline assemblages had no suitable climate within their projected range and were thus assumed to become

extinct by 2050. The surviving invertivores shifted in distribution, driving changes in SR (Figure 4a) and FD worldwide. Overall, these changes were far less patchy than those observed for frugivores, with the clearest pattern being substantial (often >20%) increases across higher latitudes in the northern hemisphere, with concurrent losses at mid-latitudes (Figures 2e,f, 4b). The



**FIGURE 2** Projected changes in functional diversity (FD) and Gaussian hypervolume metrics from 1995 to 2050 under the RCP6.0 climate scenario, expressed as a proportion of their value in 1995. (a) all species FD; (b) all species  $H_{vol}$ ; (c) frugivores FD; (d) frugivores  $H_{vol}$ ; (e) invertivores FD; (f) invertivores  $H_{vol}$ . Dark grey areas indicate assemblages for which no data were available

same effect explained regional-scale patterns in  $FRic$  and  $H_{cent}$  (Figure S3e,f). Outcomes in the tropics were slightly less consistent, with large (typically 10–20%) decreases in New Guinea and parts of South America, and a mosaic of changes in other regions (Figures 2e,f, 4b).

Changes in invertivore FD were again dominated by values greater than predicted from  $\Delta SR$ , especially for FD losses (Figure 4c,d), suggesting that shifts in FD were primarily driven by the loss or gain of morphologically distinct species (dark red and blue in Figure 4e, respectively). Separating FD changes into gain and loss components showed that projected patterns of FD losses were quite similar to those found across all birds, with the increase in FD at northern latitudes again being driven largely by simple increases in diversity, not turnover (Figure S3).

### Comparing alternative climate scenarios

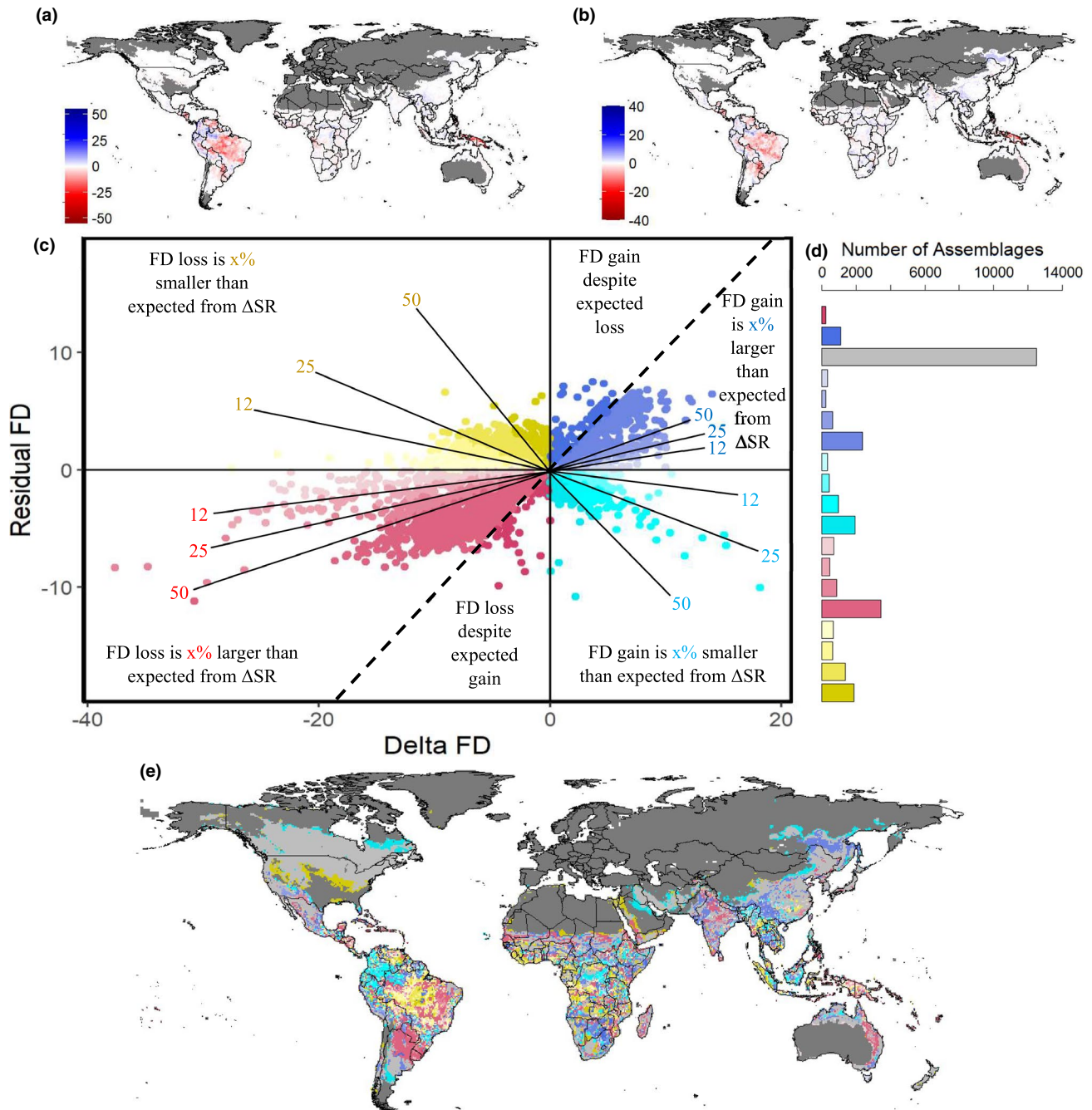
The difference between the projections obtained under the RCP6.0 and RCP2.6 scenarios were one of degree, not of kind; the patterns of change in FD were qualitatively similar (Figures S2–S8). These differences were

also quantitatively similar across scenarios. For example, in all birds, the difference in  $\Delta FD$  between the two scenarios was usually less than 2.6% of baseline FD (1st quartile = 0.6%, median = 1.3%, 3rd quartile = 2.6%), although in a few regions the difference was larger, around 10% (Figure S10). Similar results were observed for frugivore and invertivore subsets, although in general the difference between the scenarios was slightly larger for invertivores than it was for frugivores or the cladewide analysis (first quartile = 0.5%, median = 1.7%, third quartile = 3.8%) and larger (~10%) differences were geographically more widespread for invertivores (Figure S10).

## DISCUSSION

Our analyses show that climate change is likely to drive substantial shifts in FD for landbird assemblages worldwide, with the direction and magnitude of these shifts varying according to geographic location. A previous analysis by Barbet-Massin and Jetz (2015) predicted that most bird species lost from future assemblages would be functionally redundant, leading to lower-than-expected



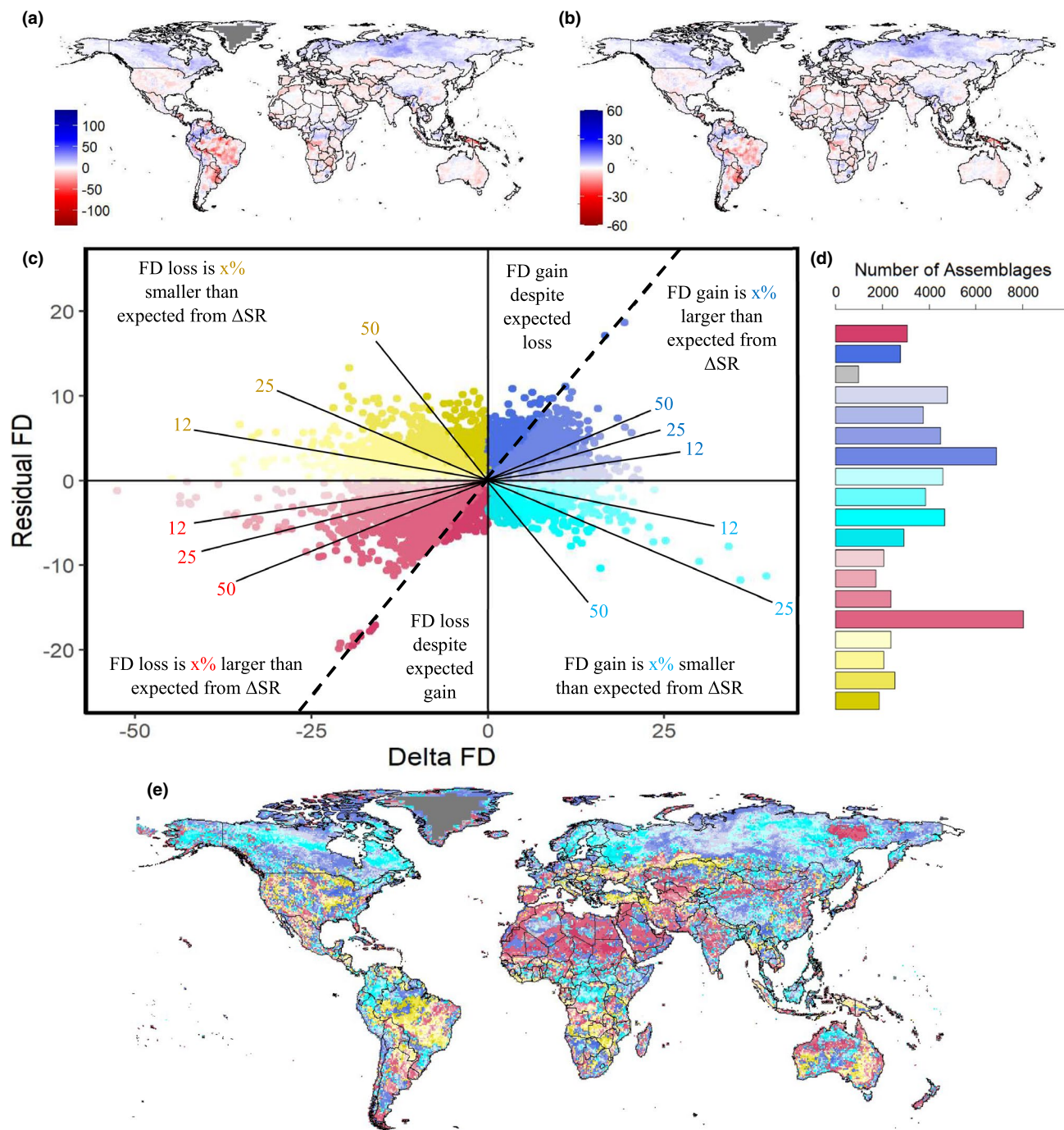


**FIGURE 3** Projected changes in avian frugivore species richness (SR) and functional diversity (FD) from 1995 to 2050 under the RCP6.0 emissions scenario. (a) Absolute change in SR; (b) Absolute change in FD; (c) The relationship between observed  $\Delta$ FD and residual FD (the difference between observed  $\Delta$ FD and  $\Delta$ FD predicted from  $\Delta$ SR). Annotations denote regions where  $\Delta$ FD is larger or smaller than predicted from  $\Delta$ SR. Dashed line separates assemblages where  $\Delta$ SR predicts FD loss (left) and FD gain (right); (d) The number of assemblages belonging to each scenario presented in C, or which underwent no change in assemblage composition (light grey bar); (e) Geographical distribution of the scenarios presented in C. Light grey areas indicate no observed change in assemblage composition; dark grey areas indicate regions for which no data were available

shifts in FD. In contrast, our projections show widespread changes in FD greater than predicted from changes in SR alone, indicating that shifts in trait structure are primarily driven by the loss or gain of morphologically distinct species, with potentially unique functional roles. This discrepancy is likely to be caused by major differences in the trait data used. Whereas Barbet-Massin and Jetz

(2015) were mainly restricted to using categorical data, our use of multiple continuous morphological traits may allow us to more readily detect functional differences – and therefore complementarity – among species (Kohli & Jarzyna, 2021; Tobias et al., 2022).

The opposite pattern – that is, changes in FD lower than expected from the projected change in SR – were



**FIGURE 4** Projected changes in avian invertivore species richness (SR) and functional diversity (FD) from 1995 to 2050 under the RCP6.0 emissions scenario. (a) Absolute change in SR; (b) Absolute change in FD; (c) The relationship between observed  $\Delta$ FD and Residual FD (the difference between observed  $\Delta$ FD and  $\Delta$ FD predicted from  $\Delta$ SR). Annotations denote regions where  $\Delta$ FD is larger or smaller than predicted from  $\Delta$ SR. Dashed line separates assemblages where  $\Delta$ SR predicts FD loss (left) and FD gain (right); (d) The number of assemblages belonging to each scenario presented in (c), or which underwent no change in assemblage composition (light grey bar); (e) Geographical distribution of the scenarios presented in (c). Light grey areas indicate no observed change in assemblage composition; dark grey areas indicate regions for which no data were available

less common across all metrics but occurred in some regions. In these cases, we can infer that the species gained in these regions are not morphologically distinctive in relation to the set of species projected to persist. This raises the question of whether functionally similar

species will be able to invade these novel assemblages as predicted. Coexistence between bird species is facilitated by divergence in functional traits and associated ecological niches (Barnagaud et al., 2014; Pigot et al., 2018), whereas coexistence of functionally similar, closely



related species may be constrained by competitive exclusion (Diamond, 1975; Pigot & Tobias, 2013). In the context of range shifts, one species may therefore be unable to colonise the range of another. Even where geographical range overlap occurs, interspecific competition may reduce the abundance of some species (Fitt & Lancaster, 2017), rendering them vulnerable to extinction via stochastic causes (Lande, 1993).

## Implications of species losses

The loss of distinctive species from assemblages may create a shortfall in ecosystem functions. The presence of functionally distinct species in an assemblage is vital for maintaining a breadth of ecosystem functions and services (Leitão et al., 2016), increasing the speed of ecological processes (Hedde et al., 2010) and promoting ecosystem stability (O’Gorman et al., 2011). As such, the loss of these species can have serious effects on ecosystem processes, including the unpredictable loss of function (O’Gorman et al., 2011). We, therefore, expect that regions in which more FD was lost than predicted from SR are likely to undergo the greatest immediate negative impacts.

In principle, the loss of morphologically similar species is less likely to have such immediate impacts because functionally similar species still remain to maintain ecosystem functions. There is, of course, no guarantee that one morphologically similar species will be able to compensate for the loss of another, particularly if the replacement species differs in an undetected niche dimension – for example, behaviour – or is simply much rarer (Rosenfeld, 2002). This type of hidden complementarity often means that the loss of seemingly functionally redundant species has negative effects, while the provision of adequate functional redundancy may also increase ecosystem stability and resilience (Ehrlich & Walker, 1998; Naeem & Li, 1997). Nonetheless, a range of ecological functions and interactions is more likely to be maintained by morphologically distinct species than an equivalent number of morphologically similar species.

## Disentangling the impacts of climate change on different ecological functions

Two key limitations of our models focusing on all birds are, first, that general patterns can mask important changes occurring within different functional groups and, second, it is not possible to interpret general patterns in the context of specific ecological functions (Bregman et al., 2016). When we repeated our analyses on frugivores and invertivores separately, we found contrasting patterns of impacts on these two trophic groups. In particular, our results point to a future increase in FD of invertivores at higher latitudes with concurrent

losses at mid-latitudes, whereas projected shifts in frugivore FD show a mosaic of different directional effects throughout the tropics.

Focusing on frugivores, many mid- and high-latitude frugivore assemblages were projected to retain similar structure under climate change. However, these regions typically contain only one or two specialist frugivore species, reflecting the much-reduced incidence of specialist frugivory outside the tropics (Clark et al., 1999; Kissling et al., 2009). Consequently, the provision of mid- to high-latitude seed dispersal is unlikely to be strongly affected by climate change. Conversely, our projections forecast a dramatic decline in frugivore FD across much of tropical South America, New Guinea, Central America, and eastern Australia. As specialist frugivores are vital dispersal agents, especially for large-fruited or large-seeded plants (Corlett, 2017; Snow, 1981), these declines in FD could impair the seed dispersal system in these regions. The main negative impacts would theoretically involve reduced dispersal distance and survival of juvenile plants, potentially altering vegetation structure, reducing reforestation in cleared areas, and limiting the ability of plants to track climate change (Bregman et al., 2016; Cordeiro & Howe, 2003; McConkey et al., 2011; Mokany et al., 2014). In tropical forests, these effects could drive declines in carbon storage (Bello et al., 2015). However, the scarcity of data on how fruiting plants will respond to climate change hinders our ability to predict exactly how ecosystem functions will be affected (Corlett, 2011).

Our projections for invertivores show a far more distinct pattern of poleward shifts in diversity, particularly in the northern hemisphere, consistent with species ranges tracking climatic niches towards the poles (Sorte & Thompson, 2007; McQuillan & Rice, 2015). At mid-latitudes, the sharp decline in invertivore FD may have important implications for the top-down control of invertebrate populations, which in turn will affect other important ecosystem processes. For instance, forest productivity is likely to decline due to increased leaf damage from insects which are currently controlled by avian invertivores (Marquis & Whelan, 1994). Additionally, the productivity of arable farms and orchards may decline owing to increased populations of invertebrate pests released from top-down control by birds (Jones et al., 2005; Karp et al., 2013; Mols & Visser, 2002).

Meanwhile, the ecological effects of gains in invertivore FD at higher latitudes depend largely on how invertebrate populations respond to climate change. Long-term studies report northward shifts in European odonata (Hickling et al., 2005) and lepidoptera (Parmesan et al., 1999) in response to warming over recent decades. If similar northward shifts are a general trend across invertebrates, an overall increase in invertebrate diversity may match the increased diversity of invertivorous birds. However, other studies suggest that climate-driven changes in arthropod abundance and diversity are highly taxon- and habitat-specific (Koltz et al., 2018; Buddle &

Schmidt, 2018). Furthermore, invertebrate declines may be exacerbated by a reduction in flowering season arising from phenological differences between plant species in different areas (Høye et al., 2013). Together, these studies suggest that complex changes in invertebrate community structure are likely to occur (Callaghan et al., 2004), disrupting the balance between predator and prey populations, and potentially impairing ecosystem functions (Durant et al., 2007; Schweiger et al., 2008).

### Potential limitations and future directions

Our approach relies on assumptions common to all multi-species studies based on species distribution models. As such, certain caveats must be borne in mind. First, these models assume that species are in equilibrium with the environment and that all relevant climatic factors that may influence species presence are considered, so that climatic tolerance can be inferred from the observed distribution of the species. The main weaknesses of this approach are that key climatic variables may be omitted from models, while a range of factors other than climatic tolerance may shape the current distribution of bird species, including habitat loss, hunting and exploitation. The assumptions of species distribution models are, therefore, often violated, suggesting that model validation is overly generous (Santini et al., 2021).

As with all global analyses of this type, our projections are relatively coarse (grid cells represent areas over 3000 km<sup>2</sup> at the equator). As species may be confined to microhabitats within each grid cell, and the climatic data represent an average of conditions over each grid cell, mismatches may occur both between our projections and reality, and between different models in our ensemble projections. Overall, while we believe our approach provides the best possible current estimate of broad macroecological trends under climate change, our findings should not be used to infer changes for specific grid-cell assemblages or individual species. For example, where our projections show no suitable climate within the dispersal buffer for species in the future, this should not be taken to mean that these species will certainly become extinct.

We only considered resident and breeding ranges in our analysis due to constraints imposed by our dietary data, and problems associated with pooling breeding and non-breeding ranges in the same models (Freeman et al., 2022). Therefore, we overlook the non-breeding range of the relatively small proportion (<10%) of landbird species that are migratory. The influx of these non-breeding migrants to some tropical and subtropical regions may have a substantial impact on FD of bird assemblages, although non-breeding ranges in these cases are much less likely to undergo major climate-driven shifts than breeding ranges, most of which are in the temperate or boreal zones. Nonetheless, the impacts of climate-change on

avian functional traits in non-breeding species assemblages is an important question for future research.

A further caveat is that species distribution models assume that species respond individually to climate change, and therefore ignore interactions among species. This is arguably a serious weakness because species interactions within and between trophic levels may have a pivotal influence on whether a particular taxon can persist in its current range, or colonise new areas (Early & Keith, 2019; Pigot & Tobias, 2013). In a general sense, understanding how species interactions structure novel assemblages under climate change is an important priority (Araújo & Luoto 2007; Lavergne et al. 2010; Pigot & Tobias, 2013; Schleuning et al., 2016, 2020). Morphological traits may provide insights into this issue, such as by using trait matching to explore connections between avian frugivores and their food plants (Dehling et al., 2016; McFadden et al., 2022; Moran & Catterall, 2010). In combination with species distribution models for both birds and plants, this approach could help to fill gaps in knowledge about how novel species combinations are likely to function (Corlett, 2011; Høye & Culler, 2018).

### CONCLUSIONS

By modelling the future ranges of all extant landbirds, we show that avian FD is projected to undergo substantial, continental-scale shifts under climate change, which are largely consistent across different climate scenarios. In contrast to previous research, our analyses suggest that these shifts will be primarily driven by the loss or gain of morphologically distinct species from assemblages. In addition, we show how the impacts of climate change are predicted to vary geographically, and across different dietary categories associated with the delivery of seed dispersal and insect predation services by birds. This suggests that broad-scale predictions and interventions need to be formulated independently for different components of ecosystem function. Our findings highlight the importance of continuous morphological trait data as a basis for exploring the structure of future assemblages, and the impacts of climate change on trophic interactions.

### ACKNOWLEDGEMENTS

The authors thank Stuart Butchart, Bob Cregan, Santiago Lacalle Puig, Katerina Michalicckova and Daniel Swindlehurst for data and technical support. We also thank the Inter-Sectoral Impact Model Intercomparison Project (ISIMIP) for technical support and climate data. Bird trait data collection was supported by the UK Natural Environment Research Council (NE/I028068/1 and NE/P004512/1 to JAT). Further funding was received from the German Federal Ministry for Education and Research (FKZ 01LS1617A to CH and AV), the Bavarian Ministry of Science and the Arts via the Bavarian Climate Research Network (to CH and MFB) and the German Research Foundation (HO 3952/3-1 to CH).

## AUTHOR CONTRIBUTIONS

PS and JAT developed the conceptual framework; JAT, SW, CH, AV, MB and AD compiled and organised data sets; PS, AV and LS conducted analyses; PS wrote the first draft of the manuscript, and all authors contributed substantially to revisions.

## PEER REVIEW

The peer review history for this article is available at <https://publons.com/publon/10.1111/ele.13830>.

## DATA AVAILABILITY STATEMENT

Geographical range maps and future range projections have been published previously; morphometric and ecological data are released in a companion paper (Tobias et al. 2022); all other data and R scripts are freely available on Dryad (<https://doi.org/10.5061/dryad.dfn2z351n>).

## ORCID

Peter S. Stewart  <https://orcid.org/0000-0001-6338-6279>

Alke Voskamp  <https://orcid.org/0000-0002-9528-6317>

Luca Santini  <https://orcid.org/0000-0002-5418-3688>

Matthias F. Biber  <https://orcid.org/0000-0002-7726-988X>

Adam J. M. Devenish  <https://orcid.org/0000-0001-5240-622X>

Christian Hof  <https://orcid.org/0000-0002-7763-1885>

Stephen G. Willis  <https://orcid.org/0000-0002-8656-5808>

Joseph A. Tobias  <https://orcid.org/0000-0003-2429-6179>

## REFERENCES

- Barbet-Massin, M. & Jetz, W. (2015) The effect of range changes on the functional turnover, structure and diversity of bird assemblages under future climate scenarios. *Global Change Biology*, 21, 2917–2928.
- Barnagaud, J.Y.D., Kissling, W., Sandel, B., Eiserhardt, W.L., Şekercioğlu, Ç.H., Enquist, B.J. et al. (2014) Ecological traits influence the phylogenetic structure of bird species co-occurrences worldwide. *Ecology Letters*, 17, 811–820.
- Bello, C., Galetti, M., Pizo, M.A., Magnago, L.F.S., Rocha, M.F., Lima, R.A.F. et al. (2015) Defaunation affects carbon storage in tropical forests. *Science Advances*, 1, e1501105.
- Birdlife International and NatureServe (2015) Bird species distribution maps of the world, Version 5.0 (Birdlife International, Cambridge, UK, NatureServe, Alrlington, USA).
- Biswas, S.R., Vogt, R.J. & Sharma, S. (2017) Projected compositional shifts and loss of ecosystem services in freshwater fish communities under climate change scenarios. *Hydrobiologia*, 799, 135–149.
- Blonder, B. (2017) Hypervolume concepts in niche- and trait-based ecology. *Ecography*, 41, 1441–1455.
- Blonder, B. & Harris, D.J. (2018) Hypervolume: High Dimensional Geometry and Set Operations Using Kernel Density Estimation, Support Vector Machines, and Convex Hulls. Version 2.0.12.
- Bregman, T.P., Lees, A.C., MacGregor, H.E.A., Darski, B., de Moura, N.G., Aleixo, A. et al. (2016) Using avian functional traits to assess the impact of land-cover change on ecosystem processes linked to resilience in tropical forests. *Proceedings of the Royal Society B: Biological Sciences*, 283, 20161289.
- Bregman, T., Şekercioğlu, Ç.H. & Tobias, J.A. (2014) Global patterns and predictors of bird species responses to forest fragmentation: implications for ecosystem function and conservation. *Biological Conservation*, 169, 372–383.
- Callaghan, T.V., Björn, L.O., Chernov, Y., Chapin, T., Christensen, T.R., Huntley, B. et al. (2004) Climate change and UV-b impacts on arctic tundra and polar desert ecosystems: effects on the structure of arctic ecosystems in the short- and long-term Perspectives. *AMBIO: A Journal of the Human Environment*, 33, 436–447.
- Cannon, P.G., Gilroy, J.J., Tobias, J.A., Anderson, A., Haugaasen, T. & Edwards, D.P. (2019) Land-sparing agriculture sustains higher levels of avian functional diversity than land sharing. *Global Change Biology*, 25, 1576–1590.
- Cardinale, B.J., Palmer, M.A. & Collins, S.L. (2002) Species diversity enhances ecosystem functioning through interspecific facilitation. *Nature*, 415, 426–429.
- Cheng, I., Hill, J.K., Ohlemüller, R., Roy, D.B. & Thomas, C.D. (2011) Rapid range shifts of species associated with high levels of climate warming. *Science*, 333, 1024–1026.
- Claramunt, S., Derryberry, E.P., Remsen, J.V. & Brumfield, R.T. (2012) High dispersal ability inhibits speciation in a continental radiation of passerine birds. *Proceedings of the Royal Society B: Biological Sciences*, 279, 1567–1574.
- Clark, J.S., Silman, M., Kern, R., Macklin, E. & HilleRisLambers, J. (1999) Seed dispersal near and far: patterns across temperate and tropical forests. *Ecology*, 80, 1475–1494.
- Cordeiro, N.J. & Howe, H.F. (2003) Forest fragmentation severs mutualism between seed dispersers and an endemic African tree. *PNAS*, 100, 14052–14056.
- Corlett, R.T. (2011) How to be a frugivore (in a changing world). *Acta Oecologica*, 37, 674–681.
- Corlett, R.T. (2017) Frugivory and seed dispersal by vertebrates in tropical and subtropical Asia: an update. *Global Ecology and Conservation*, 11, 1–22.
- Dehling, D.M., Jordano, P., Schaefer, H.M., Böhning-Gaese, K. & Schleuning, M. (2016) Morphology predicts species' functional roles and their degree of specialization in plant–frugivore interactions. *Proceedings of the Royal Society B: Biological Sciences*, 283, 20152444.
- Dial, K.P., Greene, E. & Irschick, D.J. (2008) Allometry of behavior. *Trends in Ecology & Evolution*, 23, 394–401.
- Diamond, J.M. (1975) Assembly of species communities. In: Cody, M.L. & Diamond, J.M. (Eds.) *Ecology and evolution of communities*. Harvard: Harvard University Press, pp. 342–444.
- Díaz, S., Purvis, A., Cornelissen, J.H.C., Mace, G.M., Donoghue, M.J., Ewers, R.M. et al. (2013) Functional traits, the phylogeny of function, and ecosystem service vulnerability. *Ecology and Evolution*, 3, 2958–2975.
- Durant, J.M., Hjernmann, D.Ø., Ottersen, G. & Stenseth, N.C. (2007) Climate and the match or mismatch between predator requirements and resource availability. *Climate Research*, 33, 271–283.
- Early, R. & Keith, S.A. (2019) Geographically variable biotic interactions and implications for species ranges. *Global Ecology and Biogeography*, 28, 42–53.
- Ehrlich, P. & Walker, B. (1998) Rivets and redundancy. *BioScience*, 48(5), 387. <https://doi.org/10.2307/1313377>.
- Fitt, R.N.L. & Lancaster, L.T. (2017) Range shifting species reduce phylogenetic diversity in high latitude communities via competition. *Journal of Animal Ecology*, 86, 543–555.
- Freeman, B.G., Weeks, T., Schluter, D. & Tobias, J.A. (2022) The latitudinal gradient in rates of evolution for bird beaks, a species interaction trait. *Ecology Letters*, 25, 635–646.
- Gaüzère, P., Jiguet, F. & Devictor, V. (2015) Rapid adjustment of bird community compositions to local climatic variations and its functional consequences. *Global Change Biology*, 21, 3367–3378.
- Habel, K., Grazman, R., Gramacy, R.B., Stahel, A. & Sterratt, D.C. (2015) Geometry: Mesh Generation and Surface Tesselation. Version 0.4.5.



- Hedde, M., Bureau, F., Chauvat, M. & Decaëns, T. (2010) Patterns and mechanisms responsible for the relationship between the diversity of litter macro-invertebrates and leaf degradation. *Basic and Applied Ecology*, 11, 35–44.
- Hickling, R., Roy, D.B., Hill, J.K. & Thomas, C.D. (2005) A northward shift of range margins in British Odonata. *Global Change Biology*, 11, 502–506.
- Hof, C., Voskamp, A., Biber, M.F., Böhning-gaese, K., Engelhardt, E.K., Niamir, A. et al. (2018) Bioenergy cropland expansion may offset positive effects of climate change mitigation for global vertebrate diversity. *PNAS*, 115, 13294–13299.
- Høye, T.T. & Culler, L.E. (2018) Tundra arthropods provide key insights into ecological responses to environmental change. *Polar Biology*, 41, 1523–1529.
- Høye, T.T., Post, E., Schmidt, N.M., Trøjelsgaard, K. & Forchhammer, M.C. (2013) Shorter flowering seasons and declining abundance of flower visitors in a warmer Arctic. *Nature Climate Change*, 3, 759–763.
- Hsu, Y.C., Shaner, P.J., Chang, C.I., Ke, L. & Kao, S.J. (2014) Trophic niche width increases with bill-size variation in a generalist passerine: a test of niche variation hypothesis. *Journal of Animal Ecology*, 83, 450–459.
- Jones, G.A., Sieving, K.E. & Jacobson, S.K. (2005) Avian diversity and functional insectivory on North-Central Florida Farmlands. *Conservation Biology*, 19, 1234–1245.
- Karp, D.S., Mendenhall, C.D., Sandi, R.F., Chaumont, N., Ehrlich, P.R., Hadly, E.A. et al. (2013) Forest bolsters bird abundance, pest control and coffee yield. *Ecology Letters*, 15, 1339–1347.
- Kissling, W.D., Bohning-Gaese, K. & Jetz, W. (2009) The global distribution of frugivory in birds. *Global Ecology and Biogeography*, 18, 150–162.
- Kohli, B.A. & Jarzyna, M.A. (2021) Pitfalls of ignoring trait resolution when drawing conclusions about ecological processes. *Global Ecology and Biogeography*, 30, 1139–1152.
- Koltz, A.M., Schmidt, N.M. & Høye, T.T. (2018) Differential arthropod responses to warming are altering the structure of Arctic communities. *Royal Society Open Science*, 5, 170503.
- La Sorte, F.A. & Thompson, F.R. (2007) Poleward shifts in winter ranges of North American birds. *Ecology*, 88, 1803–1812.
- Lande, R. (1993) Risks of population extinction from demographic and environmental stochasticity and random catastrophes. *The American Naturalist*, 142, 911–927.
- Lederer, R.J. (1975) Bill size, food size, and jaw forces of insectivorous birds. *The Auk*, 92, 385–387.
- Leitão, R.P., Zuanon, J., Villéger, S., Williams, S.E., Baratolo, C., Fortunel, C. et al. (2016) Rare species contribute disproportionately to the functional structure of species assemblages. *Proceedings of the Royal Society B: Biological Sciences*, 283, 20160084.
- Loboda, S., Savage, J., Buddle, C.M., Schmidt, N.M. & Høye, T.T. (2018) Declining diversity and abundance of High Arctic fly assemblages over two decades of rapid climate warming. *Ecography*, 41, 265–277.
- Maechler, M., Rousseeuw, P., Struyf, A., Hubert, M. & Hornik, K. (2018) cluster: Cluster Analysis Basics and Extensions. R package Version 2.1.0. <https://CRAN.R-project.org/package=cluster>
- Maire, E., Grenouillet, G., Brosse, S. & Villéger, S. (2015) How many dimensions are needed to accurately assess functional diversity? A pragmatic approach for assessing the quality of functional spaces. *Global Ecology and Biogeography*, 24, 728–740.
- Mäntylä, E., Klemola, T. & Laaksonen, T. (2011) Birds help plants: a meta-analysis of top-down trophic cascades caused by avian predators. *Oecologia*, 165, 143–151.
- Marquis, R.J. & Whelan, C.J. (1994) Insectivorous birds increase growth of white oak through consumption of leaf-chewing insects. *Ecology*, 75, 2007–2014.
- Masui, T., Matsumoto, K., Hijioka, Y., Kinoshita, T., Nozawa, T., Ishiwatari, S. et al. (2011) An emission pathway for stabilization at 6 Wm<sup>-2</sup> radiative forcing. *Climatic Change*, 109, 59–76.
- McConkey, K.R., Prasad, S., Corlett, R.T., Campos-Arceiz, A., Brodia, J.F., Rogers, H. et al. (2011) Seed dispersal in changing landscapes. *Biological Conservation*, 146, 1–13.
- McFadden, I.R., Fritz, S.A., Zimmermann, N.E., Pellissier, L., Kissling, W.D., Tobias, J.A. et al. (2022) Global plant-frugivore trait matching is shaped by climate and biogeographic history. *Ecology Letters*, 25, 686–696.
- McGill, B.J., Enquist, B.J., Weiher, E. & Westoby, M. (2006) Rebuilding community ecology from functional traits. *Trends in Ecology & Evolution*, 21, 178–185.
- McQuillan, M.A. & Rice, A.M. (2015) Differential effects of climate and species interactions on range limits at a hybrid zone: potential direct and indirect impacts of climate change. *Ecology and Evolution*, 5, 5120–5137.
- Miles, D.B. & Ricklefs, R.E. (1984) The correlation between ecology and morphology in deciduous forest passerine birds. *Ecology*, 65, 1629–1640.
- Miles, D.B., Ricklefs, R.E. & Travis, J. (1987) Concordance of ecomorphological relationships in three assemblages of passerine birds. *The American Naturalist*, 129, 347–364.
- Mokany, K., Prasad, S. & Westcott, D.A. (2014) Loss of frugivore seed dispersal services under climate change. *Nature Communications*, 5, 3971.
- Mokany, K., Thomson, J.J., Lynch, A.J.J., Jordan, G.J. & Ferrier, S. (2015) Linking changes in community composition and function under climate change. *Ecological Applications*, 25, 2132–2141.
- Mols, C.M.M. & Visser, M.E. (2002) Great tits can reduce caterpillar damage in apple orchards. *Journal of Applied Ecology*, 39, 888–899.
- Moran, C. & Catterall, C.P. (2010) Can functional traits predict ecological interactions? A case study using rain forest frugivores and plants in Australia. *Biotropica*, 42, 318–326.
- Mouillot, D., Graham, N.A.J., Villéger, S., Mason, N.W.H. & Bellwood, D.R. (2013) A functional approach reveals community responses to disturbances. *Trends in Ecology & Evolution*, 28, 167–177.
- Mouillot, D., Villéger, S., Scherer-Lorenzen, M. & Mason, N.W.H. (2011) Functional structure of biological communities predicts ecosystem multifunctionality. *PLoS One*, 6, e17476.
- Naeem, S. & Li, S. (1997) Biodiversity enhances ecosystem reliability. *Nature*, 390, 507–509.
- O’Gorman, E.J., Yearsley, J.M., Tasman, P., Emmerson, M.C., Jacob, U. & Petchey, O.L. (2011) Loss of functionally unique species may gradually undermine ecosystems. *Proceedings of the Royal Society B: Biological Sciences*, 278, 1886–1893.
- Oliver, T.H. & Roy, D.B. (2015) The pitfalls of ecological forecasting. *Biological Journal of the Linnean Society*, 115, 767–778.
- Paradis, E. & Schliep, K. (2018) ape 5.0: an environment for modern phylogenetics and evolutionary analyses in R. *Bioinformatics*, 35(3), 526–528. <https://doi.org/10.1093/bioinformatics/bty633>.
- Parmesan, C., Ryrholm, N., Stefanescu, C., Hill, J.K., Thomas, C.D., Descimon, H. et al. (1999) Poleward shifts in geographical ranges of butterfly species associated with regional warming. *Nature*, 399, 579–583.
- Parmesan, C. & Yohe, G. (2003) A globally coherent footprint of climate change impacts across natural systems. *Nature*, 421, 37–42.
- Petchey, O.L. & Gaston, K.J. (2002) Functional diversity (FD), species richness and community composition. *Ecology Letters*, 5, 402–411.
- Pigot, A.L., Jetz, W., Sheard, C. & Tobias, J.A. (2018) The macroecological dynamics of species coexistence in birds. *Nature Ecology & Evolution*, 2, 1112–1119.
- Pigot, A.L., Sheard, C., Miller, E.T., Bregman, T., Freeman, B., Roll, U. et al. (2020) Macroevolutionary convergence connects morphological form to ecological function in birds. *Nature Ecology & Evolution*, 4, 230–239.
- Pigot, A.L. & Tobias, J.A. (2013) Species interactions constrain geographic range expansion over evolutionary time. *Ecology Letters*, 16, 330–338.

- Pigot, A.L., Trisos, C.H. & Tobias, J.A. (2016) Functional traits reveal the expansion and packing of ecological niche space underlying an elevational diversity gradient in passerine birds. *Proceedings of the Royal Society B: Biological Sciences*, 283, 20152013.
- R Core Team (2020) *R: A language and environment for statistical computing*. Vienna, Austria: R Foundation for Statistical Computing URL: <https://www.R-project.org/>.
- Rosenfeld, J.S. (2002) Functional redundancy in ecology and conservation. *Oikos*, 98, 156–162.
- Santini, L., Benítez-López, A., Maiorano, L., Čengić, M. & Huijbregts, M.A.J. (2021) Assessing the reliability of species distribution projections in climate change research. *Diversity & Distributions*, 27, 1035–1050.
- Schleuning, M., Fründ, J., Schweiger, O., Welk, E., Albrecht, J., Albrecht, M. et al. (2016) Ecological networks are more sensitive to plant than to animal extinction under climate change. *Nature Communications*, 7, 13965.
- Schleuning, M., Neuschulz, E.L., Albrecht, J., Bender, I.M.A., Bowler, D.E., Dehling, D.M. et al. (2020) Trait-based assessments of climate-change impacts on interacting species. *Trends in Ecology & Evolution*, 35, 319–328.
- Schweiger, O., Settele, J., Kudrna, O., Klotz, S. & Kühn, I. (2008) Climate change can cause spatial mismatch of trophically interacting species. *Ecology*, 89, 3472–3479.
- Şekercioğlu, Ç.H. (2006) Increasing awareness of avian ecological function. *Trends in Ecology & Evolution*, 21(8), 464–471.
- Sheard, C., Neate-Clegg, M.H.C., Alioravainen, N., Jones, S.E.I., Vincent, C., MacGregor, H.E.A. et al. (2020) Environmental and behavioural drivers of global gradients in dispersal inferred from avian wing morphology. *Nature Communications*, 11, 2463.
- Snow, D.W. (1981) Tropical frugivorous birds and their food plants: a world survey. *Biotropica*, 13, 1–14.
- Tilman, D. (2001) An evolutionary approach to ecosystem functioning. *Proceedings of the National Academy of Sciences*, 98, 10979–10980.
- Tilman, D., Knops, J., Wedin, D., Reich, P., Ritchie, M. & Siemann, E. (2010) The influence of functional diversity and composition on ecosystem processes. *Science*, 277, 1300–1301.
- Tobias, J.A., Sheard, C., Pigot, A.L., Devenish, A.J.M., Yang, J., Sayol, F. et al. (2022) AVONET: morphological, ecological and geographical data for all birds. *Ecology Letters*, 25, 581–597.
- Tobias, J.A., Cornwallis, C.K., Derryberry, E.P., Claramunt, S., Brumfield, R.T. & Seddon, N. (2014) Species coexistence and the dynamics of phenotypic evolution in adaptive radiation. *Nature*, 506, 359–363.
- Tobias, J.A. & Pigot, A.L. (2019) Integrating behaviour and ecology into global biodiversity conservation strategies. *Philosophical Transactions of the Royal Society B*, 374, 20190012.
- van der Weiher, E., Werf, A., Thompson, K., Roderick, M., Garnier, E. & Eriksson, O. (1999) Challenging Theophrastus: a common core list of plant traits for functional ecology. *Journal of Vegetation Science*, 10, 609–620.
- Van Vuuren, D.P., den Stehfest, E., Elzen, M.G.J., van Kram, T., Vliet, J., Deetman, S. et al. (2011) RCP2.6: exploring the possibility to keep global mean temperature increase below 2°C. *Climatic Change*, 109, 95–116.
- Van Zuiden, T.M., Chen, M.M., Stefanoff, S., Lopez, L. & Sharma, S. (2016) Projected impacts of climate change on three freshwater fishes and potential novel competitive interactions. *Diversity and Distributions*, 22, 603–614.
- Villéger, S., Mason, N.W.H. & Mouillot, D. (2008) New multidimensional functional diversity indices for a multifaceted framework in functional ecology. *Ecology*, 89, 2290–2301.
- Walther, G.-R., Post, E., Convey, P., Menzel, A., Parmesan, C., Beebee, T.J.C. et al. (2002) Ecological responses to recent climate change. *Nature*, 416, 389–395.
- Wheelwright, N.T. (1985) Fruit-size, gape width, and the diets of fruit-eating birds. *Ecology*, 66, 808–818.
- Williams, J.W. & Jackson, S.T. (2007) Novel climates, no-analog communities, and ecological surprises. *Frontiers in Ecology and the Environment*, 5, 475–482.
- Winemiller, K.O., Fitzgerald, D.B., Bower, L.M. & Pianka, E.R. (2015) Functional traits, convergent evolution, and periodic tables of niches. *Ecology Letters*, 18, 737–751.
- Wotton, D.M. & Kelly, D. (2012) Do larger frugivores move seeds further? Body size, seed dispersal distance, and a case study of a large, sedentary pigeon. *Journal of Biogeography*, 39, 1973–1983.

## SUPPORTING INFORMATION

Additional supporting information may be found in the online version of the article at the publisher's website.

**How to cite this article:** Stewart, P.S., Voskamp, A., Santini, L., Biber, M.F., Devenish, A.J.M., Hof, C., et al. (2022) Global impacts of climate change on avian functional diversity. *Ecology Letters*, 25, 673–685. <https://doi.org/10.1111/ele.13830>