

## Durham Research Online

---

### Deposited in DRO:

21 November 2022

### Version of attached file:

Published Version

### Peer-review status of attached file:

Peer-reviewed

### Citation for published item:

Criado, Juan C. and Schenk, Sebastian and Spannowsky, Michael and Hatton, Peter D. and Turnbull, L. A. (2022) 'Simulating anti-skyrmions on a lattice.', *Scientific reports.*, 12 . p. 19179.

### Further information on publisher's website:

<https://www.nature.com/srep/>

### Publisher's copyright statement:

This article is licensed under a Creative Commons Attribution 4.0 International License, which permits use, sharing, adaptation, distribution and reproduction in any medium or format, as long as you give appropriate credit to the original author(s) and the source, provide a link to the Creative Commons licence, and indicate if changes were made. The images or other third party material in this article are included in the article's Creative Commons licence, unless indicated otherwise in a credit line to the material. If material is not included in the article's Creative Commons licence and your intended use is not permitted by statutory regulation or exceeds the permitted use, you will need to obtain permission directly from the copyright holder. To view a copy of this licence, visit <http://creativecommons.org/licenses/by/4.0/>.

### Additional information:

## Use policy

---

The full-text may be used and/or reproduced, and given to third parties in any format or medium, without prior permission or charge, for personal research or study, educational, or not-for-profit purposes provided that:

- a full bibliographic reference is made to the original source
- a [link](#) is made to the metadata record in DRO
- the full-text is not changed in any way

The full-text must not be sold in any format or medium without the formal permission of the copyright holders.

Please consult the [full DRO policy](#) for further details.



OPEN

## Simulating anti-skyrmions on a lattice

Juan C. Criado<sup>1✉</sup>, Sebastian Schenk<sup>1</sup>, Michael Spannowsky<sup>1</sup>, Peter D. Hatton<sup>2</sup> & L. A. Turnbull<sup>2</sup>

Magnetic skyrmions are meta-stable spin structures that naturally emerge in magnetic materials. While a vast amount of effort has gone into the study of their properties, their counterpart of opposite topological charge, the anti-skyrmion, has not received as much attention. We aim to close this gap by deploying Monte Carlo simulations of spin-lattice systems in order to investigate which interactions support anti-skyrmions, as well as skyrmions of Bloch and Néel type. We find that the combination of ferromagnetic exchange and Dzyaloshinskii–Moriya (DM) interactions is able to stabilize each of the three types, depending on the specific structure of the DM interactions. Considering a three-dimensional spin lattice model, we provide a finite-temperature phase diagram featuring a stable anti-skyrmion lattice phase for a large range of temperatures. In addition, we also shed light on the creation and annihilation processes of these anti-skyrmion tubes and study the effects of the DM interaction strength on their typical size.

Magnetic materials with chiral Dzyaloshinskii–Moriya (DM) interactions<sup>1,2</sup> have been shown to support the emergence of particle-like spin textures that enjoy a partial topological protection, known as skyrmions<sup>3,4</sup>. In general, skyrmions are characterized by their non-zero topological charge,  $Q$ .

The experimental discovery of magnetic skyrmions represents an exceptional opportunity to study topological solitons that are realized in nature<sup>5</sup>. For instance, the magnetic material MnSi has been found to exhibit a thermodynamical phase featuring a hexagonal lattice of stable skyrmion tubes<sup>6</sup>. This phase has also been established in a range of other materials<sup>7–10</sup>. These systems are, therefore, promising candidates for investigating the fundamental nature of magnetic skyrmions. In addition, the development of techniques for their manipulation may even allow for applications in the field of spintronics, including racetrack memory<sup>11,12</sup>, artificial synapses for neuromorphic computing<sup>13</sup>, reservoir computing<sup>14</sup>, and reshuffling for signal decorrelation in probabilistic computing<sup>15</sup>.

Theoretical advances have further supplemented the rapid experimental developments. The latter have focused on understanding the mechanism by which magnetic skyrmions may be formed or rendered stable (see, e.g. <sup>16–18</sup>). In particular, Monte Carlo (MC) simulations have been proved to be a powerful tool in this endeavor<sup>7,19</sup>; more generally, MC simulations have been successfully used to study topological solitons in quantum field theories<sup>20,21</sup>. For the example of chiral magnets, MC techniques enabled demonstrating that the combination of ferromagnetic exchange and DM interactions is sufficient to reproduce the experimentally-determined finite-temperature phase diagram, featuring a stable skyrmion pocket<sup>22</sup>. These findings immediately pose the question whether the stabilization of other topological solitons is possible in similar magnetic materials. In particular, in this context, the counterpart of magnetic skyrmions of opposite topological charge, known as anti-skyrmions, have been paid little attention to, with a few notable exceptions<sup>23–30</sup>. While their theoretical description appears to be reasonably close to ordinary skyrmions, they have eluded any experimental evidence in magnetic materials in which DM interactions are dominant. Nevertheless, they have been observed in systems that also support skyrmions and (topologically trivial) magnetic bubbles<sup>31</sup>, indicating the presence of interactions other than DM. In addition, both skyrmions and anti-skyrmions are also supported in frustrated magnets<sup>32–34</sup>. In practice, potential applications of anti-skyrmions may even go beyond those of skyrmions. For example, they are expected to feature an anisotropic Hall angle, in theory providing for greater control over their manipulation in spintronics<sup>26</sup>.

Our work is supposed to close this gap by shedding light on the stabilization of magnetic anti-skyrmions in chiral magnetic materials, exclusively featuring DM interactions. Using MC simulations of a simple spin-lattice system describing the local interactions of a chiral magnet, we explore the thermodynamical phases of the material. We show that anti-skyrmions are indeed stabilized in a large region of the parameter space, given a suitable DM interaction strength. Along these lines, we also shed light on their creation and annihilation processes. We

<sup>1</sup>Department of Physics, Institute for Particle Physics Phenomenology, Durham University, South Road, Durham DH1 3LE, UK. <sup>2</sup>Department of Physics, Centre for Materials Physics, Durham University, South Road, Durham DH1 3LE, UK. ✉email: juan.c.criado@durham.ac.uk

Label	Point group	DM(M)	DM <sub>d</sub> (S)
A	<i>T</i> or <i>O</i>	$\mathbf{M} \cdot (\nabla \times \mathbf{M})$	$\mathbf{S}_r \cdot (\mathbf{S}_{r+\hat{x}} \times \hat{x} + \mathbf{S}_{r+\hat{y}} \times \hat{y} + \mathbf{S}_{r+\hat{z}} \times \hat{z})$
B	<i>C<sub>nv</sub></i>	$\mathbf{M} \cdot \nabla M_3 - M_3 \nabla \cdot \mathbf{M}$	$(\mathbf{S}_r)_1 [(\mathbf{S}_{r+\hat{z}})_2 - (\mathbf{S}_{r+\hat{y}})_3]$ $+ (\mathbf{S}_r)_2 [(\mathbf{S}_{r+\hat{x}})_3 - (\mathbf{S}_{r+\hat{z}})_1]$ $+ (\mathbf{S}_r)_3 [(\mathbf{S}_{r+\hat{y}})_1 - (\mathbf{S}_{r+\hat{x}})_2]$
C	<i>D<sub>2d</sub></i>	$\mathbf{M} \cdot (\partial_x \mathbf{M} \times \hat{x} - \partial_y \mathbf{M} \times \hat{y})$	$(\mathbf{S}_r)_2 (\mathbf{S}_{r+\hat{y}})_3 - (\mathbf{S}_r)_3 (\mathbf{S}_{r+\hat{y}})_2$ $- (\mathbf{S}_r)_3 (\mathbf{S}_{r+\hat{x}})_1 + (\mathbf{S}_r)_1 (\mathbf{S}_{r+\hat{x}})_3$

**Table 1.** Possible DM interactions parametrized in a continuum (DM) or lattice (DM<sub>d</sub>) Hamiltonian formulation. The different point groups correspond to different crystal symmetries, thereby allowing for a distinct DM interaction. In reality, these are given by the crystal structure of the magnetic material.

also confirm the existence of magnetic skyrmions of Bloch and Néel type, depending on the precise form of the DM interaction (Table 1). We hope that this survey will provide crucial guidance for future experiments in the search for anti-skyrmions in magnetic materials.

### From the continuum to the lattice model

In this work, we are interested in the stabilization of skyrmion phases in three-dimensional bulk chiral magnets. As a simple description, we evolve our discussion around a coarse-grained Hamiltonian where we describe the local magnetization as a continuous vector field  $\mathbf{M}$  with constant norm,  $M = |\mathbf{M}|$ . Our model of a chiral magnet, therefore, takes the form<sup>35</sup>

$$H = \int d^3r \left[ \frac{J}{2} (\nabla \mathbf{M})^2 + K \text{DM}(\mathbf{M}) - \mathbf{B} \cdot \mathbf{M} \right], \quad (1)$$

where the coefficients  $J$  and  $K$  of the ferromagnetic exchange and DM interaction are free parameters of the model. Furthermore,  $\mathbf{B}$  denotes an external magnetic field, which we choose to point in the  $z$ -direction,  $\mathbf{B} = B\hat{z}$ . From first principles, we are agnostic about the precise form of the DM interaction. In practice, it will depend on the symmetries of the system or, equivalently, on the crystal structure of the material in the microscopic description. In fact, all possibilities of the latter can be classified, as illustrated in Table 1. Here, we define three types of DM interaction (which we label A, B and C) and provide the corresponding point group of the crystal. For an overview and discussion of the possible DM interactions, see, e.g.<sup>36</sup>.

We note that, in the above Hamiltonian, we have neglected other types of (possibly long-ranged) interactions that may be present, such as dipolar or uniaxial couplings (see, e.g.<sup>37,38</sup>). However, it has been demonstrated in lattice simulations that the purely local Hamiltonian (Eq. 1) with a DM interaction of type A is able to stabilize magnetic Bloch skyrmions<sup>22</sup>. We will show that Néel skyrmions and anti-skyrmions can also be stabilized using this Hamiltonian, with DM interactions of type B and C, respectively. Indeed, in our setup, there is a family of skyrmion configurations related to each other by global rotations around the  $z$ -axis. Besides their topological charge, skyrmions are also characterized by the local magnetization in the  $xy$ -plane. For instance, the configuration where the latter always points in the radial direction of the topological defect is known as a Néel skyrmion. In contrast, for a Bloch skyrmion the in-plane magnetization is perpendicular to the radial direction. While non-DM interactions might have large effects on these configurations<sup>39</sup>, our findings show that the presence of such interactions in a given material is not necessary for stabilizing them. Our simulations thus apply to materials in which the coefficients of the non-DM interaction terms in the Hamiltonian are relatively small.

In general, topologically non-trivial configurations of the magnetization field can be characterized by means of their topological charge. Although the latter is not always conserved, it can still be useful in systems with translation symmetry along a particular direction. In the present case, choosing the translation-invariant direction to be the  $z$ -axis, we define  $Q$  as (see, e.g.<sup>40</sup>)

$$Q = \frac{1}{4\pi M^3} \int dx dy \mathbf{M} \cdot (\partial_x \mathbf{M} \times \partial_y \mathbf{M}). \quad (2)$$

In our example, field configurations with  $Q = -1$  are called skyrmions, while those with  $Q = +1$  are anti-skyrmions. In principle, chiral magnets can host topological solitons of arbitrary charge<sup>41–43</sup>. Intuitively, for a given configuration of unit charge, the local magnetization points into every possible direction at least once. In other words,  $Q$  may also be coined the anti-skyrmion number (i.e. the number of anti-skyrmions inside a given volume). Continuous deformations of the magnetization field localized in some regions cannot change the value of  $Q$ , as long as the field's value around this region is kept fixed. This means that configurations with different  $Q$  are topologically protected from continuously evolving into each other, and in particular from unwinding into the trivial one,  $Q = 0$ . However, carefully note that, in general, topological stability does not necessarily imply energetic stability. For instance, topological sectors of different charges are often separated by barriers of finite energy<sup>16</sup>. Nevertheless, the total charge  $Q$  can count the number of (anti-)skyrmions inside a given lattice volume, thereby proving useful for characterizing the topological phases of magnetic materials.

## The lattice Hamiltonian of interacting spins

Let us now turn to the Hamiltonian formulation of the chiral magnet in more detail. To systematically explore the thermodynamical phases of this system via MC simulations, we discretize it by considering a lattice of interacting spins. The associated Hamiltonian of the theory on a simple cubic lattice with uniform lattice spacing  $a$  reads

$$H_d = - \sum_{\mathbf{r}} \left[ \tilde{J} \mathbf{S}_{\mathbf{r}} \cdot (\mathbf{S}_{\mathbf{r}+\hat{x}} + \mathbf{S}_{\mathbf{r}+\hat{y}} + \mathbf{S}_{\mathbf{r}+\hat{z}}) + \tilde{K} \text{DM}_d(\mathbf{S}_{\mathbf{r}}) + \tilde{B} \cdot (\mathbf{S}_{\mathbf{r}})_z \right], \quad (3)$$

where we have defined the lattice couplings  $\tilde{J} = JM^2a$ ,  $\tilde{K} = KM^2a^2$  and  $\tilde{B} = BMa^3$ , as well as the classical spin variable  $\mathbf{S} = \mathbf{M}/M$ . The discretized counterpart of each type of DM interaction on the lattice is displayed in the rightmost column of Table 1. As the degrees of freedom are now given in terms of (normalized) classical spins, the system is suitable to be studied using MC techniques. For convenience, we also define the (discrete) topological charge on the spin-lattice,

$$Q_d = \frac{1}{4\pi} \sum_{\mathbf{r}} \mathbf{S}_{\mathbf{r}} \cdot (\mathbf{S}_{\mathbf{r}+\hat{x}} \times \mathbf{S}_{\mathbf{r}+\hat{y}}). \quad (4)$$

Although, strictly speaking, the topological arguments we presented in the continuum case cannot be applied to the discrete one,  $Q_d$  approximates  $Q$  very accurately in the limit of small lattice spacing. In this regime,  $Q_d$  captures all essential properties of the topological charge reasonably well. We use Eq. (4) to compute the topological charge of the final configurations obtained in our simulations. Since such configurations exhibit a symmetry under translations in the  $z$  direction, we find the same value of  $Q_d$  for all horizontal slices obtained by fixing  $z$  at different values.

Before we continue, we also remark that the discretization of the field degrees of freedom on a finite lattice generically introduces inaccuracies. For instance, in practice, for finite, non-zero lattice spacing, spurious anisotropies may appear<sup>22</sup>. These are further deteriorated due to the finite volume of the spin-lattice. Closely following<sup>22</sup>, here, we aim to correct for these by introducing counter terms associated with next-to-nearest-neighbour couplings. The latter can lead to a partial cancellation of the anisotropies, as seen in momentum space. Let  $H'_d$  be the next-to-nearest neighbor Hamiltonian, its interactions being the ferromagnetic exchange and DM terms, with coefficients  $\tilde{J}'$  and  $\tilde{K}'$ , respectively. In momentum space, the coefficient of the ferromagnetic exchange interaction of the total Hamiltonian,  $H_d + H'_d$ , is given by

$$\alpha(\mathbf{q}) = \tilde{J} \cos(a|\mathbf{q}|) + \tilde{J}' \cos(2a|\mathbf{q}|). \quad (5)$$

Thus, examining the series expansion in the lattice spacing, higher-order terms in  $a$  contain powers of the momentum  $|\mathbf{q}|$  greater than two. At the same time, the only contribution to the continuum interaction is  $|\mathbf{q}|^2$ , because of the two derivatives. We therefore set  $\tilde{J}' = -\tilde{J}/16$  in order to cancel the first non-trivial correction, corresponding to the  $|\mathbf{q}|^4$  term. A similar procedure can be applied to the DM interaction term. In this case, the continuum interaction is proportional to the linear contribution  $|\mathbf{q}|$ , and we use  $\tilde{K}' = -\tilde{K}/8$  to cancel its first correction proportional to  $|\mathbf{q}|^3$ .

## Thermodynamical phases from Monte Carlo simulations

To explore the thermodynamical phases of the magnetic material, the main object of interest is the thermal expectation value of the local magnetization. In the previous section, we have already identified the corresponding degrees of freedom with a lattice of interacting classical spins. Therefore, finding the thermal expectation value of the magnetization requires us to investigate the possible spin configurations at any given temperature, as can be seen from the path integral,

$$\langle \mathbf{S} \rangle = \frac{1}{\mathcal{Z}} \int \mathcal{D}\mathbf{S} \mathbf{S} \exp\left(-\frac{H_d}{k_B T}\right). \quad (6)$$

Here,  $T$  is the temperature, and  $k_B$  is the Boltzmann constant. Furthermore,  $\mathcal{Z}$  denotes the partition function of the theory, and  $\mathcal{D}\mathbf{S} \exp(-H_d/(k_B T))$  is the Gibbs measure. The path integral is thus an integral over all configurations of the field  $\mathbf{S}$ . In the lattice formulation, this integral becomes finite-dimensional, and its measure can be written explicitly as

$$\mathcal{D}\mathbf{S} = \prod_{\mathbf{r}} d\mathbf{S}_{\mathbf{r}}, \quad (7)$$

where  $d\mathbf{S}_{\mathbf{r}}$  is the usual Lebesgue measure over the finite-dimensional set of values of the  $\mathbf{S}_{\mathbf{r}}$  vector.

To explore the spin configuration space of the theory, within our MC approach, we have to sample spin-lattice configurations following the Boltzmann distribution  $\exp(-H_d/(k_B T))/\mathcal{Z}$ . Formally, however, this configuration space is infinite-dimensional, clearly obstructing the ad hoc generation of samples. That means it is computationally not feasible to randomly construct spin configurations and a posteriori determine their associated weight inside the path integral. Instead, we want to use a simulated annealing process through the well-known Metropolis–Hastings algorithm<sup>44,45</sup>, which will robustly generate the desired distribution of spin samples as follows. First, we randomly initialize a lattice of arbitrary spins. Then, consecutively, each spin of the lattice is probed by replacing it randomly. While probing each spin, the change in energy,  $\Delta H_d$ , is measured and the generated spin variable is accepted with probability  $\exp(-\Delta H_d/(k_B T))$ . In principle, the system will slowly

converge towards a spin configuration of lower and lower energy, in turn dominating the thermal expectation value of the local magnetization.

The convergence of this process towards the spin configurations of minimal energy crucially depends on the system's temperature. Ideally, to remove any bias from initial conditions, we, therefore, initialize the procedure in the high-temperature regime,  $T \rightarrow \infty$ , where virtually any spin replacement is accepted. We then cautiously cool down the system by slowly lowering  $T$  to the desired value that we want to probe. This step is coined the *thermalization* process, where the system adjusts to the new temperature. At any given temperature, we can then record the desired number of sample spin configurations and take their average to obtain  $\langle S \rangle$ . The precise way in which we lower the temperature, we will call a *schedule*. Quite remarkably, here, the temperature is a physical parameter that, at the same time, controls the thermal fluctuations of the theory when moving through configuration space.

It is also worth noting that the path integral, and therefore our MC simulations, remain invariant if both the Hamiltonian  $H_d$  of the theory and the temperature  $T$  are multiplied by a numerical factor. Thus, a simultaneous rescaling of  $\tilde{J}$ ,  $\tilde{K}$ ,  $\tilde{B}$  and  $T$  will leave any observable unchanged. We, therefore, normalize the latter with respect to the kinetic term by defining the ratios

$$\hat{B} = \frac{\tilde{B}}{\tilde{J}}, \quad \hat{K} = \frac{\tilde{K}}{\tilde{J}}, \quad \hat{T} = k_B \frac{\tilde{T}}{\tilde{J}}. \quad (8)$$

The above dimensionless quantities represent the only free parameters of the simulation. Therefore, for the rest of this work, we give our results in terms of these. In practice, we set  $\tilde{J} = 1$  without loss of generality.

Let us now demonstrate how to utilize MC techniques to explore the emergence of magnetic (anti)skyrmions in a chiral magnet, featuring the Hamiltonian (Eq. 3). Our simulation primarily uses a lattice of  $30 \times 30 \times 30$  spins with periodic boundary conditions. From a technical point of view, to drastically speed up the algorithm, we also divide the spin-lattice into non-interacting domains. That is, in practice, following the approach presented in<sup>46</sup>, the lattice is divided into three sublattices in a checkerboard pattern so that any given spin, its nearest neighbours as well as its next-to-nearest neighbours are each contained in a different sublattice. This allows us to use a Metropolis–Hastings algorithm in which all spins belonging to the same sublattice are updated in parallel, which we implement in a GPU. We achieve a simulation speed of about  $10^9$  spin updates per second on a Tesla V100 GPU with this setup. Then, after an annealing schedule to find the thermal ground state, we average over 2000 configurations, with 50 lattice sweeps (i.e. each spin of the lattice is probed 50 times) of separation between each other, to determine  $\langle S \rangle$ .

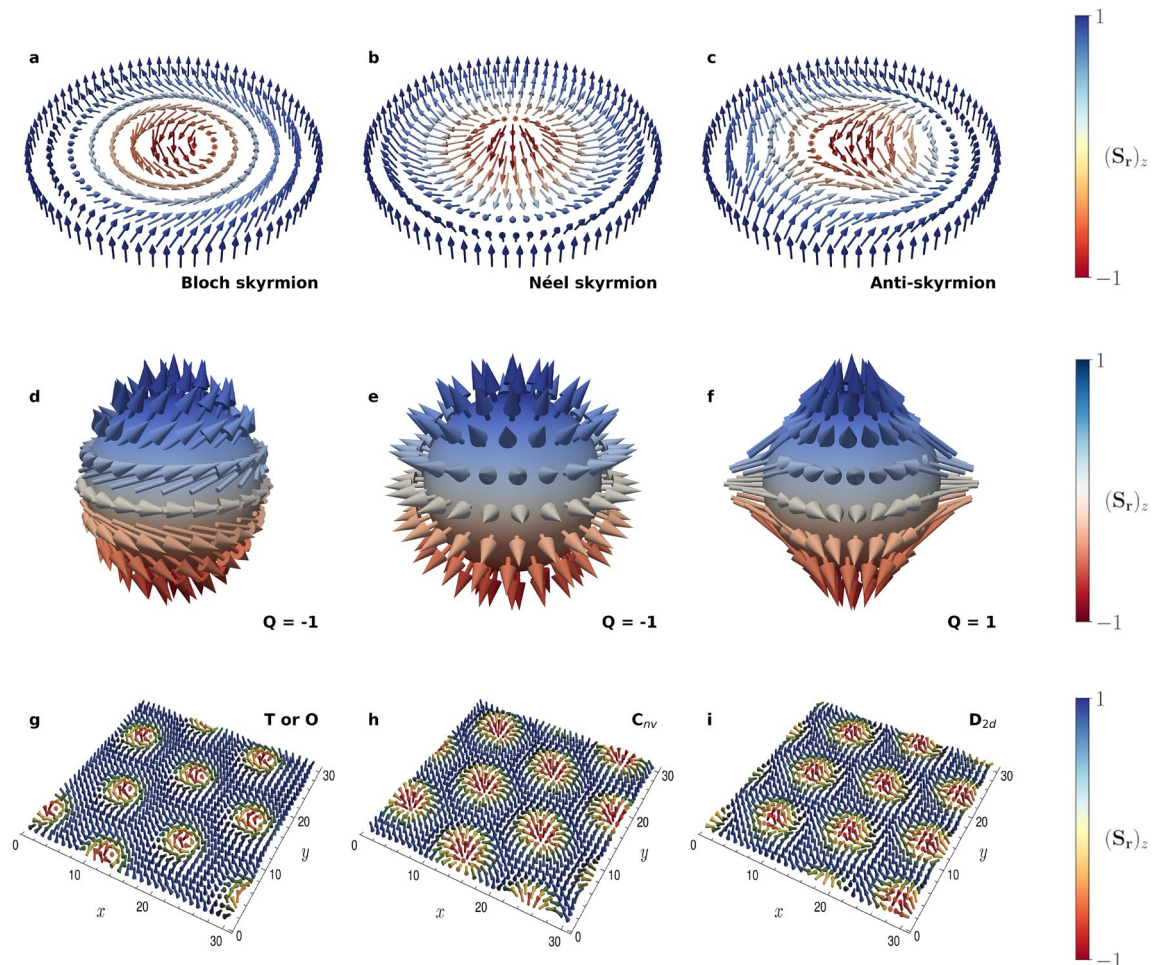
As a very first example, we find that a simple schedule with constant temperature  $\hat{T} = 0.80$ , magnetic field  $\hat{B} = 0.15$  and DM interaction strength  $\hat{K} = \tan(2\pi/10)$ , for  $10^5$  lattice sweeps (i.e. each spin of the lattice is probed  $10^5$  times by the MC algorithm) is able to generate skyrmions as well as anti-skyrmions. The precise type depends on the form of the DM interaction, as shown in Table 1. Here, type A corresponds to Bloch skyrmions, type B corresponds to Néel skyrmions, and type C corresponds to anti-skyrmions. Our choice of  $\hat{K}$  follows that of Ref.<sup>22</sup>, which uses interactions of type A and finds that 9 Bloch skyrmions fit in a lattice with  $30 \times 30$  nodes in the  $xy$  plane. We study different choices of  $\hat{K}$  in the Supplementary Material. Slices of the average spin configuration obtained in each case are shown in Fig. 1. Furthermore, Fig. 2 illustrates three-dimensional representations of the magnetic anti-skyrmion configuration. As pointed out in the previous section, we can count the number of (anti-)skyrmions inside the lattice volume by their topological charge. Although the latter is not a topological invariant in the present case, we still find that these examples exhibit a total charge of  $Q_d \approx \pm 9$ . In general, the number of (anti-)skyrmions contained in the lattice depends on the  $\hat{K}$  parameter and on the size of the lattice. For a constant  $\hat{K}$ , this number will be approximately proportional to the number of nodes in the  $xy$  plane of the lattice. However, for small lattice sizes, the fact that this number must be an integer will spoil this relation. Thus, in order to study the dependence on the number of skyrmions of  $\hat{K}$ , we use a larger lattice of dimensions  $60 \times 60 \times 30$  in the Supplementary Information.

### The anti-skyrmion lattice phase

In contrast to the previous section, we will exclusively focus on C-type materials, supporting anti-skyrmions. To examine the thermodynamical phases of the chiral magnet, we use a more realistic annealing schedule. In particular, we choose a schedule that mimics the most common experimental technique. That is, we implement a zero-field cooling (ZFC) procedure by starting at a high temperature of  $\hat{T} = 2$  and vanishing magnetic field,  $\hat{B} = 0$ . We then exponentially decrease the temperature down to the desired one in 20 steps, as

$$\hat{T} = T_i \left( \frac{T_f}{T_i} \right)^{n/19}, \quad (9)$$

where  $T_i$  and  $T_f$  are the initial and final temperatures, while  $n$  is the step number, ranging from 0 to 19. At each step, we let the system thermalize for 10,000 lattice sweeps. We then increase the magnetic field linearly, and at each value, we average over 2000 configurations, with 50 sweeps of separation between each contiguous pair, to compute the thermal expectation value of the spin configuration,  $\langle S \rangle$ . The DM interaction coefficient is fixed to the value  $\hat{K} = \tan(2\pi/10)$  throughout all simulations.

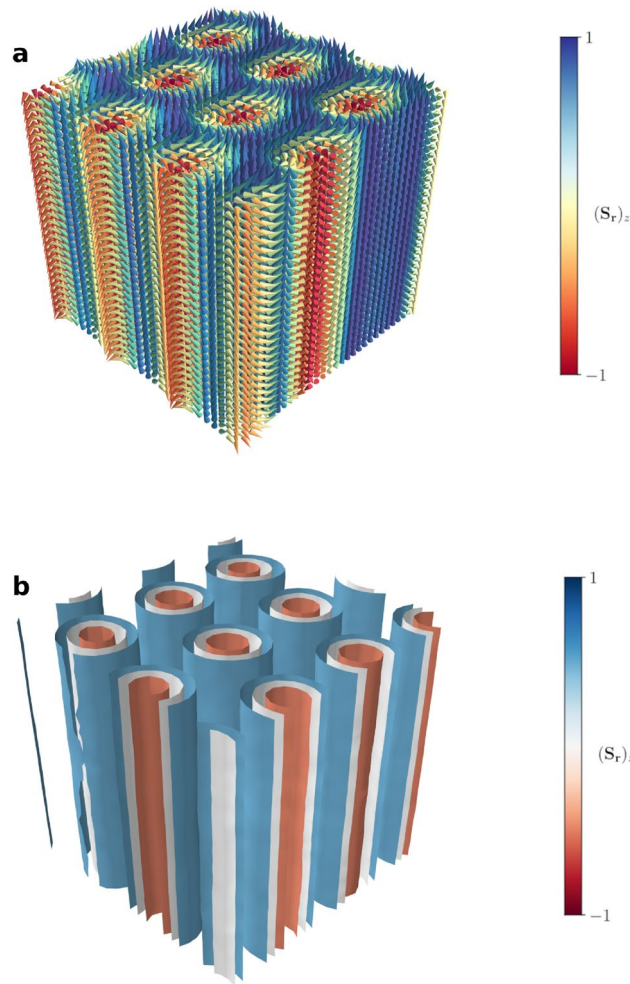


**Figure 1.** Skyrmion structures with varying topological charge,  $Q$ , and helicity. (a–c) Schematics of the magnetization configuration of a Bloch skyrmion, Néel skyrmion and anti-skyrmion. The colors denote the  $z$ -component of the spins, where  $S_z = 1$  is shown in blue, while  $S_z = -1$  is shown in red. (d–f) Corresponding stereographic projections of the skyrmion configurations onto the unit sphere. (g–i) Slices of the thermal expectation value of the spin lattice,  $\langle S_r \rangle_z$ , at  $\hat{T} = 0.80$  and  $\hat{B} = 0.15$  for DM interactions of type A, B and C, corresponding to Bloch skyrmions, Néel skyrmions and anti-skyrmions.

### The finite-temperature phase diagram

The thermodynamical phases we obtain via our MC algorithm are summarized in Fig. 3. The colour-coding illustrates the total anti-skyrmion number,  $Q$ . Therefore, in the red region, the average configuration is a hexagonal lattice of anti-skyrmion tubes with cylindrical symmetry, clearly identifying the anti-skyrmion phase of the material (see also Fig. 2). Indeed, this arrangement is correspondingly similar to what has been observed for skyrmions in materials with DM interactions of the other two types<sup>47,48</sup>. A lighter red to yellow colouring is used for points that contain anti-skyrmions without such a compact packing. For illustration, we use these colours for any point for which there is at least one anti-skyrmion tube present,  $Q \geq 1$ . We notice an extended yet clearly bounded region in which a hexagonal lattice of anti-skyrmion tubes is rendered stable. For the points with  $Q < 1$ , we compute the Fourier transform of the spin configuration and count the number of intensity peaks. Regions with one peak correspond to the ferromagnetic phase and are displayed in light grey. The other region, shown in blue, belongs to the helical phase.

We also note that the system is subject to strong hysteresis effects. To study these, we use two alternative annealing schedules for our simulation, corresponding to high-field cooling (HFC) and constant-field cooling (FC), respectively. For the HFC schedule, we follow a similar procedure as for the ZFC one, with the only difference being that the magnetic field is initialized at a relatively high value,  $\hat{B} = 0.5$ , and decreased linearly in 20 steps down to the desired value between the cooling and the averaging stages. In the FC schedule, we fix the target magnetic field from the beginning and perform the exponential cooling in 20 steps from  $\hat{T} = 2$  for each point. Both possibilities are shown in Fig. 3. The finite-temperature phase diagram exhibits strong hysteresis effects, manifest as deformations of the regions corresponding to each phase in  $(\hat{T}, \hat{B})$  space. For instance, the thermodynamical state of points with a higher magnetic field survives to even lower values in the HFC procedure. A similar effect can be seen for the temperature in the FC schedule. This may indicate that the MC algorithm is stuck in a metastable state. This is also commonly observed in experiments, where a skyrmion lattice phase will



**Figure 2.** Three-dimensional representations of the average spin lattice configuration corresponding to anti-skyrmions. **(a)** Spin lattice configuration at  $\hat{T} = 0.80$  and  $\hat{B} = 0.15$  for DM interactions of type C. In the top panel, the colors denote the  $z$ -component of the spins. **(b)** The corresponding contour surfaces of the  $z$ -component.

persist metastably to low temperatures if FC is used<sup>49,50</sup>. However, in all schedules, an anti-skyrmion phase around the  $\hat{T} = 0.9, \hat{B} = 0.15$  benchmark point is consistently present, strongly supporting the stability of a hexagonal lattice of magnetic anti-skyrmion tubes in this region.

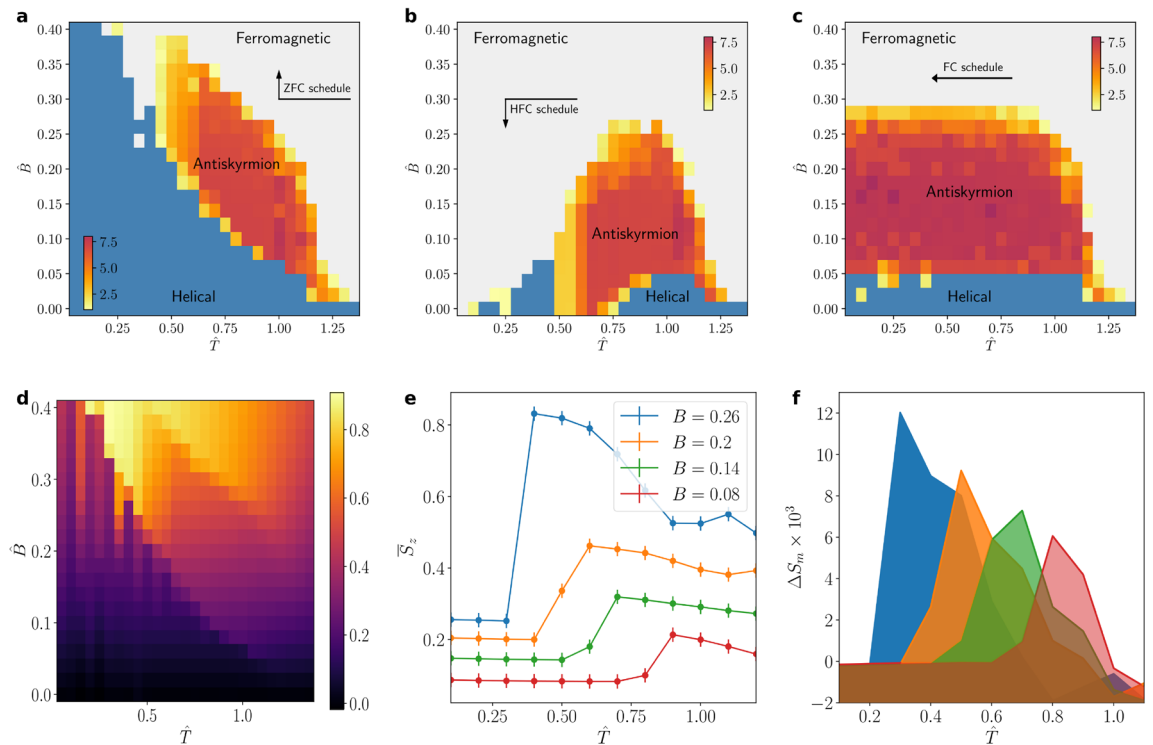
Experimentally, the anti-skyrmion lattice phase may be identified by tracking phase transitions in certain measurements of observables, such as the magnetization or magnetic entropy differences. In our scenario, we translate both into their dimensionless counterparts  $\bar{S}_z$  and  $\Delta S_m$ , respectively. We define the former as the average of the thermal expectation value of  $S_z$  over the entire lattice volume. In addition, the latter can be formally written as

$$\Delta S_m(T, B) = \int_0^B dB' \left. \frac{\partial \bar{S}_z}{\partial T} \right|_{B'}. \tag{10}$$

We illustrate both observables in Fig. 3 as a function of the temperature (and also magnetic field). In practice, to obtain the results shown here, we performed a ZFC schedule to drive the system into a helical state at a temperature of  $\hat{T} = 0.1$ , and some target value of the magnetic field. We then increased  $\hat{T}$  in steps of 0.1, while keeping  $\hat{B}$  fixed. We let the system thermalize over  $10^5$  lattice sweeps at each step and finally average over 2000 configurations, with 50 sweeps in between consecutive samples. From this procedure,  $\bar{S}_z$  can be obtained immediately, while  $\Delta S_m$  can be computed through a finite-differences approximation,

$$\Delta S_m \approx \sum_{B'=0}^B \Delta B' \frac{\bar{S}_z(T + \Delta T, B') - \bar{S}_z(T, B')}{\Delta T}. \tag{11}$$

We observe that with increasing temperature, all observables exhibit a sharply localized rise at a certain critical temperature. This critical temperature characterizes the phase transition into the stable hexagonal anti-skyrmion



**Figure 3.** Finite-temperature phase diagrams for different annealing schedules and experimentally observable anti-skyrmion system quantities. **(a)** Finite-temperature phase diagram containing anti-skyrmions for a zero-field cooling (ZFC) schedule. The schedule is schematically shown in the figure. Red regions illustrate stable anti-skyrmion tubes. Here, the DM interaction coefficient is fixed to  $\tilde{K} = \tan(2\pi/10)$ . The color-coding illustrates the total anti-skyrmion number,  $Q$ . **(b)** Finite-temperature phase diagram for high-field cooling (HFC) and **(c)** constant-field cooling (FC) annealing schedules. Both display relatively strong hysteresis effects as we explain in the main text. **(d,e)** Dimensionless average magnetization  $\bar{S}_z$  as a function of the temperature  $\hat{T}$  and magnetic field  $\hat{B}$ . **(f)** Magnetic entropy differences  $\Delta S_m$  as function of  $\hat{T}$ . The colors in the right panel coincide with the ones in the center panel. The error bars in the center panel indicate the uncertainties introduced by the MC algorithm and may likely underestimate the total uncertainty (see main text).

lattice phase. In practice, the steep rise may help to experimentally identify the phase boundaries of the latter to good precision.

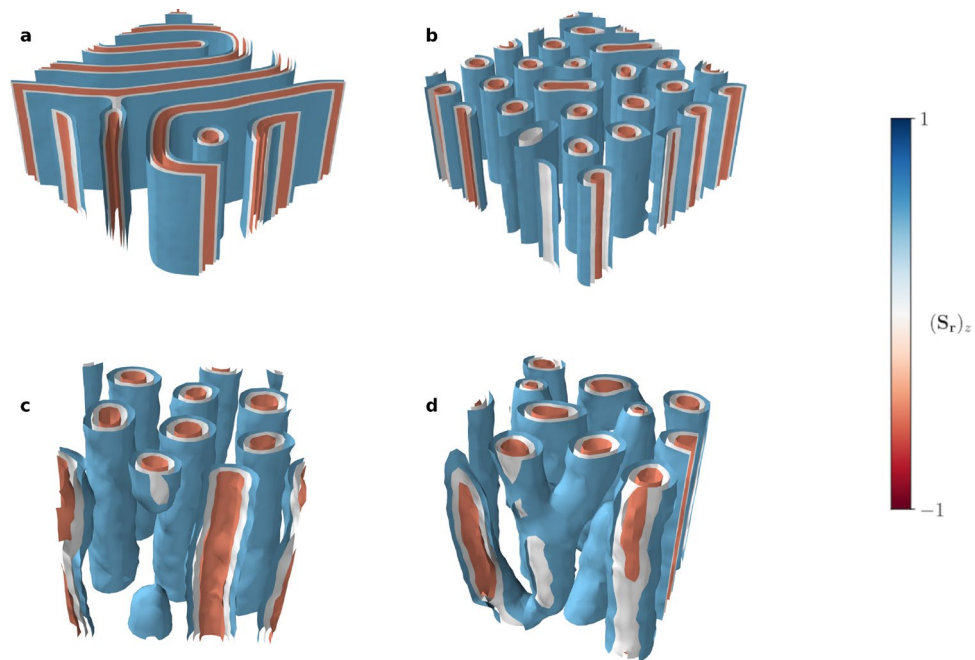
Let us close our discussion with a few words of caution. Using an MC algorithm to evaluate the thermal expectation value of the spin configuration introduces errors. Inevitably, these lead to uncertainties in the observables we have presented in this section. For instance, formally, the error associated with the MC evaluation of the thermal expectation value  $\langle \mathbf{S} \rangle$  will be of the form (see, e.g.<sup>51</sup>)

$$\sigma = \sqrt{\frac{\langle \mathbf{S}^2 \rangle - \langle \mathbf{S} \rangle^2}{N}}, \tag{12}$$

where  $N$  is the number of MC samples and  $\mathbf{S}^2$  has to be understood component-wise. For simplicity, the contribution  $1/\sqrt{N}$  is indicated in Fig. 3. However, let us remark that this form of error estimate likely underestimates the total uncertainty associated with our approach. Most importantly, the discretization of the system on a finite lattice volume and the hysteresis effects are probably introducing even larger uncertainties. While this does not pose a conceptual problem, the quantitative estimates we present in this section have to be taken with some caution. Still, the qualitative agreements between our simulations (and those of Ref.<sup>22</sup>) and the experimental observation of Bloch<sup>7,8,52,53</sup> and Neel<sup>48</sup> skyrmions in materials with interactions of type A and B and are striking and strongly support our approach’s validity.

In summary, our MC algorithm is well suited to explore the thermodynamical phases of a chiral magnet efficiently. In particular, for materials with a C-type DM interaction (cf. Table 1), we find that a hexagonal lattice of anti-skyrmion tubes is stabilized for a large region of parameter space, embedded between a helical and ferromagnetic phase. All schedules agree in a core region of phase space, strongly indicating the existence of stable magnetic anti-skyrmions in the model system.





**Figure 4.** Contours of the  $z$ -component of spin configurations close to the boundary of the anti-skyrmion lattice phase. **(a,b)** Obtained through a ZFC schedule. Here, we show two target temperatures,  $\hat{T} = 0.45$  and  $\hat{T} = 0.60$ , while fixing the magnetic field to  $\hat{B} = 0.2$ . The simulations are done for a  $60 \times 60 \times 30$  lattice. **(c,d)** Snapshots of unstable spin configurations at the boundary of the anti-skyrmion lattice phase. These are obtained for short MC thermalization times after a fast cooling from an initial temperature of  $\hat{T} = 2$  to the target parameters  $\hat{T} = 0.4$ ,  $\hat{B} = 0.2$  and  $\hat{T} = 0.6$ ,  $\hat{B} = 0.15$ . In panel **(c)** an anti-skyrmion tube ends abruptly, while in panel **(d)** several anti-skyrmion tubes are branching into each other. These can be identified with Bloch points that mediate the phase transition.

### Creation and annihilation of anti-skyrmions

In addition to establishing the thermodynamical state of the system at each point in phase space, our approach also sheds some light on the creation and annihilation of anti-skyrmions. Even though this is a dynamical process, we can gain some insights by adjusting the annealing schedule appropriately.

In a first step, we can more closely explore the boundaries of the hexagonal anti-skyrmion lattice phase, where we find a mixture of different states. As a particular example, in Fig. 4a,b, we show the thermal expectation value of the spins for fixed magnetic field,  $\hat{B} = 0.2$ , and two temperatures,  $\hat{T} = 0.45$  and  $\hat{T} = 0.60$ , obtained through a ZFC schedule. These can be understood as snapshots of the system close to the anti-skyrmion phase boundary. We find that in these configurations, the anti-skyrmion tubes are partially merged into wall structures when crossing the phase boundary, eventually unwinding into the helical phase. The translational symmetry along the  $z$ -direction is preserved throughout this process.

In addition, we can gain even more insight into the creation and annihilation of anti-skyrmions when varying the rate at which the temperature is changed throughout the annealing schedule. Naively, if the cooling rate is too high, the system may get stuck in a metastable vacuum which does not correspond to the thermal ground state. In this way, we can force the MC algorithm to “freeze” a specific state while crossing a phase boundary. This allows us to obtain a snapshot of the dynamics of the process. Physically, this metastable state has a finite lifetime, in turn depending on the temperature. To illustrate the dynamics, we, therefore, fix the magnetic field to its target value and perform a fast cooling from initially  $\hat{T} = 2$  to the target temperature, in three steps with only 200 thermalization sweeps each. We average over 200 configurations only (separated by 50 sweeps) to capture an intermediate state of the quickly changing system before it stabilizes.

It should be noted that the Monte Carlo algorithm we use in this paper is designed to sample the thermal probability distribution in the space of the spin lattice configurations at a given temperature. Thus, it may seem it is not well-suited to study the anti-skyrmion formation dynamics. However, the fact that, when different schedules for  $\hat{T}$  and  $\hat{B}$  are used, one finds hysteresis effects that mimic those that are found experimentally, suggests that the simulated system undergoes a similar process as the physical one. In particular, one may establish an analogy between the intermediate configurations of the latter and averages at constant  $\hat{T}$  and  $\hat{B}$  of the former. The spin configurations resulting from the rapid cooling schedule proposed here may be thus interpreted as the states generated in the physical system when an analogous procedure is applied to it. Some caution should still be applied because of the use of a methodology which is better suited for the study of stable states.

Intriguingly, in this particular example, we find that the phase transition towards the anti-skyrmion phase is mediated by topological defects, similar to what has been observed for skyrmions<sup>18</sup>. These so-called Bloch points can be understood as emergent magnetic monopoles that unwind the anti-skyrmion tubes, thereby annihilating

them. We illustrate snapshots of this process in Fig. 4c,d. Here, we find a branching and an unwinding of the anti-skyrmion tubes, which can be identified with an ending on Bloch points<sup>18</sup>. Therefore, our simulation indicates the existence of topological defects that mediate the phase transition towards the stable anti-skyrmion lattice phase.

## Conclusions

We have demonstrated that anti-skyrmions may indeed be found in bulk magnetic materials dominantly featuring a DM interaction that corresponds to a  $D_{2d}$  crystal structure. To study the existence of stable magnetic anti-skyrmions, we have used MC techniques utilizing a simulated annealing process that have been proven to correctly reproduce experimental results related to the formation of magnetic skyrmion tubes<sup>22</sup>.

In particular, we have classified three different types of DM couplings, which, in combination with the ferromagnetic exchange interaction, give rise to Bloch skyrmions, Néel skyrmions and anti-skyrmions. For the latter case, we have presented, for the first time, a finite-temperature phase diagram. We find that a hexagonal lattice of anti-skyrmion tubes is stabilized in a large region of parameter space. At the same time, hysteresis effects can deform the anti-skyrmion phase as we change the annealing procedure of the simulation, consistent with experimental observations in other materials<sup>49,50</sup>. Nevertheless, independent of the precise annealing schedule, we observe a stable anti-skyrmion pocket around the parameters  $\hat{T} = 0.9$  and  $\hat{B} = 0.15$ , strongly supporting the existence of magnetic anti-skyrmion tubes in the material.

In addition, for fixed magnetic field and temperature, the range of values of the DM interaction strength that supports anti-skyrmions is bounded from above and from below. In particular, increasing the magnetic field rises both the lower and the upper phase boundary. At the same time, at relatively low values of the magnetic field, the anti-skyrmion phase disappears completely, which sets an absolute lower bound on the DM interaction strength. The results presented in the Supplementary Information strongly suggest that this bound is approximately  $\hat{K} \gtrsim 0.3$ . Therefore, to experimentally study the formation and stability of anti-skyrmions in chiral magnets, a  $D_{2d}$  material with a sufficient DM interaction strength is necessary. In this context, our work can provide crucial experimental guidance in searching for stable anti-skyrmions in magnetic materials.

In the future, we hope that these simulations can also shed light into the dynamics of anti-skyrmion creation and annihilation as well as their interactions. As a proof of principle, we have indicated the existence of Bloch points mediating the phase transition towards a stable anti-skyrmion lattice phase. The dynamics of this process certainly merit further investigations.

## Data availability

The datasets generated during the current study are available from the corresponding author on reasonable request.

Received: 16 June 2022; Accepted: 7 October 2022

Published online: 10 November 2022

## References

- Dzyaloshinsky, I. A thermodynamic theory of weak ferromagnetism of antiferromagnetics. *J. Phys. Chem. Solids* **4**, 241–255 (1958).
- Moriya, T. Anisotropic superexchange interaction and weak ferromagnetism. *Phys. Rev.* **120**, 91–98 (1960).
- Skyrme, T. H. R. A unified field theory of mesons and baryons. *Nucl. Phys.* **31**, 556–569 (1962).
- Bogdanov, A. N. & Yablonskii, D. Thermodynamically stable “vortices” in magnetically ordered crystals. the mixed state of magnets. *Sov. Phys. JETP* **68**, 101–103 (1989).
- Bogdanov, A. N. & Panagopoulos, C. The emergence of magnetic skyrmions. *Phys. Today* **73**, 44–49 (2020).
- Mühlbauer, S. *et al.* Skyrmion lattice in a chiral magnet. *Science* **323**, 915–919 (2009).
- Yu, X. *et al.* Real-space observation of a two-dimensional skyrmion crystal. *Nature* **465**, 901–904 (2010).
- Yu, X. *et al.* Near room-temperature formation of a skyrmion crystal in thin-films of the helimagnet FeGe. *Nat. Mater.* **10**, 106–109 (2011).
- Woo, S. *et al.* Observation of room-temperature magnetic skyrmions and their current-driven dynamics in ultrathin metallic ferromagnets. *Nat. Mater.* **15**, 501–506 (2016).
- Fujima, Y., Abe, N., Tokunaga, Y. & Arima, T. Thermodynamically stable skyrmion lattice at low temperatures in a bulk crystal of lacunar spinel GaV<sub>4</sub>Se<sub>8</sub>. *Phys. Rev. B* **95**, 180410 (2017).
- Fert, A., Cros, V. & Sampaio, J. Skyrmions on the track. *Nat. Nanotechnol.* **8**, 152–156 (2013).
- Tomasello, R. *et al.* A strategy for the design of skyrmion racetrack memories. *Sci. Rep.* **4**, 6784 (2014).
- Song, K. M. *et al.* Skyrmion-based artificial synapses for neuromorphic computing. *Nat. Electron.* **3**, 148–155 (2020).
- Pinna, D., Bourianoff, G. & Everschor-Sitte, K. Reservoir computing with random skyrmion textures. *Phys. Rev. Appl.* **14**, 054020 (2020).
- Zázvorka, J. *et al.* Thermal skyrmion diffusion used in a Reshuffler device. *Nat. Nanotechnol.* **14**, 658–661 (2019).
- Cortés-Ortuño, D. *et al.* Thermal stability and topological protection of skyrmions in nanotracks. *Sci. Rep.* **7**, 4060 (2017).
- Büttner, F., Lemesch, I. & Beach, G. S. D. Theory of isolated magnetic skyrmions: From fundamentals to room temperature applications. *Sci. Rep.* **8**, 4464 (2018).
- Birch, M. T. *et al.* Topological defect-mediated skyrmion annihilation in three dimensions. *Commun. Phys.* **4**, 175 (2021).
- Yi, S. D., Onoda, S., Nagaosa, N. & Han, J. H. Skyrmions and anomalous Hall effect in a Dzyaloshinskii–Moriya spiral magnet. *Phys. Rev. B* **80**, 054416 (2009).
- Brendel, W., Bruckmann, F., Janssen, L., Wipf, A. & Wozar, C. Instanton constituents and fermionic zero modes in twisted CP\*\*n models. *Phys. Lett. B* **676**, 116–125 (2009).
- Schenk, S. & Spannowsky, M. Exploring instantons in nonlinear sigma models with spin-lattice systems. *Phys. Rev. B* **103**, 144436 (2021).
- Buhrandt, S. & Fritz, L. Skyrmion lattice phase in three-dimensional chiral magnets from Monte Carlo simulations. *Phys. Rev. B* **88**, 195137 (2013).
- Koshibae, W. & Nagaosa, N. Theory of antiskyrmions in magnets. *Nat. Commun.* **7**, 10542 (2016).
- Nayak, A. K. *et al.* Magnetic antiskyrmions above room temperature in tetragonal Heusler materials. *Nature* **548**, 561–566. <https://doi.org/10.1038/nature23466> (2017).

25. Hoffmann, M. *et al.* Antiskyrmions stabilized at interfaces by anisotropic Dzyaloshinskii–Moriya interactions. *Nat. Commun.* **8**, 308 (2017).
26. Huang, S. *et al.* Stabilization and current-induced motion of antiskyrmion in the presence of anisotropic Dzyaloshinskii–Moriya interaction. *Phys. Rev. B* **96**, 144412 (2017).
27. Camosi, L., Rougemaille, N., Fruchart, O., Vogel, J. & Rohart, S. Micromagnetics of antiskyrmions in ultrathin films. *Phys. Rev. B* **97**, 134404 (2018).
28. Kovalev, A. A. & Sandhoefner, S. Skyrmions and antiskyrmions in quasi-two-dimensional magnets. *Front. Phys.* **6**, 98 (2018).
29. Böttcher, M., Heinze, S., Egorov, S., Sinova, J. & Dupé, B. *B-T* phase diagram of Pd/Fe/Ir(111) computed with parallel tempering Monte Carlo. *New J. Phys.* **20**, 103014 (2018).
30. Jena, J. *et al.* Elliptical Bloch skyrmion chiral twins in an antiskyrmion system. *Nat. Commun.* **11**, 1115 (2020).
31. Peng, L. *et al.* Controlled transformation of skyrmions and antiskyrmions in a non-centrosymmetric magnet. *Nat. Nanotechnol.* **15**, 181–186 (2020).
32. Okubo, T., Chung, S. & Kawamura, H. Multiple-*q* states and the skyrmion lattice of the triangular-lattice Heisenberg antiferromagnet under magnetic fields. *Phys. Rev. Lett.* **108**, 017206 (2012).
33. Sutcliffe, P. Skyrmion knots in frustrated magnets. *Phys. Rev. Lett.* **118**, 247203 (2017).
34. Lin, S.-Z. & Hayami, S. Ginzburg–Landau theory for skyrmions in inversion-symmetric magnets with competing interactions. *Phys. Rev. B* **93**, 064430 (2016).
35. Bak, P. & Jensen, M. H. Theory of helical magnetic structures and phase transitions in MnSi and FeGe. *J. Phys. C Solid State Phys.* **13**, L881–L885 (1980).
36. Göbel, B., Mertig, I. & Tretiakov, O. A. Beyond skyrmions: Review and perspectives of alternative magnetic quasiparticles. *Phys. Rep.* **895**, 1–28 (2021).
37. de Leeuw, F. H., van den Doel, R. & Enz, U. Dynamic properties of magnetic domain walls and magnetic bubbles. *Rep. Prog. Phys.* **43**, 689–783 (1980).
38. Garel, T. & Doniach, S. Phase transitions with spontaneous modulation—the dipolar Ising ferromagnet. *Phys. Rev. B* **26**, 325–329 (1982).
39. Bogdanov, A. & Hubert, A. Thermodynamically stable magnetic vortex states in magnetic crystals. *J. Magnet. Magnet. Mater.* **138**, 255–269. <https://www.sciencedirect.com/science/article/pii/0304885394900469> (1994).
40. Manton, N. S. & Sutcliffe, P. Topological solitons. in *Cambridge Monographs on Mathematical Physics* (Cambridge University Press, 2004).
41. Rybakov, F. N. & Kiselev, N. S. Chiral magnetic skyrmions with arbitrary topological charge. *Phys. Rev. B* **99**, 064437 (2019).
42. Foster, D. *et al.* Two-dimensional skyrmion bags in liquid crystals and ferromagnets. *Nat. Phys.* **15**, 655–659 (2019).
43. Kuchkin, V. M. *et al.* Magnetic skyrmions, chiral kinks and holomorphic functions. *Phys. Rev. B* **102**, 144422 (2020).
44. Metropolis, N., Rosenbluth, A. W., Rosenbluth, M. N., Teller, A. H. & Teller, E. Equation of state calculations by fast computing machines. *J. Chem. Phys.* **21**, 1087–1092 (1953).
45. Hastings, W. K. Monte Carlo sampling methods using Markov chains and their applications. *Biometrika* **57**, 97–109 (1970).
46. Romero, J., Bisson, M., Fatica, M. & Bernaschi, M. High performance implementations of the 2D Ising model on GPUs. *Comput. Phys. Commun.* **256**, 107473 (2020).
47. Neubauer, A. *et al.* Topological Hall effect in the A phase of MnSi. *Phys. Rev. Lett.* **102**, 186602 (2009).
48. Kézsmárki, I. *et al.* Néel-type skyrmion lattice with confined orientation in the polar magnetic semiconductor GaV<sub>4</sub>S<sub>8</sub>. *Nat. Mater.* **14**, 1116–1122 (2015).
49. Birch, M. T. *et al.* Increased lifetime of metastable skyrmions by controlled doping. *Phys. Rev. B* **100**, 014425 (2019).
50. Sukhanov, A. S. *et al.* Robust metastable skyrmions with tunable size in the chiral magnet Fe Pt Mo<sub>3</sub>N. *Phys. Rev. B* **102**, 140409 (2020).
51. Morningstar, C. The Monte Carlo method in quantum field theory. in 21st Annual Hampton University Graduate Studies Program (HUGS 2006) (2007).
52. Mühlbauer, S. *et al.* Skyrmion lattice in a chiral magnet. *Science* **323**, 915–919 (2009).
53. McGrouther, D. *et al.* Internal structure of hexagonal skyrmion lattices in cubic helimagnets. *New J. Phys.* **18**, 095004 (2016).

## Acknowledgements

This work was supported by the UK Skyrmion Project EPSRC Programme Grant (EP/N032128/1). S.S. is funded by the Deutsche Forschungsgemeinschaft (DFG, German Research Foundation)—444759442.

## Author contributions

M.S. and P.D.H. conceived the project. J.C.C., S.S. performed MC simulations. All authors discussed the results and contributed equally to the writing of the manuscript.

## Competing interests

The authors declare no competing interests.

## Additional information

**Supplementary Information** The online version contains supplementary material available at <https://doi.org/10.1038/s41598-022-22043-0>.

**Correspondence** and requests for materials should be addressed to J.C.C.

**Reprints and permissions information** is available at [www.nature.com/reprints](http://www.nature.com/reprints).

**Publisher's note** Springer Nature remains neutral with regard to jurisdictional claims in published maps and institutional affiliations.



**Open Access** This article is licensed under a Creative Commons Attribution 4.0 International License, which permits use, sharing, adaptation, distribution and reproduction in any medium or format, as long as you give appropriate credit to the original author(s) and the source, provide a link to the Creative Commons licence, and indicate if changes were made. The images or other third party material in this article are included in the article's Creative Commons licence, unless indicated otherwise in a credit line to the material. If material is not included in the article's Creative Commons licence and your intended use is not permitted by statutory regulation or exceeds the permitted use, you will need to obtain permission directly from the copyright holder. To view a copy of this licence, visit <http://creativecommons.org/licenses/by/4.0/>.

© The Author(s) 2022